





NIFTY SPOT : IMMEDIATE RESISTANCE AT 14720-14890



Technical View

Index opened the week with a gap down and after temporary pullback resumed its down move which started last week. Index has earlier violated the streak of higher highs and higher lows and now has made a lower high and lower low on weekly basis which is a bearish signal. After forming bearish engulfing candlestick pattern in previous week index has formed long black candlestick pattern which confirms bearish reversal indicated by bearish engulfing candlestick and shows follow up selling pressure and suggests the recent peak to act as strong resistance for short term. RSI after forming negative divergence has started resuming its down move which is a bearish signal and suggests caution at higher levels. This was the second week where the selling has come with rise in volume which is a bearish signal and suggests recent peak to act as immediate resistance for short term. **Going ahead index has immediate resistance at 14720-14890, till it maintains below this range it is expected to continue its decline towards 14430-14300.**

Key Data

% Change (D)	(3.76)
% Change (W)	(3.02)
21 SMA (D)	14894
21 SMA (W)	13467
100 SMA (D)	13480
100 SMA (W)	11614
MACD (D)	129.63
MACD (W)	883.56
RSI (D)	44.75
RSI (W)	64.48

NIFTY : 14529

SUP :14430-14300-14160

RES : 14711-14890-14985

HANSRAJ MODI,CMT,HEAD TECHNICAL & DERIVATIVE
hansrajmodi@bpwealth.com

AAKASH CHAUHAN, DERIVATIVE ANALYST
aakash@bpwealth.com

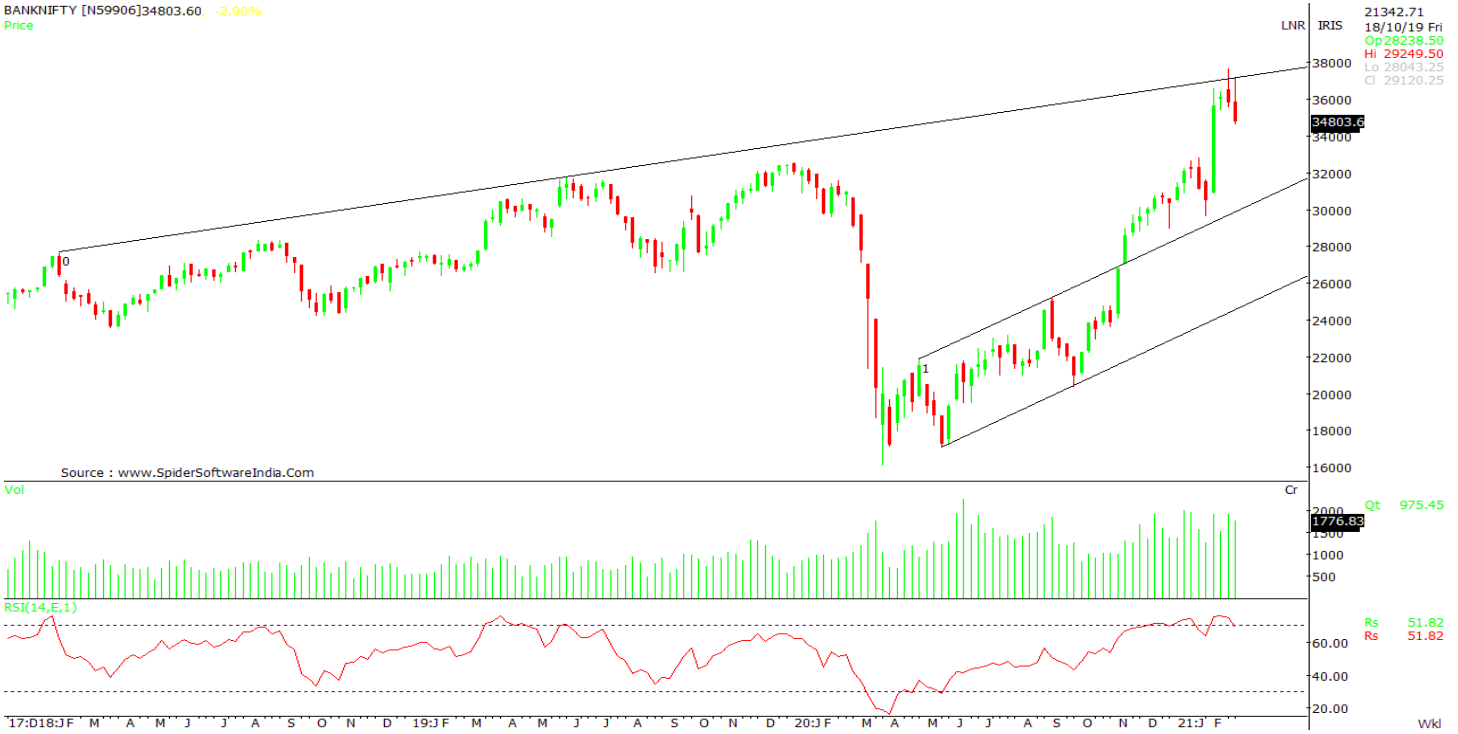
ROHAN SHAH, TECHNICAL ANALYST
rohanshah@bpwealth.com

RICHES VANARA, RESEARCH ASSOCIATE
riches@bpwealth.com



BANKNIFTY : IMMEDIATE RESISTANCE AT 35530-35900

BANKNIFTY [N59906]34803.60, -2.90%
Price



Technical View

Index opened the week with a gap down and after temporary pullback resumed its down move which started last week. Index has formed candlestick with longer upper shadow for second consecutive week which shows selling pressure at higher levels and occurrence of such candlestick after previous indecisive candlestick suggests seller outperforming buyers which make the recent peak important resistance for short term. This was the second week where the selling has come with rise in volume which is a bearish signal and suggests recent peak to act as immediate resistance for short term. **Going ahead index has immediate resistance at 35530-35900, till it maintains below this range it is expected to continue its down move towards 34540-34100.**

Key Data

% Change (D)	(4.78)
% Change (W)	(2.90)
21 SMA (D)	35490
21 SMA (W)	30070
100 SMA (D)	30128
100 EMA (W)	27406
MACD (D)	851.12
MACD (W)	2840.47
RSI (D)	49.99
RSI (W)	69.37

BANKNIFTY : 34804

SUP : 34540-34100-33300

RES : 35530-35900-36640



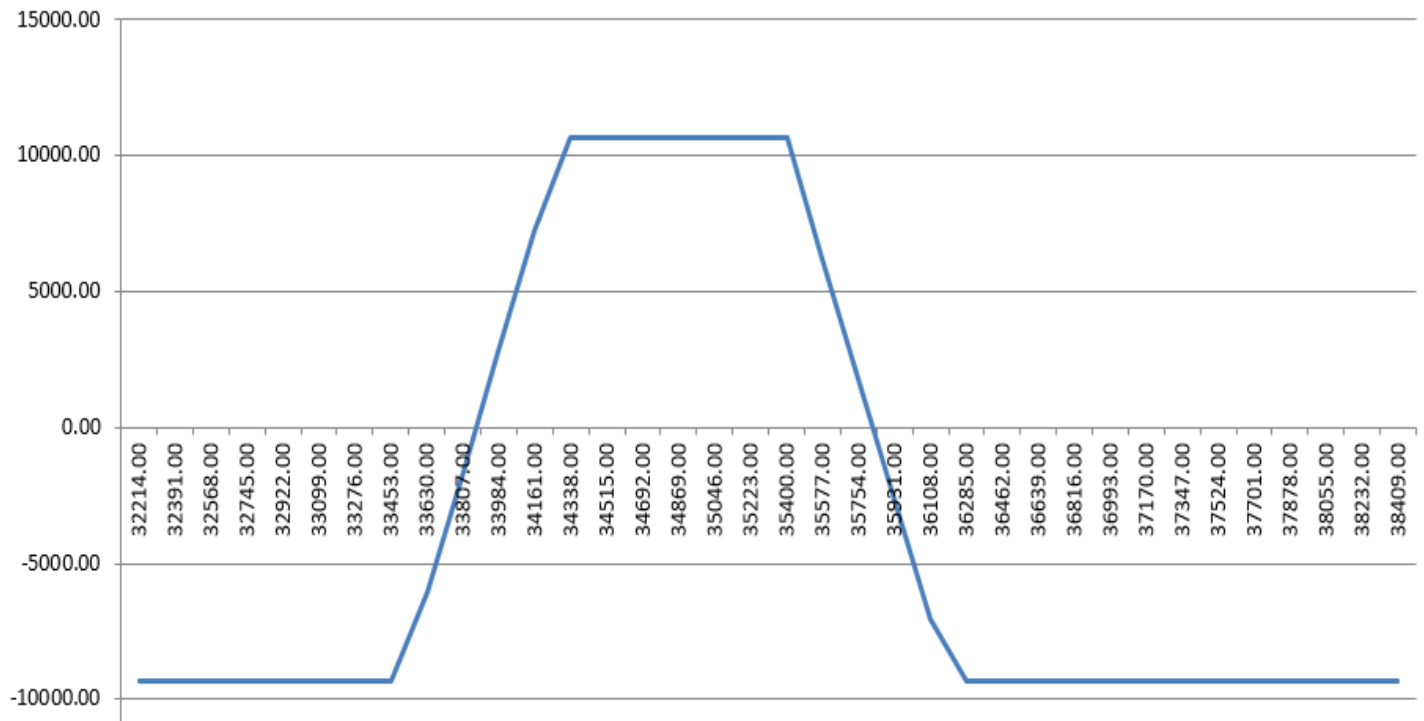
BANKNIFTY OPTION STRATEGY

Banknifty closed 2.90% lower this week @ 34803. We have seen call addition in 35000, 36000, 36500 call options as call writers are active in these strike prices and we have seen major put addition in 34000, 33500, 33000 put options as put writers are writing put options. Highest Put option volume is visible in 46000 PE which will act as a good support and highest volume on call side is visible in 36000 CE. Highest OI concentration is visible in 34000 PE which will act as a support and 37000 CE which will act as a resistance. Banknifty max pain is at 35100.

OPTION STRATEGY: -

STRATEGY : SELL 35400 CE @ 420, BUY 36200 CE @ 195 AND SELL 34300 PE @ 427, BUY 33500 PE @ 225 (4MARCH21 EXPIRY)
 MAX PROFIT : Rs.10800
 MAX LOSS : Rs.9200
 LOT SIZE : 25 Shares
 BREAK EVEN POINT : 33868 - 35832
 MARGIN REQUIRED : Rs.80000 APPROX

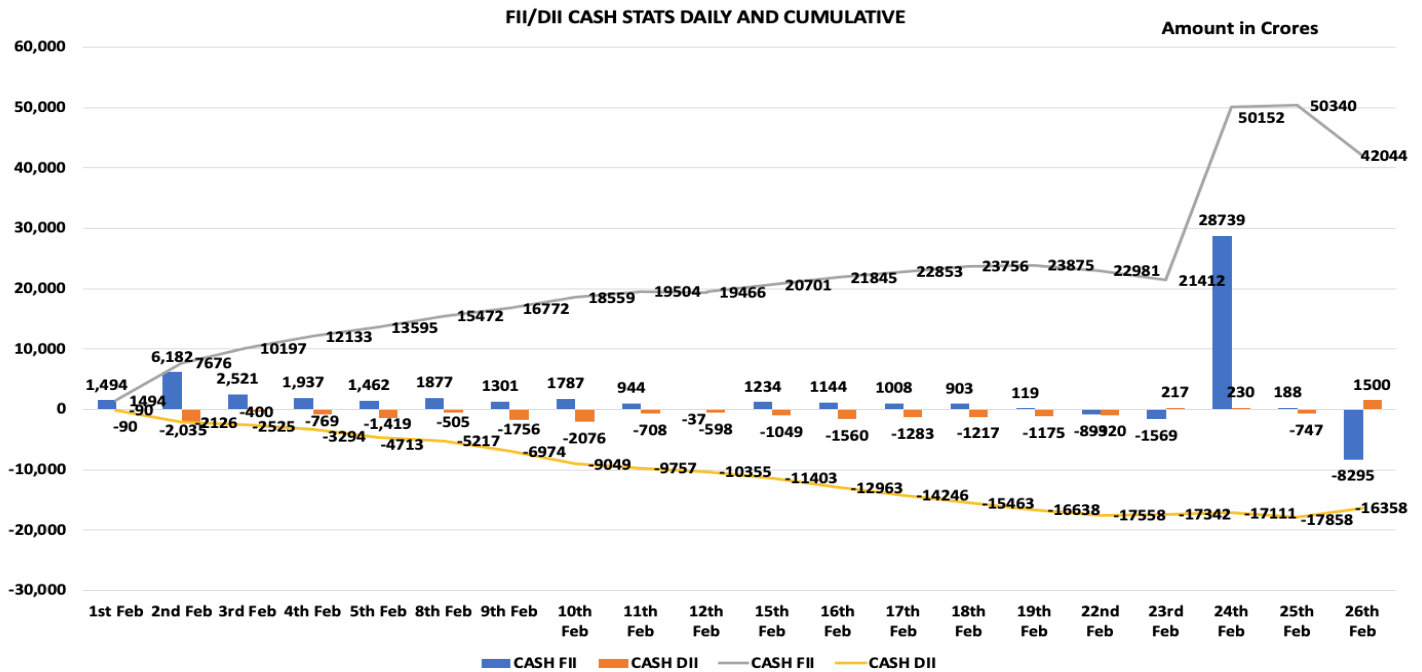
OPTION PAYOFF: -



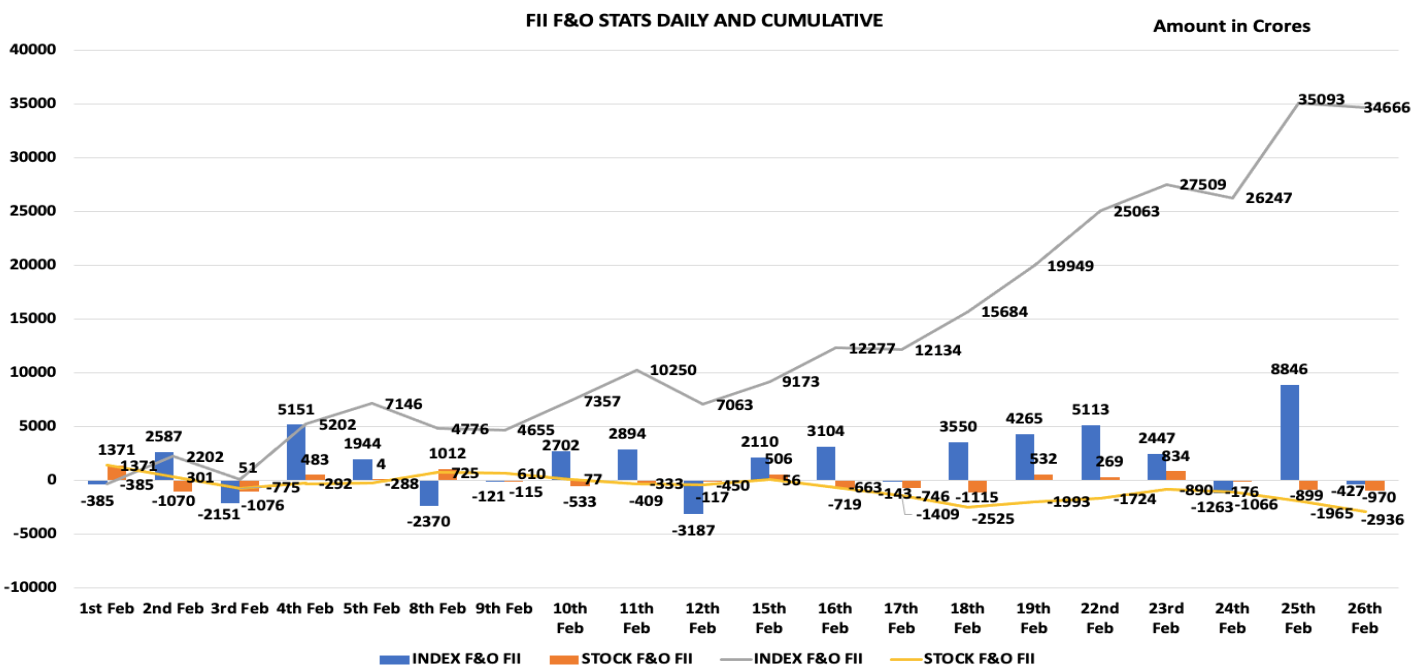


FII DII DATA

FII DII CASH DATA



FII F&O DATA





MOMENTUM PICK PERFORMANCE

DATE	ACTION	STOCK	EP	SL	TGT	CMP	STATUS	%GAIN
12-Oct	BUY	JK CEMENT	1645	1560	1800	2688	TARGET ACHIEVED	6%
12-Oct	BUY	RAMCO CEM	771	719	880	968	TARGET ACHIEVED	7%
14-Oct	BUY	MUTHOOTFIN	1156	1105	1300	1300	PROFIT BOOKED @ 1205	4%
15-Oct	BUY	BERGER PAINTS	613	585	670	680	TARGET ACHIEVED	7%
19-Oct	BUY	OFSS	3225	3030	3600-3800	3044	FAIL	(6%)
19-Oct	BUY	KANSAINER	502	466	580	559	TARGET ACHIEVED	12%
20-Oct	BUY	GODREJCP	691	669	742	686	FAIL	(3%)
22-Oct	BUY	VOLTAS	713	675	790	1018	TARGET ACHIEVED	8%
26-Oct	BUY	ASHOKLEY	81.8	74	98	129	TARGET ACHIEVED	13%
26-Oct	BUY	CEATLTD	1122	1033	1300	1594	TARGET ACHIEVED	5%
28-Oct	BUY	HDFCLIFE	591	572	630	701	TARGET ACHIEVED	5%
02-Nov	BUY	KPRMILL	739	683	850	926	TARGET ACHIEVED	8%
02-Nov	BUY	TATACONSUM	493	465	560	609	TARGET ACHIEVED	14%
02-Nov	BUY	COLPAL	1516	1434	1700	1581	PROFIT BOOKED @ 1598	5%
09 Nov	BUY	ESCORTS	1285	1200	1460	1311	TARGET ACHIEVED	6%
09 Nov	BUY	CROMPTON	309	289	350	385	FAIL	(7%)
12 Nov	BUY	JUBILANT	700	674	770	770	TARGET ACHIEVED	8%
17 Nov	BUY	AUROPHARMA	852	790	989	855	PROFIT BOOKED @910	7%
17 Nov	BUY	HINDALCO	209	194	240	340	TARGET ACHIEVED	10%
23 Nov	BUY	CCL	260	242	300	229	PROFIT BOOKED @268	3%
23 Nov	BUY	ENDURANCE	1084	1020	1260	1442	TARGET ACHIEVED	13%
23 Nov	BUY	POLYCAB	958	890	1100	1337	TARGET ACHIEVED	7%
03 Dec	BUY	CESC	620	585	690	606	FAIL	(6%)
07 Dec	BUY	BHARATFORG	552	512	630	610	FAIL	(7%)
07 Dec	BUY	MARICO	395	367	450	398	PROFIT BOOKED @ 422	7%
09 Dec	BUY	OFSS	3118	2960	3405	3044	TARGET ACHIEVED	8%
14 Dec	BUY	GLENMARK	527	490	615	466	FAIL	(7%)
14 Dec	BUY	ECLERX	809	757	936	929	FAIL	(7%)
21-Dec	BUY	MPHASIS	1373	1280	1580	1647	TARGET ACHIEVED	12%



DATE	ACTION	STOCK	EP	SL	TGT	CMP	STATUS	%GAIN
21-Dec	BUY	RELAXO	787	740	886	855	TARGET ACHIEVED	9%
28-Dec	BUY	SBILIFE	874	820	985	867	PROFIT BOOKED @ 953	9%
28-Dec	BUY	LALPATHLAB	2272	2120	2630	2301	PROFIT BOOKED @ 2440	7%
04-Jan	BUY	BAJAJ-AUTO	3481	3320	3834	3799	TARGET ACHIEVED	7%
04-Jan	BUY	METROPOLIS	2015	1880	2320	1959	TARGET ACHIEVED	12%
11-Jan	BUY	CRISIL	1956	1835	2210	1947	OPEN	-
11-Jan	BUY	PHND	2340	2200	2680	2177	FAIL	(6%)
18-Jan	BUY	CESC	692	640	790	606	FAIL	(8%)
18-Jan	BUY	PEL	1625	1522	1835	1829	FAIL	(7%)
25-Jan	BUY	GODREJCP	790	745	880	686	FAIL	(6%)
25-Jan	BUY	FORTIS	165	152	198	158	OPEN	-
28-Jan	BUY	AJANTA PHARMA	1755	1680	1980	1748	OPEN	-
15-Feb	BUY	CDSL	538	496	630	624	TARGET ACHIEVED	17%
15-Feb	BUY	MGL	1141	1045	1350	1158	OPEN	-
22-Feb	BUY	HINDPETRO	244-233	224	289	242	OPEN	-
22-Feb	BUY	PETRONET	252	233	302	255	OPEN	-

OPTION STRATEGY PERFORMANCE

DATE	ACTION	STOCK	EP	SL	TGT	EXIT	STATUS	Gain/Loss
17-Nov	BUY	BANKNIFTY SPREAD	849	1289	0	766	CLOSED	2079
23-Nov	BUY	BANKNIFTY SPREAD	587	800	0	310	CLOSED	6925
23-Nov	BUY	NIFTY SPREAD	139	200	0	86	CLOSED	3975
1-Dec	BUY	BANKNIFTY SPREAD	578	761	0	258	CLOSED	8000
1-Dec	BUY	NIFTY SPREAD	139	200	0	145	CLOSED	-450
7-Dec	BUY	BANKNIFTY SPREAD	499	700	0	309	CLOSED	4750
14-Dec	BUY	BANKNIFTY SPREAD	552	750	0	281	CLOSED	6775
21-Dec	BUY	BANKNIFTY SPREAD	476	600	0	366	CLOSED	2750
28-Dec	BUY	BANKNIFTY SPREAD	477	600	0	600	CLOSED	-3075
4-Jan	BUY	BANKNIFTY SPREAD	530	680	0	680	CLOSED	-3750
11-Jan	BUY	BANKNIFTY SPREAD	488	600	0	390	CLOSED	2450
18-Jan	BUY	BANKNIFTY SPREAD	568	750	0	299	CLOSED	6725
25-Jan	BUY	BANKNIFTY SPREAD	534	700	0	700	CLOSED	-4150
8-Feb	BUY	BANKNIFTY SPREAD	430	600	0	105	CLOSED	8125
15-Feb	BUY	BANKNIFTY SPREAD	613	750	0	497	CLOSED	2900
22-Feb	BUY	BANKNIFTY SPREAD	617	750	0	658	CLOSED	-1025

**Technical Research Desk****Tel: +91 22 61596406/11****Institutional Sales Desk****Tel: +91 22 61596403/04/05****Disclaimer Appendix****Analysts holding in the Stock : Nil****Analysts Certification:**

We analysts and the authors of this report, hereby certify that all of the views expressed in this research report accurately reflect our personal views about any and all of the subject issuer s or securities. We also certify that no part of our compensation was, is, or will be directly or indirectly related to the specific recommendation s or view s in this report. Analysts aren't registered as research analysts by FINRA and might not be an associated person of the BP Equities Pvt. Ltd. Institutional Equities.

General Disclaimer

This report has been prepared by the research department of BP EQUITIES Pvt. Ltd, is for information purposes only. This report is not construed as an offer to sell or the solicitation of an offer to buy or sell any security in any jurisdiction where such an offer or solicitation would be illegal.

BP EQUITIES Pvt. Ltd have exercised due diligence in checking the correctness and authenticity of the information contained herein, so far as it relates to current and historical information, but do not guarantee its accuracy or completeness. The opinions expressed are our current opinions as of the date appearing in the material and may be subject to change from time to time. Prospective investors are cautioned that any forward looking statement are not predictions and are subject to change without prior notice.

Recipients of this material should rely on their own investigations and take their own professional advice. BP EQUITIES Pvt. Ltd or any of its affiliates or employees shall not be in any way responsible for any loss or damage that may arise to any person from any inadvertent error in the information contained in this report. BP EQUITIES Pvt. Ltd. or any of its affiliates or employees do not provide, at any time, any express or implied warranty of any kind, regarding any matter pertaining to this report, including without limitation the implied warranties of merchantability, fitness for a particular purpose, and non-infringement. The recipients of this report should rely on their own investigations.

BP EQUITIES Pvt. Ltd and/or its affiliates and/or employees may have interests/ positions, financial or otherwise in the securities mentioned in this report. Opinions expressed are our current opinions as of the date appearing on this material only. While we endeavor to update on a reasonable basis the information discussed in this material, there may be regulatory, compliance, or other reasons that prevent us from doing so.

This report is not directed to or intended for display, downloading, printing, reproducing or for distribution to or use by any person in any locality, state and country or other jurisdiction where such distribution, publication or use would be contrary to the law or regulation or would subject to BP EQUITIES Pvt. Ltd or any of its affiliates to any registration or licensing requirement within such jurisdiction.

Corporate Office:**4th floor, Rustom Bldg,****29, Veer Nariman Road, Fort, Mumbai-400001****Phone- +91 22 6159 6464 Fax-+91 22 6159 6160****Website- www.bpwealth.com****Registered Office:****24/26, 1st Floor, Cama Building,****Dalal street, Fort,****Mumbai-400001****BP Equities Pvt. Ltd.****CIN No: U67120MH1997PTC107392**