





NIFTY SPOT : IMMEDIATE RESISTANCE AT 14890

NIFTY[N59901] 14837.70, 14984.15, 14459.50, 14834.85, 12962680000, -0.22%
 Price Avg (E, 13)



Source: IRIS, BP Equities Research

Technical View

Index opened the week with a negative note and saw later thereafter but closed the week on a negative note. Index is placed around 13 EMA, in the past also this moving average has acted as good support on intermediate corrections, a break below this level will call for further weakness in price. Index is failing to surpass its immediate supply zone of 14900-15000, a failure to surpass this zone will make the index resume its down move. RSI is placed around its immediate support level, a break below it will call for further weakness in price. Volume remained below average, participation from volume is required for any sustainable recovery. **Going ahead index has immediate resistance at 14890, till it maintains below this level it is expected to continue its decline towards 14640-14470.**

Key Data

% Change (D)	(0.26)
% Change (W)	(0.22)
21 SMA (D)	14779
21 SMA (W)	14259
100 SMA (D)	14249
100 SMA (W)	11805
MACD (D)	(10.03)
MACD (W)	713.37
RSI (D)	51.62
RSI (W)	63.11

NIFTY : 14835

SUP :14640-14470-14260

RES : 14890-15020-15160

HANSRAJ MODI,CMT,HEAD TECHNICAL & DERIVATIVE
 hansrajmodi@bpwealth.com

ROHAN SHAH, TECHNICAL ANALYST
 rohanshah@bpwealth.com

AAKASH CHAUHAN, DERIVATIVE ANALYST
 aakash@bpwealth.com

RICHES VANARA, RESEARCH ASSOCIATE
 riches@bpwealth.com



BANKNIFTY : IMMEDIATE RESISTANCE AT 33660

BANKNIFTY[N59906] 33649.15, 33697.75, 32141.55, 32448.05, 12962680000, -4.16%
 Price Avg (E, 13)



Source: IRIS, BP Equities Research

Technical View

Index opened the week with a negative note and remained under pressure throughout the week. Index has closed below its immediate support of 13 EMA and also closed below up sloping trend line which is a bearish signal, a sustenance below this level will further accelerate the decline in short term. RSI after a pause of last week has resumed its decline which is bearish signal for short term trend. **Going ahead index has immediate resistance at 33660, till it maintains below this level it is expected to continue its decline towards 32160-31760.**

Key Data

% Change (D)	(1.02)
% Change (W)	(4.16)
21 SMA (D)	33875
21 SMA (W)	32611
100 SMA (D)	32639
100 EMA (W)	27658
MACD (D)	(587.29)
MACD (W)	2037.71
RSI (D)	39.03
RSI (W)	54.95

BANKNIFTY : 32448

SUP : 32160-31760-31000

RES : 33170-33660-33900



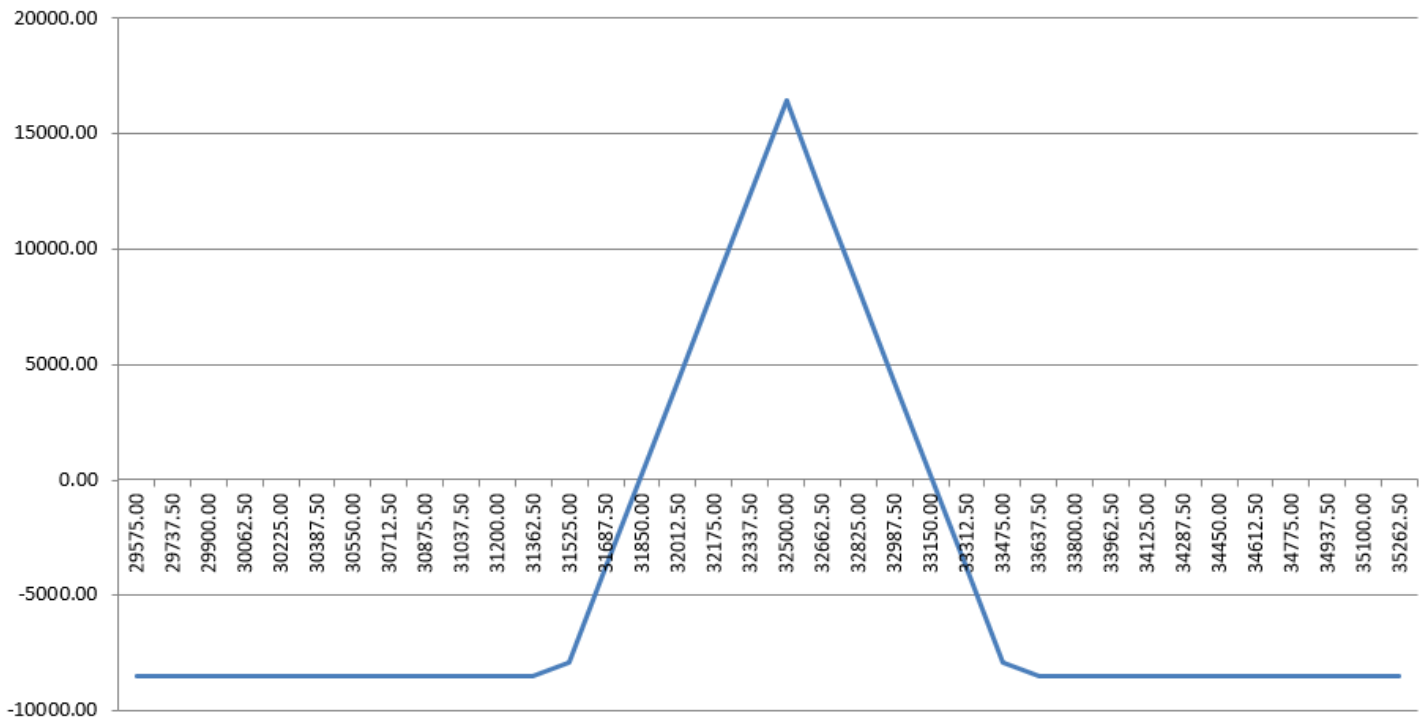
BANKNIFTY OPTION STRATEGY

Banknifty closed 4.16% lower this week @ 32448. We have seen call addition in 32500, 33000, 34000 call options as call writers are active in these strike prices and we have seen major put addition in 32500, 31000, 31500 put options as put writers are writing put options. Highest Put option volume is visible in 32500 PE which will act as a good support and highest volume on call side is visible in 33000 CE. Highest OI concentration is visible in 32500 PE which will act as a support and 33000 CE which will act as a resistance. Banknifty max pain is at 32800.

OPTION STRATEGY: -

STRATEGY : SELL 32500 CE @ 463, BUY 33500 CE @ 115 AND SELL 32500 PE @ 468, BUY 31500 PE @ 157 (15APRIL21 EXPIRY)
 MAX PROFIT : Rs.16450
 MAX LOSS : Rs.8525
 LOT SIZE : 25 Shares
 BREAK EVEN POINT : 31841 - 33159
 MARGIN REQUIRED : Rs.80000 APPROX

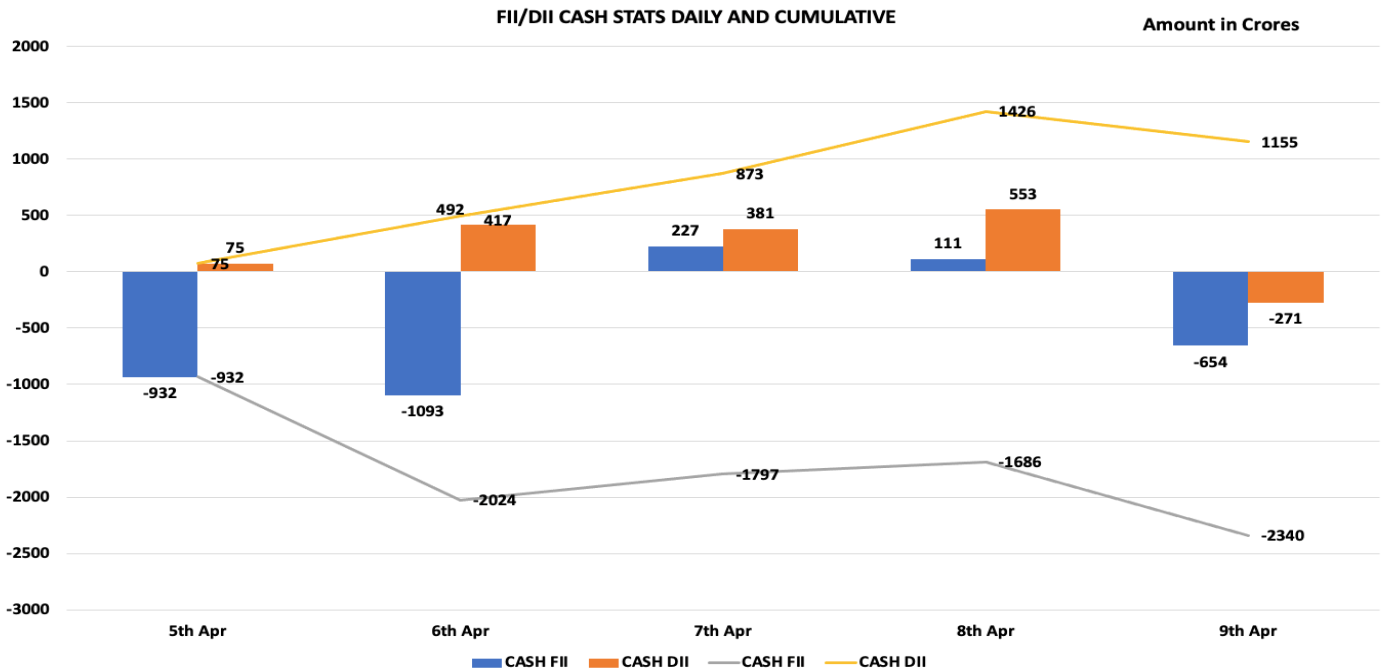
OPTION PAYOFF: -





FII DII DATA

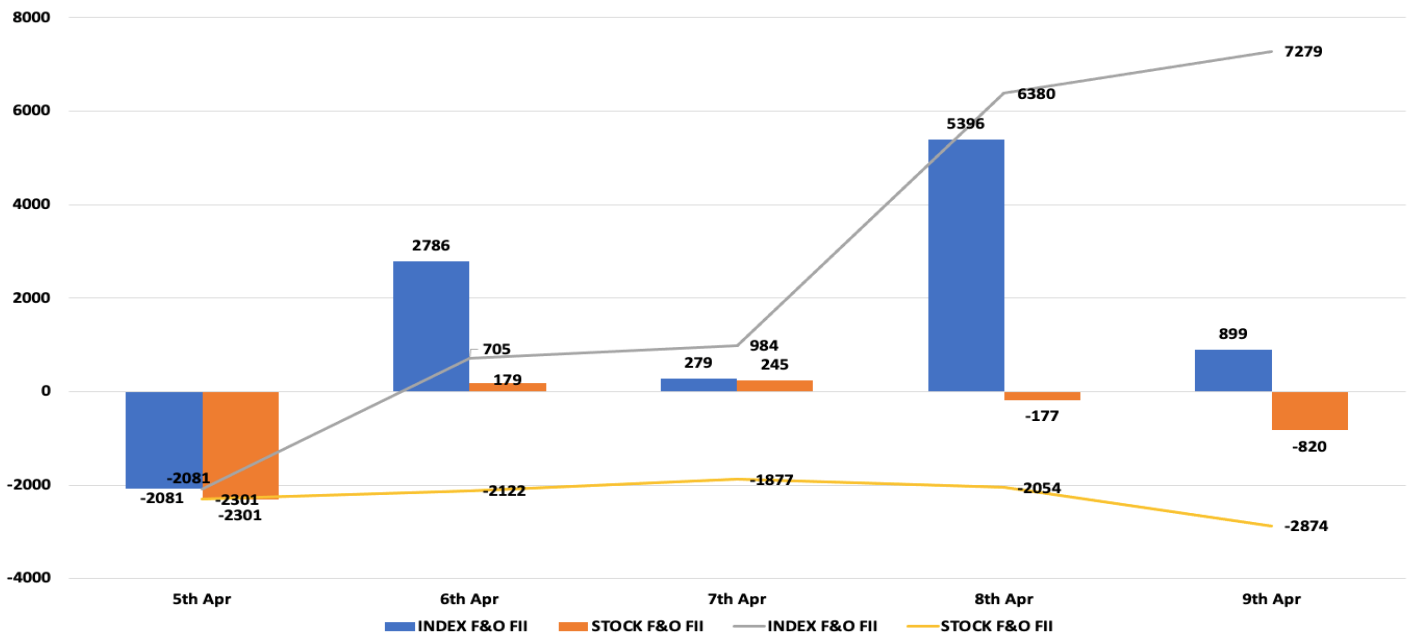
FII DII CASH DATA



FII F&O DATA

FII F&O STATS DAILY AND CUMULATIVE

Amount in Crores





MOMENTUM PICK PERFORMANCE

DATE	ACTION	STOCK	EP	SL	TGT	CMP	STATUS	%GAIN
19-Oct	BUY	KANSAINER	502	466	580	596	TARGET ACHIEVED	12%
20-Oct	BUY	GODREJCP	691	669	742	739	FAIL	(3%)
22-Oct	BUY	VOLTAS	713	675	790	1006	TARGET ACHIEVED	8%
26-Oct	BUY	ASHOKLEY	81.8	74	98	121	TARGET ACHIEVED	13%
26-Oct	BUY	CEATLTD	1122	1033	1300	1550	TARGET ACHIEVED	5%
28-Oct	BUY	HDFCLIFE	591	572	630	695	TARGET ACHIEVED	5%
02-Nov	BUY	KPRMILL	739	683	850	1098	TARGET ACHIEVED	8%
02-Nov	BUY	TATACONSUM	493	465	560	680	TARGET ACHIEVED	14%
02-Nov	BUY	COLPAL	1516	1434	1700	1601	PROFIT BOOKED @ 1598	5%
09 Nov	BUY	ESCORTS	1285	1200	1460	1268	TARGET ACHIEVED	6%
09 Nov	BUY	CROMPTON	309	289	350	392	FAIL	(7%)
12 Nov	BUY	JUBILANT	700	674	770	736	TARGET ACHIEVED	8%
17 Nov	BUY	AUROPHARMA	852	790	989	944	PROFIT BOOKED @910	7%
17 Nov	BUY	HINDALCO	209	194	240	361	TARGET ACHIEVED	10%
23 Nov	BUY	CCL	260	242	300	244	PROFIT BOOKED @268	3%
23 Nov	BUY	ENDURANCE	1084	1020	1260	1374	TARGET ACHIEVED	13%
23 Nov	BUY	POLYCAB	958	890	1100	1399	TARGET ACHIEVED	7%
03 Dec	BUY	CESC	620	585	690	614	FAIL	(6%)
07 Dec	BUY	BHARATFORG	552	512	630	610	FAIL	(7%)
07 Dec	BUY	MARICO	395	367	450	421	PROFIT BOOKED @ 422	7%
09 Dec	BUY	OFSS	3118	2960	3405	3512	TARGET ACHIEVED	8%
14 Dec	BUY	GLENMARK	527	490	615	530	FAIL	(7%)
14 Dec	BUY	ECLERX	809	757	936	1221	FAIL	(7%)
21-Dec	BUY	MPHASIS	1373	1280	1580	1802	TARGET ACHIEVED	12%
21-Dec	BUY	RELAXO	787	740	886	945	TARGET ACHIEVED	9%
28-Dec	BUY	SBILIFE	874	820	985	910	PROFIT BOOKED @ 953	9%
28-Dec	BUY	LALPATHLAB	2272	2120	2630	2371	PROFIT BOOKED @ 2440	7%
04-Jan	BUY	BAJAJ-AUTO	3481	3320	3834	3651	TARGET ACHIEVED	7%
04-Jan	BUY	METROPOLIS	2015	1880	2320	2483	TARGET ACHIEVED	12%
11-Jan	BUY	CRISIL	1956	1835	2210	1843	FAIL	(6%)
11-Jan	BUY	PIIND	2340	2200	2680	2559	FAIL	(6%)
18-Jan	BUY	CESC	692	640	790	614	FAIL	(8%)
18-Jan	BUY	PEL	1625	1522	1835	1809	FAIL	(7%)
25-Jan	BUY	GODREJCP	790	745	880	739	FAIL	(6%)



DATE	ACTION	STOCK	EP	SL	TGT	CMP	STATUS	%GAIN
25-Jan	BUY	FORTIS	165	152	198	208	TARGET ACHIEVED	20%
28-Jan	BUY	AJANTA PHARMA	1755	1680	1980	1729	EXIT	(0.85%)
15-Feb	BUY	CDSL	538	496	630	751	TARGET ACHIEVED	17%
15-Feb	BUY	MGL	1141	1045	1350	1136	PARTIAL BOOKED @ 1251	10%
22-Feb	BUY	HINDPETRO	244-233	224	289	234	OPEN	-
22-Feb	BUY	PETRONET	252	233	302	228	FAIL	(8%)
08-March	BUY	CUB	173.4	160	210	166	FAIL	(8%)
08-March	BUY	SBILIFE	904	940	1040	910	PARTIAL BOOKED @ 983	9%
15-March	BUY	AJANTPHARM	1833	1720	2150	1729	FAIL	(6%)
15-March	BUY	COFORGE	2722	2516	3225	3167	PARTIAL BOOKED @ 2940	8%
22-March	BUY	AARTIDRUGS	750-720	675	905	734	OPEN	-
22-March	BUY	ITC	223-215	205	270	213	OPEN	-
30-March	BUY	ECLERX	1029	960	1230	1221	TARGET ACHIEVED	18%
30-March	BUY	LALPATHLAB	2571-2500	2380	3000	3137	TARGET ACHIEVED	16%
05-April	BUY	FLUOROCHEM	611-590	559	720	702	PARTIAL BOOKED @ 709	16%
05-April	BUY	RELAXO	904	838	1060	945	OPEN	-

OPTION STRATEGY PERFORMANCE

DATE	ACTION	STOCK	EP	SL	TGT	EXIT	STATUS	Gain/Loss
23-Nov	BUY	NIFTY SPREAD	139	200	0	86	CLOSED	3975
1-Dec	BUY	BANKNIFTY SPREAD	578	761	0	258	CLOSED	8000
1-Dec	BUY	NIFTY SPREAD	139	200	0	145	CLOSED	-450
7-Dec	BUY	BANKNIFTY SPREAD	499	700	0	309	CLOSED	4750
14-Dec	BUY	BANKNIFTY SPREAD	552	750	0	281	CLOSED	6775
21-Dec	BUY	BANKNIFTY SPREAD	476	600	0	366	CLOSED	2750
28-Dec	BUY	BANKNIFTY SPREAD	477	600	0	600	CLOSED	-3075
4-Jan	BUY	BANKNIFTY SPREAD	530	680	0	680	CLOSED	-3750
11-Jan	BUY	BANKNIFTY SPREAD	488	600	0	390	CLOSED	2450
18-Jan	BUY	BANKNIFTY SPREAD	568	750	0	299	CLOSED	6725
25-Jan	BUY	BANKNIFTY SPREAD	534	700	0	700	CLOSED	-4150
8-Feb	BUY	BANKNIFTY SPREAD	430	600	0	105	CLOSED	8125
15-Feb	BUY	BANKNIFTY SPREAD	613	750	0	497	CLOSED	2900
22-Feb	BUY	BANKNIFTY SPREAD	617	750	0	658	CLOSED	-1025
1-March	BUY	BANKNIFTY SPREAD	427	600	0	286	CLOSED	3525
8-March	BUY	BANKNIFTY SPREAD	486	650	0	310	CLOSED	4400
15-March	BUY	BANKNIFTY SPREAD	495	650	0	387	CLOSED	2700
22-March	BUY	BANKNIFTY SPREAD	525	700	0	375	CLOSED	3750
29-March	BUY	BANKNIFTY SPREAD	660	800	0	500	CLOSED	4000
05-April	BUY	BANKNIFTY SPREAD	682	800	0	800	CLOSED	-2950

**Technical Research Desk****Tel: +91 22 61596406/11****Institutional Sales Desk****Tel: +91 22 61596403/04/05****Disclaimer Appendix****Analysts holding in the Stock : Nil****Analysts Certification:**

We analysts and the authors of this report, hereby certify that all of the views expressed in this research report accurately reflect our personal views about any and all of the subject issuers or securities. We also certify that no part of our compensation was, is, or will be directly or indirectly related to the specific recommendations or views in this report. Analysts aren't registered as research analysts by FINRA and might not be an associated person of the BP Equities Pvt. Ltd. Institutional Equities.

General Disclaimer

This report has been prepared by the research department of BP EQUITIES Pvt. Ltd, is for information purposes only. This report is not construed as an offer to sell or the solicitation of an offer to buy or sell any security in any jurisdiction where such an offer or solicitation would be illegal.

BP EQUITIES Pvt. Ltd have exercised due diligence in checking the correctness and authenticity of the information contained herein, so far as it relates to current and historical information, but do not guarantee its accuracy or completeness. The opinions expressed are our current opinions as of the date appearing in the material and may be subject to change from time to time. Prospective investors are cautioned that any forward looking statement are not predictions and are subject to change without prior notice.

Recipients of this material should rely on their own investigations and take their own professional advice. BP EQUITIES Pvt. Ltd or any of its affiliates or employees shall not be in any way responsible for any loss or damage that may arise to any person from any inadvertent error in the information contained in this report. BP EQUITIES Pvt. Ltd. or any of its affiliates or employees do not provide, at any time, any express or implied warranty of any kind, regarding any matter pertaining to this report, including without limitation the implied warranties of merchantability, fitness for a particular purpose, and non-infringement. The recipients of this report should rely on their own investigations.

BP EQUITIES Pvt. Ltd and/or its affiliates and/or employees may have interests/ positions, financial or otherwise in the securities mentioned in this report. Opinions expressed are our current opinions as of the date appearing on this material only. While we endeavor to update on a reasonable basis the information discussed in this material, there may be regulatory, compliance, or other reasons that prevent us from doing so.

This report is not directed to or intended for display, downloading, printing, reproducing or for distribution to or use by any person in any locality, state and country or other jurisdiction where such distribution, publication or use would be contrary to the law or regulation or would subject to BP EQUITIES Pvt. Ltd or any of its affiliates to any registration or licensing requirement within such jurisdiction.

Corporate Office:**4th floor, Rustom Bldg,****29, Veer Nariman Road, Fort, Mumbai-400001****Phone- +91 22 6159 6464 Fax-+91 22 6159 6160****Website- www.bpwealth.com****Registered Office:****24/26, 1st Floor, Cama Building,****Dalal street, Fort,****Mumbai-400001****BP Equities Pvt. Ltd.****CIN No: U67120MH1997PTC107392**