





NIFTY SPOT : IMMEDIATE SUPPORT AT 14410

NIFTY[N59901] 14449.45, 15044.35, 14421.30, 14631.10, **13618150000**, 2.02%
 Price Avg (E, 21)



Source: IRIS, BP Equities Research

Technical View

Index started the week with a positive note and saw sharp recovery. Index violated its streak of making lower highs and lower lows which is a relief in the strong down trend we have for past three weeks. Index has reversed after taking support at the lower trend line of the down sloping channel; also the recent trough coincides with 21 EMA which suggests the recent trough to act as strong support and short term trend to remain sideways bullish. RSI is placed around down sloping trend line, a breakout above this will provide strength to price. **Going ahead index has immediate support at 14410, till it maintains above this it is expected to continue its up move towards 14790-15020 while support past 14410 comes at 14210-13960.**

Key Data

% Change (D)	(1.77)
% Change (W)	2.02
21 SMA (D)	14629
21 SMA (W)	14473
100 SMA (D)	14459
100 SMA (W)	11889
MACD (D)	(17.86)
MACD (W)	556.56
RSI (D)	49.63
RSI (W)	58.84

NIFTY : 14631

SUP :14500-14410-14210

RES : 14790-14940-15020

HANSRAJ MODI,CMT,HEAD TECHNICAL & DERIVATIVE
 hansrajmodi@bpwealth.com

AAKASH CHAUHAN, DERIVATIVE ANALYST
 aakash@bpwealth.com

ROHAN SHAH, TECHNICAL ANALYST
 rohanshah@bpwealth.com

RICHES VANARA, RESEARCH ASSOCIATE
 riches@bpwealth.com



BANKNIFTY : IMMEDIATE SUPPORT AT 31860

BANKNIFTY[N59906] 32316.65, 34287.00, 32144.80, 32781.80, **13618150000**, **3.34%**
 Price Avg (E, 21)



Source: IRIS, BP Equities Research

Technical View

Index opened the week with a positive note and saw sharp recovery. Index violated its streak of making lower highs and lower lows on weekly basis after long time which is a relief in the on-going strong down move. Index is placed around 21 EMA, for it to continue its down move it needs to sustain below this level. RSI is placed around its support zone of 50, for it to continue its down move it needs to sustain below this zone. Going ahead index has immediate support at 31860, till it maintains above this level it is expected to continue its relief towards 33660-33970 while support past 31860 comes at 31300-30000.

Key Data

% Change (D)	(2.77)
% Change (W)	3.34
21 SMA (D)	32483
21 SMA (W)	32972
100 SMA (D)	33011
100 EMA (W)	27703
MACD (D)	(242.58)
MACD (W)	1399.41
RSI (D)	49.19
RSI (W)	55.96

BANKNIFTY : 32782

SUP : 32480-31860-31300

RES : 33180-33660-34440



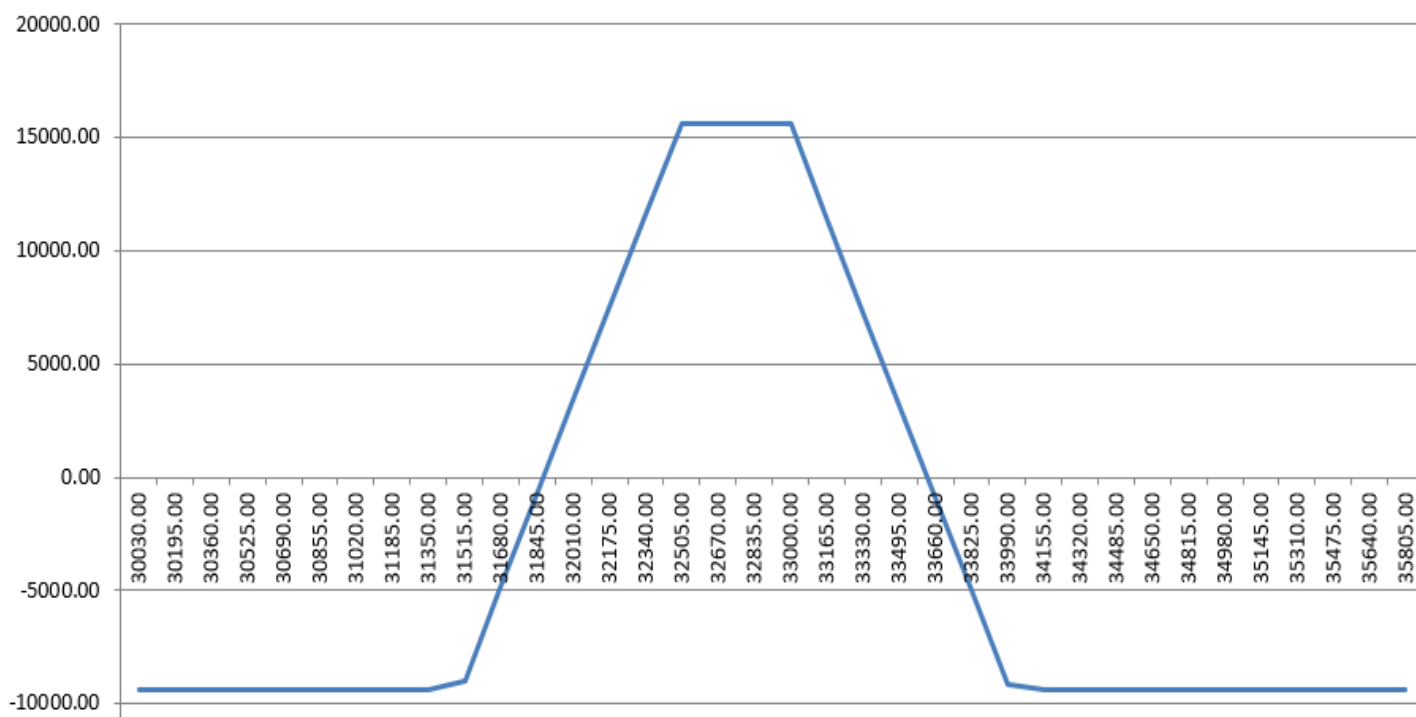
BANKNIFTY OPTION STRATEGY

Banknifty closed 3.34% higher this week @ 32781. We have seen call addition in 34000, 33500, 33000 call options as call writers are active in these strike prices and we have seen major put addition in 32000, 31500, 31000 put options as put writers are writing put options. Highest Put option volume is visible in 32500 PE which will act as a good support and highest volume on call side is visible in 33500 CE. Highest OI concentration is visible in 32000 PE which will act as a support and 34000 CE which will act as a resistance. Banknifty max pain is at 33600.

OPTION STRATEGY: -

STRATEGY : SELL 33000 CE @ 525, BUY 34000 CE @ 175 AND SELL 32500 PE @ 518, BUY 31500 PE @ 237 (06MAY21 EXPIRY)
 MAX PROFIT : Rs.15776
 MAX LOSS : Rs.9224
 LOT SIZE : 25 Shares
 BREAK EVEN POINT : 31869 - 33631
 MARGIN REQUIRED : Rs.80000 APPROX

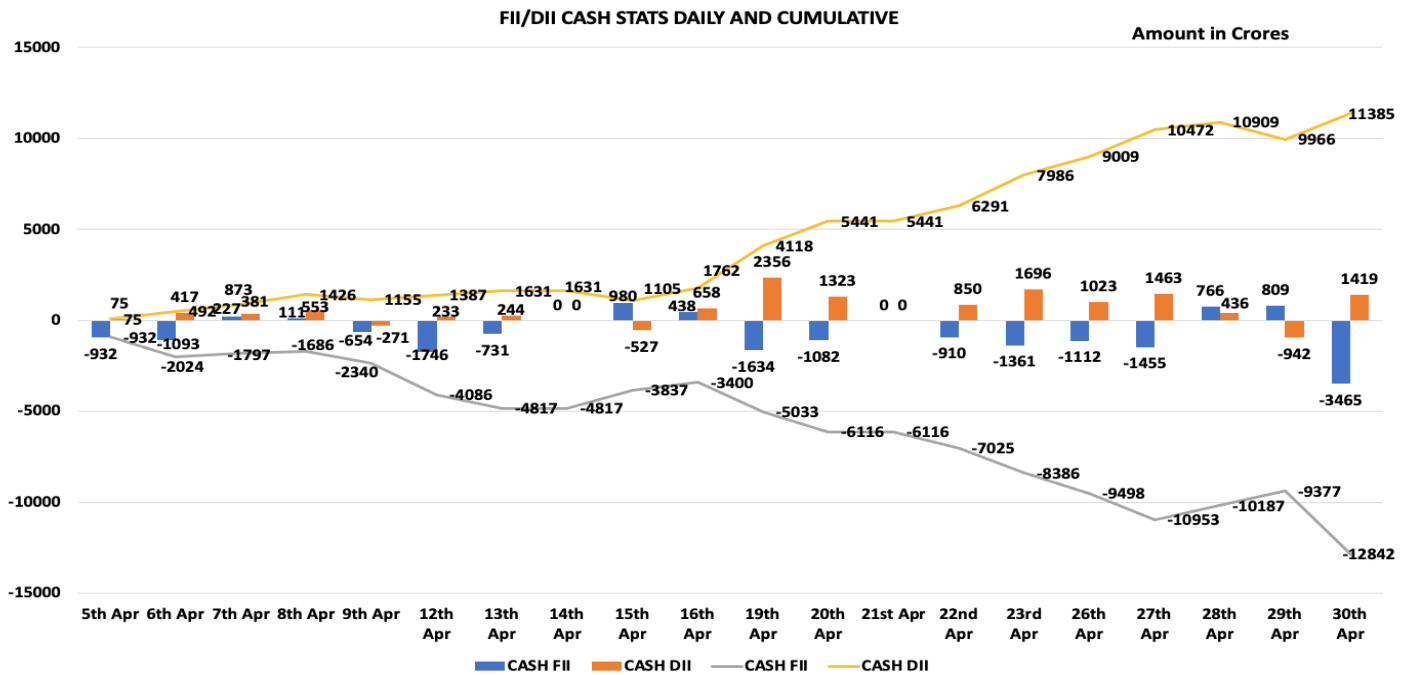
OPTION PAYOFF: -



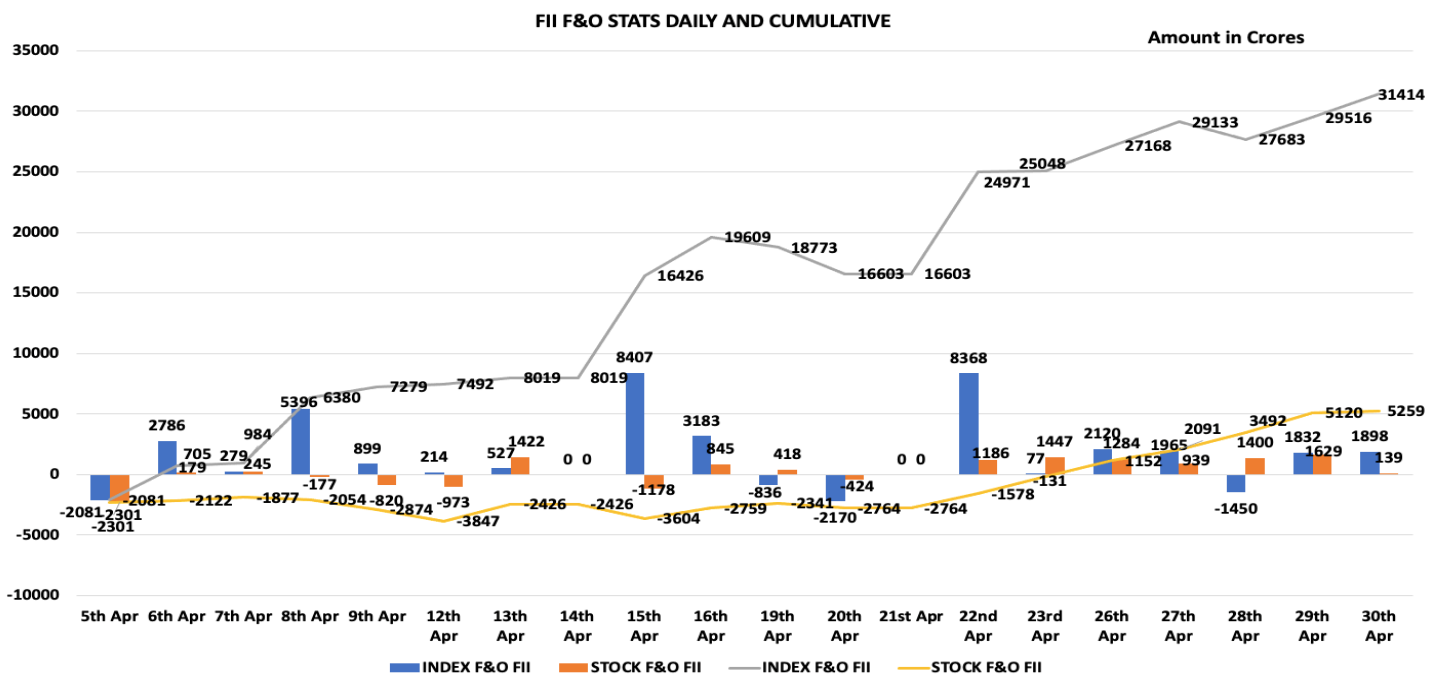


FII DII DATA

FII DII CASH DATA



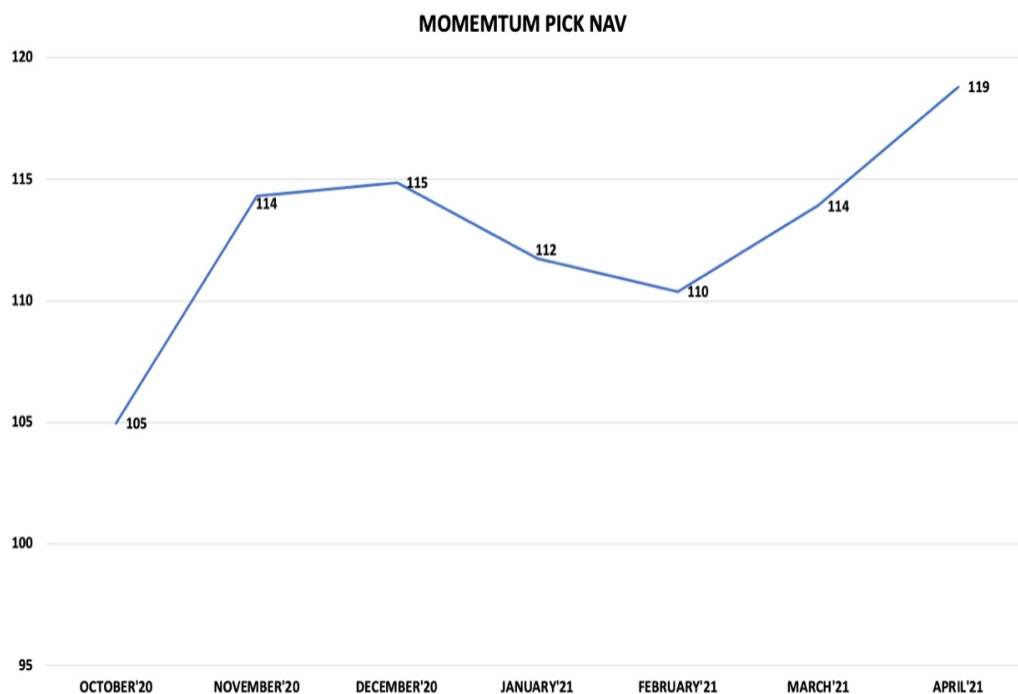
FII F&O DATA





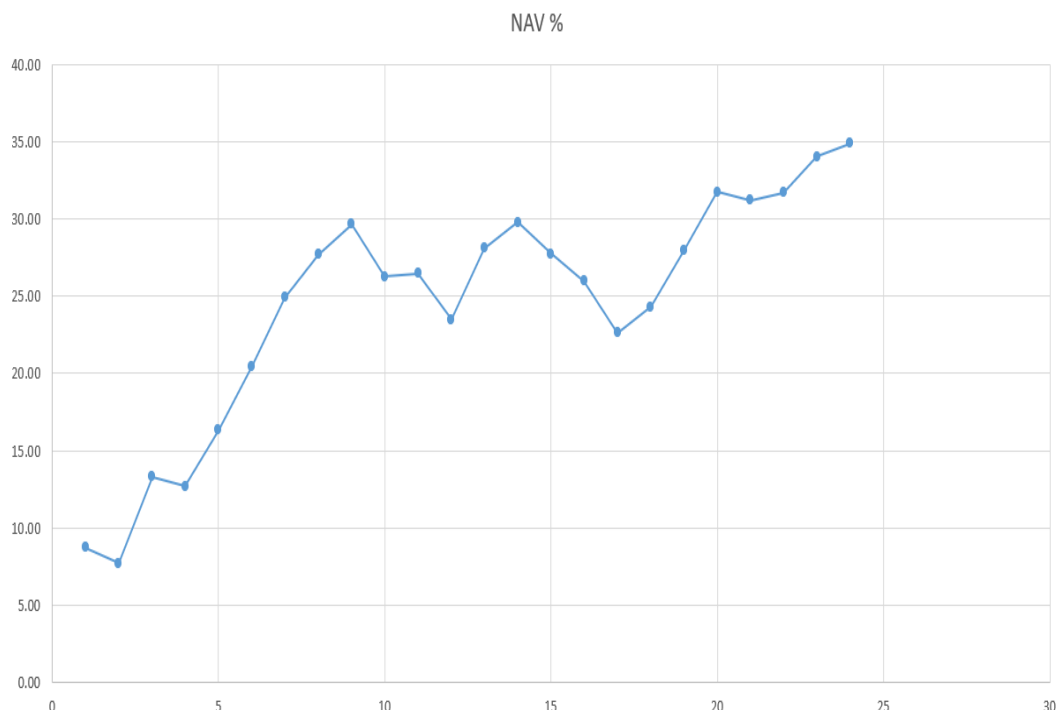
MOMENTUM PICK PERFORMANCE

TOTAL CALLS	54
SUCCESS	29
FAIL	19
OPEN	6
SUCCESS RATIO	60%
% GAIN	18%
AVG GAIN	9%
AVG LOSS	6%



OPTION STRATEGY PERFORMANCE

TOTAL CALLS	24
SUCCESS	16
FAIL	8
OPEN	0
SUCCESS RATIO	67%
% GAIN	36%
MAX GAIN	9737
MAX LOSS	-3388
AVG GAIN	3223
AVG LOSS	-1960





MOMENTUM PICK PERFORMANCE

DATE	ACTION	STOCK	EP	SL	TGT	CMP	STATUS	%GAIN
19-Oct	BUY	KANSAINER	502	466	580	556	TARGET ACHIEVED	12%
20-Oct	BUY	GODREJCP	691	669	742	692	FAIL	(3%)
22-Oct	BUY	VOLTAS	713	675	790	957	TARGET ACHIEVED	8%
26-Oct	BUY	ASHOKLEY	81.8	74	98	113	TARGET ACHIEVED	13%
26-Oct	BUY	CEATLTD	1122	1033	1300	1386	TARGET ACHIEVED	5%
28-Oct	BUY	HDFCLIFE	591	572	630	665	TARGET ACHIEVED	5%
02-Nov	BUY	KPRMILL	739	683	850	1377	TARGET ACHIEVED	8%
02-Nov	BUY	TATACONSUM	493	465	560	670	TARGET ACHIEVED	14%
02-Nov	BUY	COLPAL	1516	1434	1700	1482	PROFIT BOOKED @ 1598	5%
09 Nov	BUY	ESCORTS	1285	1200	1460	1119	TARGET ACHIEVED	6%
09 Nov	BUY	CROMPTON	309	289	350	385	FAIL	(7%)
12 Nov	BUY	JUBILANT	700	674	770	799	TARGET ACHIEVED	8%
17 Nov	BUY	AUROPHARMA	852	790	989	981	PROFIT BOOKED @910	7%
17 Nov	BUY	HINDALCO	209	194	240	364	TARGET ACHIEVED	10%
23 Nov	BUY	CCL	260	242	300	267	PROFIT BOOKED @268	3%
23 Nov	BUY	ENDURANCE	1084	1020	1260	1292	TARGET ACHIEVED	13%
23 Nov	BUY	POLYCAB	958	890	1100	1467	TARGET ACHIEVED	7%
03 Dec	BUY	CESC	620	585	690	608	FAIL	(6%)
07 Dec	BUY	BHARATFORG	552	512	630	610	FAIL	(7%)
07 Dec	BUY	MARICO	395	367	450	411	PROFIT BOOKED @ 422	7%
09 Dec	BUY	OFSS	3118	2960	3405	3479	TARGET ACHIEVED	8%
14 Dec	BUY	GLENMARK	527	490	615	577	FAIL	(7%)
14 Dec	BUY	ECLERX	809	757	936	1246	FAIL	(7%)
21-Dec	BUY	MPHASIS	1373	1280	1580	1765	TARGET ACHIEVED	12%
21-Dec	BUY	RELAXO	787	740	886	875	TARGET ACHIEVED	9%
28-Dec	BUY	SBILIFE	874	820	985	929	PROFIT BOOKED @ 953	9%
28-Dec	BUY	LALPATHLAB	2272	2120	2630	2932	PROFIT BOOKED @ 2440	7%
04-Jan	BUY	BAJAJ-AUTO	3481	3320	3834	3834	TARGET ACHIEVED	7%
04-Jan	BUY	METROPOLIS	2015	1880	2320	2395	TARGET ACHIEVED	12%
11-Jan	BUY	CRISIL	1956	1835	2210	1859	FAIL	(6%)
11-Jan	BUY	PIIND	2340	2200	2680	2512	FAIL	(6%)
18-Jan	BUY	CESC	692	640	790	608	FAIL	(8%)
18-Jan	BUY	PEL	1625	1522	1835	1680	FAIL	(7%)
25-Jan	BUY	GODREJCP	790	745	880	692	FAIL	(6%)



DATE	ACTION	STOCK	EP	SL	TGT	CMP	STATUS	%GAIN
25-Jan	BUY	FORTIS	165	152	198	211	TARGET ACHIEVED	20%
28-Jan	BUY	AJANTA PHARMA	1755	1680	1980	1840	EXIT	(0.85%)
15-Feb	BUY	CDSL	538	496	630	807	TARGET ACHIEVED	17%
15-Feb	BUY	MGL	1141	1045	1350	1125	PARTIAL BOOKED @ 1251	10%
22-Feb	BUY	HINDPETRO	244-233	224	289	234	FAIL	(6%)
22-Feb	BUY	PETRONET	252	233	302	240	FAIL	(8%)
08-March	BUY	CUB	173.4	160	210	167	FAIL	(8%)
08-March	BUY	SBILIFE	904	940	1040	929	PARTIAL BOOKED @ 983	9%
15-March	BUY	AJANTPHARM	1833	1720	2150	1840	FAIL	(6%)
15-March	BUY	COFORGE	2722	2516	3225	2869	TARGET ACHIEVED	18%
22-March	BUY	AARTIDRUGS	750-720	675	905	710	OPEN	-
22-March	BUY	ITC	223-215	205	270	203	FAIL	(6%)
30-March	BUY	ECLERX	1029	960	1230	1246	TARGET ACHIEVED	18%
30-March	BUY	LALPATHLAB	2571-2500	2380	3000	2933	TARGET ACHIEVED	16%
05-April	BUY	FLUOROCHEM	611-590	559	720	799	TARGET ACHIEVED	18%
13-April	BUY	GLENMARK	505-490	463	635	577	PARTIAL BOOKED @ 548	9%
16-April	BUY	STAR	885	813	1070	865	OPEN	-
26-April	BUY	TRENT	770	715	975	777	OPEN	-
27-April	BUY	OFSS	3395	3170	3920	3479	OPEN	-



OPTION STRATEGY PERFORMANCE

DATE	ACTION	STOCK	EP	SL	TGT	EXIT	STATUS	Gain/Loss
23-Nov	BUY	NIFTY SPREAD	139	200	0	86	CLOSED	3975
1-Dec	BUY	BANKNIFTY SPREAD	578	761	0	258	CLOSED	8000
1-Dec	BUY	NIFTY SPREAD	139	200	0	145	CLOSED	-450
7-Dec	BUY	BANKNIFTY SPREAD	499	700	0	309	CLOSED	4750
14-Dec	BUY	BANKNIFTY SPREAD	552	750	0	281	CLOSED	6775
21-Dec	BUY	BANKNIFTY SPREAD	476	600	0	366	CLOSED	2750
28-Dec	BUY	BANKNIFTY SPREAD	477	600	0	600	CLOSED	-3075
4-Jan	BUY	BANKNIFTY SPREAD	530	680	0	680	CLOSED	-3750
11-Jan	BUY	BANKNIFTY SPREAD	488	600	0	390	CLOSED	2450
18-Jan	BUY	BANKNIFTY SPREAD	568	750	0	299	CLOSED	6725
25-Jan	BUY	BANKNIFTY SPREAD	534	700	0	700	CLOSED	-4150
8-Feb	BUY	BANKNIFTY SPREAD	430	600	0	105	CLOSED	8125
15-Feb	BUY	BANKNIFTY SPREAD	613	750	0	497	CLOSED	2900
22-Feb	BUY	BANKNIFTY SPREAD	617	750	0	658	CLOSED	-1025
1-March	BUY	BANKNIFTY SPREAD	427	600	0	286	CLOSED	3525
8-March	BUY	BANKNIFTY SPREAD	486	650	0	310	CLOSED	4400
15-March	BUY	BANKNIFTY SPREAD	495	650	0	387	CLOSED	2700
22-March	BUY	BANKNIFTY SPREAD	525	700	0	375	CLOSED	3750
29-March	BUY	BANKNIFTY SPREAD	660	800	0	500	CLOSED	4000
05-April	BUY	BANKNIFTY SPREAD	682	800	0	800	CLOSED	-2950

**Technical Research Desk****Tel: +91 22 61596406/11****Institutional Sales Desk****Tel: +91 22 61596403/04/05****Disclaimer Appendix****Analysts holding in the Stock : Nil****Analysts Certification:**

We analysts and the authors of this report, hereby certify that all of the views expressed in this research report accurately reflect our personal views about any and all of the subject issuer s or securities. We also certify that no part of our compensation was, is, or will be directly or indirectly related to the specific recommendation s or view s in this report. Analysts aren't registered as research analysts by FINRA and might not be an associated person of the BP Equities Pvt. Ltd. Institutional Equities.

General Disclaimer

This report has been prepared by the research department of BP EQUITIES Pvt. Ltd, is for information purposes only. This report is not construed as an offer to sell or the solicitation of an offer to buy or sell any security in any jurisdiction where such an offer or solicitation would be illegal.

BP EQUITIES Pvt. Ltd have exercised due diligence in checking the correctness and authenticity of the information contained herein, so far as it relates to current and historical information, but do not guarantee its accuracy or completeness. The opinions expressed are our current opinions as of the date appearing in the material and may be subject to change from time to time. Prospective investors are cautioned that any forward looking statement are not predictions and are subject to change without prior notice.

Recipients of this material should rely on their own investigations and take their own professional advice. BP EQUITIES Pvt. Ltd or any of its affiliates or employees shall not be in any way responsible for any loss or damage that may arise to any person from any inadvertent error in the information contained in this report. BP EQUITIES Pvt. Ltd. or any of its affiliates or employees do not provide, at any time, any express or implied warranty of any kind, regarding any matter pertaining to this report, including without limitation the implied warranties of merchantability, fitness for a particular purpose, and non-infringement. The recipients of this report should rely on their own investigations.

BP EQUITIES Pvt. Ltd and/or its affiliates and/or employees may have interests/ positions, financial or otherwise in the securities mentioned in this report. Opinions expressed are our current opinions as of the date appearing on this material only. While we endeavor to update on a reasonable basis the information discussed in this material, there may be regulatory, compliance, or other reasons that prevent us from doing so.

This report is not directed to or intended for display, downloading, printing, reproducing or for distribution to or use by any person in any locality, state and country or other jurisdiction where such distribution, publication or use would be contrary to the law or regulation or would subject to BP EQUITIES Pvt. Ltd or any of its affiliates to any registration or licensing requirement within such jurisdiction.

Corporate Office:

4th floor, Rustom Bldg,
29, Veer Nariman Road, Fort, Mumbai-400001
Phone- +91 22 6159 6464 Fax-+91 22 6159 6160
Website- www.bpwealth.com

Registered Office:

24/26, 1st Floor, Cama Building,
Dalal street, Fort,
Mumbai-400001

BP Equities Pvt. Ltd.**CIN No: U67120MH1997PTC107392**