



























Date: 4-1-21

Class Work


<p>Trace</p> 	<p>X for X ray</p> 
--	---

Date: 4-1-21

Home Work

Trace



X for Xylophone



X	X	X	X
.	.	.	.
.	.	.	.
.	.	.	.
.	.	.	.