

St. Francis' Convent Inter College

Jhansi

Summer Holiday Homework 2020-2021

CLASS VI

ENGLISH LANGUAGE:

In the English language notebook:

- Write down Five Proverbs and Five Idioms with their respective meanings.
- Write a Picture Composition of at least three paragraphs based on the first picture given on pg 158 of English Language book, about the people who make unnecessary haste, occupying wrong side on the road, and help create a jam which could be avoided if everyone acted wisely.

Assignment:

- Learn Synonyms given on pg 134 and Antonym given on pg 138 of English Language book.

ENGLISH LITERATURE:


Prepare creative work of the main idea of the lesson- The Cherry Tree.

Use picture available to you from your old books related to the moral of the lesson, "mother nature and how we can contribute to make nature bloom "(from Rakesh and grandfather's role in the story)

Points to remember-

- Use your available resources, don't worry to go out and buy anything!
- Prefer to draw pictures and use pictures from magazine.
- Use your creativity and write dialogue in the form of graphic story using pictures!
- The whole creative work should clearly be related to the story and nature (The cherry tree)
- Do write the main event of the story.
- Your creative work should be in 4 pages.

Assignment:



St. Francis' Convent Inter College

Jhansi

Summer Holiday Homework 2020-2021

Learn all the chapters taught.

HINDI LITERATURE:


- Ls.1 कविता प्रकृति की शोभा का सारांश अपने शब्दों में क्षेत्र सहित लिखिए । (In fair notebook)
- Learn Ls. 2, 3 and 4
- आज के युग में पेड़-पौधों के महत्व पर एक अनुच्छेद अपनी Hindi Literature की book के page No.10 में लिखिए।

HINDI LANGUAGE:

Learn Ls.1, 2, 3 and 6

MATHS:

- Solve the following sums in the middle sheets of your register and staple them or you can use a thin note book ; whichever is available:
Extra Practice of Chapter 1 : Question Number 7 and Question Number 10
Extra Practice of Chapter 2: Question 3
Question 7a, b, c , Question 8 , Question 13
Extra Practice of Chapter 3: Question 1(a) & (b)
Question 6 (a) & (b)
Question 7 (a) & (b)
Question 9
Draw shapes of Triangle, Quadrilateral, Pentagon & Hexagon.(You can refer Chapter 11, Basic Geometrical Concepts for it.)
- Learn tables from 2 to 20.
- Solve MCQs of Chapter 1, 2 & 3 in your book.
- Make sure that Chapter 1, 2 & 3 are done in your CW register.
- Revise all the chapters taught.



St. Francis' Convent Inter College

Jhansi

Summer Holiday Homework 2020-2021

HISTORY:

In a thin single notebook, draw or paste different types of historical sources of Harappan Civilization such as pottery, coins, seals, sculpture, Buildings, and paintings. Also write down 5 to 6 lines about each respectively.

Assignment :

Learn all the chapters taught.

GEOGRAPHY:


- Prepare a project on A4 size sheet available to you on worksheet given on page 26 (1, 2, 3, 5 and 6 questions)
Also draw mind map 1 and 2 in the project using your creativity
- Learn the exercise questions and complete your CW in fair copy.
- Do not bother to step out for buying anything. Regarding your project
- Use whatever is available to you

PHYSICS:

Q.1 Draw the flow chart by showing 7 different branches of physics.

Q.2 Write and learn the definitions of the following.

- a) Science
- b) Zoology
- c) Matter
- d) Fluidity



St. Francis' Convent Inter College

Jhansi

Summer Holiday Homework 2020-2021

- e) Mass
- f) Botany
- g) Volume
- h) Geology
- i) Physics
- j) Chemistry

Q.3 Show the arrangement of molecules in the 3 different states of matter. (Make it in a creative way by using the waste products).

Note: Learn the chapter taught and complete the Question and Answers in the notebook.

CHEMISTRY:

- Write and learn the definitions of the following terms:


- a). Science b). Chemistry c). Fuels
- d). Atom e). Molecule

- With the help of pictures and/or diagrams explain the importance of Chemistry.
- Learn and revise all the work done till date.

BIOLOGY:

Q.1 Draw well labeled diagrams of the following:-

- a) Parts of leaf.
- b) Types of venation in a leaf.
- c) Cactus.
- d) Onion (Sectional view).
- e) Flower showing its internal parts.
- f) Parts of a germinating seed.



St. Francis' Convent Inter College

Jhansi

Summer Holiday Homework 2020-2021

- g) Bean seed (longitudinal section).
- h) Plant and Animal cell.
- i) Nucleus.
- j) Amoeba.

Q.2. Give the shape of following leaves:-

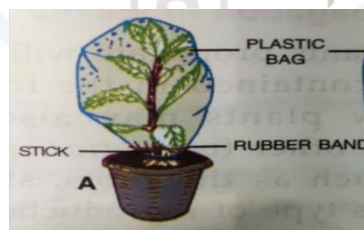
- a) Banana- _____
- b) Lotus - _____
- c) Peepal - _____
- d) Onion- _____
- e) Apple- _____

Q.3. Study the picture given below and answer the question that follow:-




- a) Identify the following.
- b) Give the arrangement of leaf in the following and define it also.
- c) Define phyllotaxy.

Q.4. Study the picture given below and answer the questions that follow:-



- a) Name the process shown.
- b) Define the process shown.
- c) Why was the pot left in sunlight?
- d) Why water drops appear on the inner surface of the polythene bag?

Note: - Learn the chapters taught and complete the Question and Answers



St. Francis' Convent Inter College

Jhansi

Summer Holiday Homework 2020-2021

in the notebook.

COMPUTER:

- In an interleaf notebook write and stick pictures about the four categories of computer also explain the various types of micro computers. Cover the notebook with brown paper plastic sheet whatever is available.
- Mark all the questions and answers and exercises of lesson-2 and revise lesson-1.