Parag Parikh IFSC NASDAQ 100 Fund of Fund

Retail funds investing into NASDAQ 100 linked UCITS & ETFs

PPFAS GIFT

PPFAS
at
GIFT City

PPFAS
GIFT

What is GIFT IFSC?

1. GIFT City (Gujarat International Finance Tec-City) - India's only approved IFSC (International Financial Service Centre)
2. International Financial Services Centres Authority (IFSCA) being a unified Regulator (power of 4 domestic regulators delegated to IFSCA) with Globally Benchmarked Regulations
3. Full Fledged Financial Ecosystem with Global Connect
4. Full Convertibility with 15 currencies permitted
5. Free trade zone with tax incentives enabling flow of financial products and services across borders
6. Special carve outs from domestic laws

PPFAS GIFT

PPFAS in GIFT City (1/2)

November-2024:

PPFAS Alternate Asset Managers IFSC Private Limited (PPFAS GIFT) formed as a wholly owned subsidiary of Parag Parikh Financial Services Limited

April-2025:

Receipt of FME (Retail) license from IFSCA

Current Setup:

PPFAS GIFT has a full fledged team in place across Research, Compliance and Operations along with an office and all necessary infrastructure to launch products from GIFT IFSC

- PPFAS GIFT
  - Outbound
    - Active
      - **Global Investing PMS** — PMS Strategy investing in global stocks mainly developed markets
      - Retail Active Fund — Actively managed retail fund investing in global markets; product yet in pipeline
    - Passive
      - **S&P 500 FoF** — Retail fund investing only into S&P 500 replicating UCITS & ETFs
      - **NASDAQ 100 FoF** — Retail fund investing only into NASDAQ 100 replicating UCITS & ETFs
  - Inbound
    - Parag Parikh India Flexi Cap Fund — Retail fund feeding directly into Parag Parikh Flexi Cap Fund in India
    - Parag Parikh India Large Cap Fund — Retail fund feeding directly into Parag Parikh Large Cap Fund in India

PPFAS GIFT

PPFAS in GIFT City (2/2)

	Inbound Fund	Outbound PMS	Outbound Passive Funds	Outbound Active Fund*
Investing Geography	India	Global (Ex-India)	USA	Global (Ex-India)
Fund Category	Retail	-	Retail	Retail
Strategy+	Active	Active	Passive	Active
Ideal For	NRIs, Foreign residents and Institutions	Indian Residents Individuals	Indian resident individuals, corporates, and other eligible persons	Indian resident individuals, corporates, and other eligible persons
Alpha Generation	✓	✓	✗	✓
Ticket Size (US$)	10,000	75,000	500	TBD
Top-up (US$)	1,000	5,000	500	TBD
Style	Benchmark Agnostic	Benchmark Agnostic	Benchmark Replicating	Benchmark Agnostic
Currency Denomination	US$	US$	US$	US$
Taxability	Tax free in India; Applicable as per investors domicile country	Tax to be paid at the investor level	Tax to be paid at the fund level	Tax to be paid at the fund level
Exit Load & Lock-in	0-365 Days - 2%; 366-730 Days - 1%; No Lock-in Applicable	No Exit load & No lock in applicable	No Exit load & No lock in applicable	No Exit load & No lock in applicable

*Products yet not filled with regulator; hence the details are subject to change; + Strategy refers to the management style of underlying funds in case of FoF

PPFAS GIFT

What is NASDAQ 100?

PPFAS GIFT

NASDAQ 100- Introduction

The NASDAQ-100 Index tracks the performance of 100 largest non-financial companies listed on the NASDAQ Stock Exchange. It serves as a benchmark for innovation-driven sectors such as technology, communications, and consumer services, representing the innovation-driven growth engine of the modern U.S. economy.

Market Dominance

Represents over 90% of NASDAQ's market capitalization (ex-financials) and is heavily weighted toward technology

Strong Corporate Governance

It benefits from **transparent governance of US** and rule-based oversight, **unlike certain large emerging markets** where regulatory opacity can be a concern

Market Cap based Selection

Constituents are selected based on market capitalization and liquidity, reviewed annually by the NASDAQ Index Management Committee

Wide use case

Used by numerous ETFs and index funds globally, as a proxy for the **U.S. tech sector**. Forms the foundation for trillions of dollars in passive and derivatives-linked investment products worldwide

Proven History

Established in 1985, making it a nearly 40-year-old benchmark with a robust track record of innovation-led growth

Industry Standard & Global Foundation

- Rebalanced quarterly to reflect changes in market capitalization and maintain diversification standards.
- Reviewed annually for eligibility and classification under the NASDAQ Global Select Market framework.

PPFAS GIFT

NASDAQ 100: Tech Heavy Index

Entry led by size & volumes

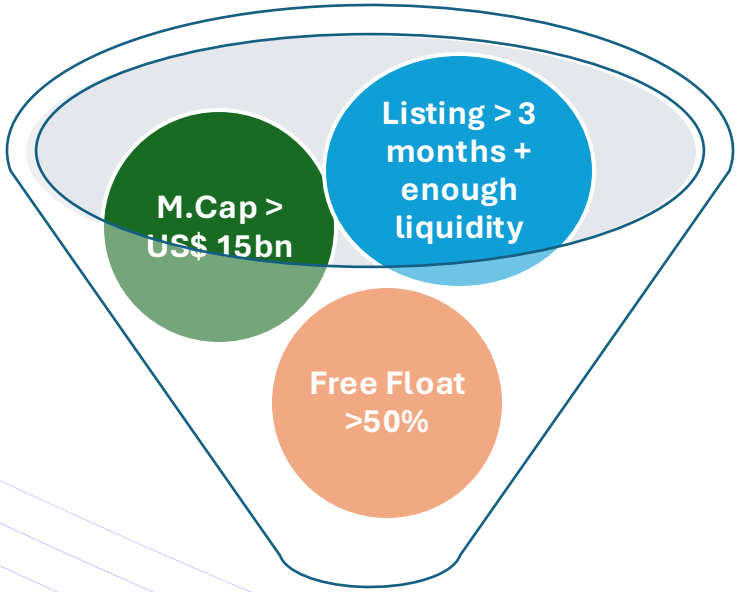

Large cap companies (non-financials)

Innovation led churn, auto-driven index

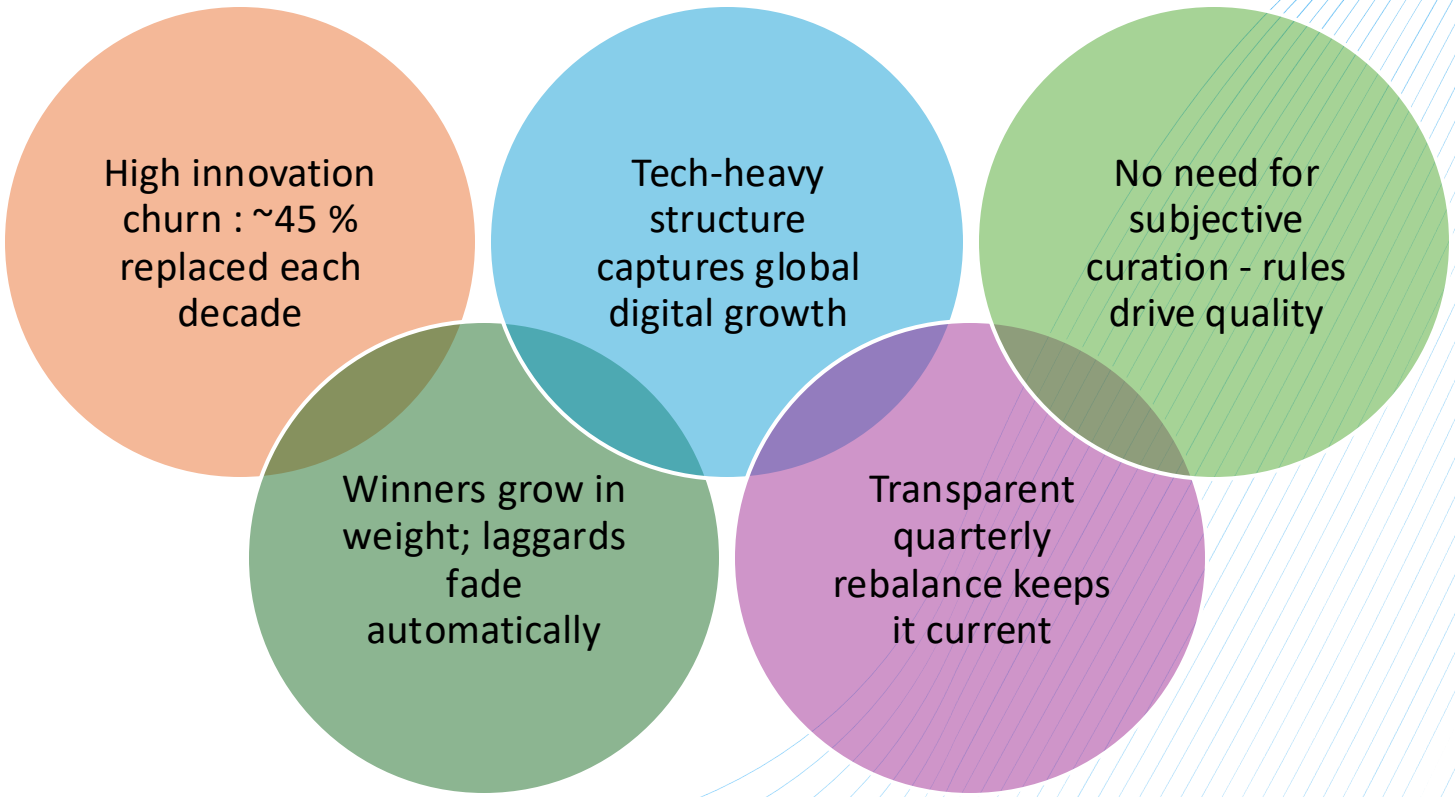

PPFAS GIFT

Concentrated allocation

Top 10 constituents of NASDAQ 100

Company	Weight	ICB Sector
Nvidia	7.60%	Technology
Apple	6.67%	Technology
Micron Technology	5.64%	Technology
Microsoft	4.35%	Technology
AMD	4.11%	Technology
Amazon	4.03%	Consumer Discretionary
Tesla	3.30%	Consumer Discretionary
Alphabet A class	3.27%	Technology
Intel	3.04%	Telecommunications
Alphabet C class	2.73%	Telecommunications

ICB Sector Allocation

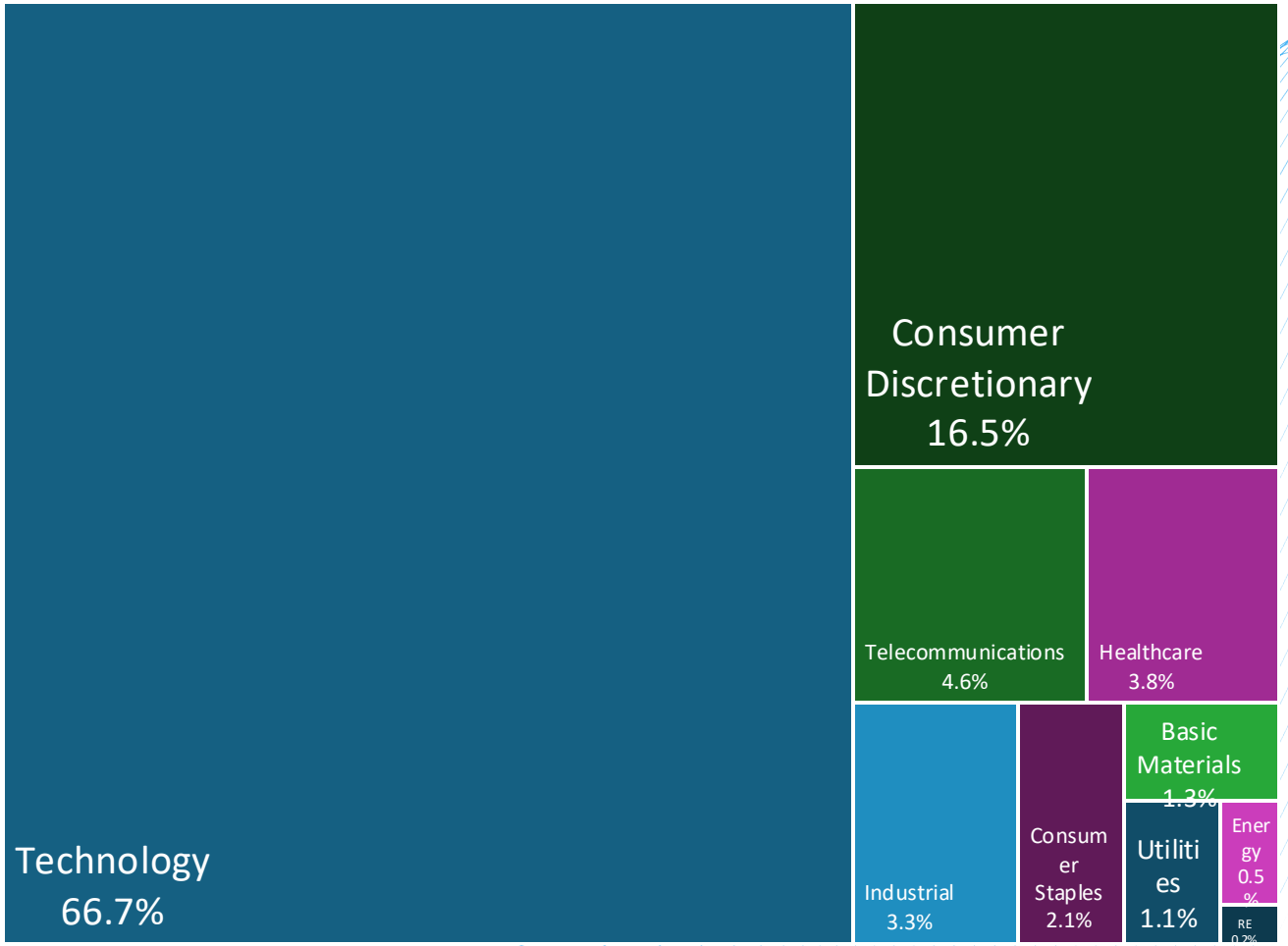

Source: Industry, updated as on July,2026

PPFAS GIFT

Top 25 companies forms 82% of NASDAQ 100

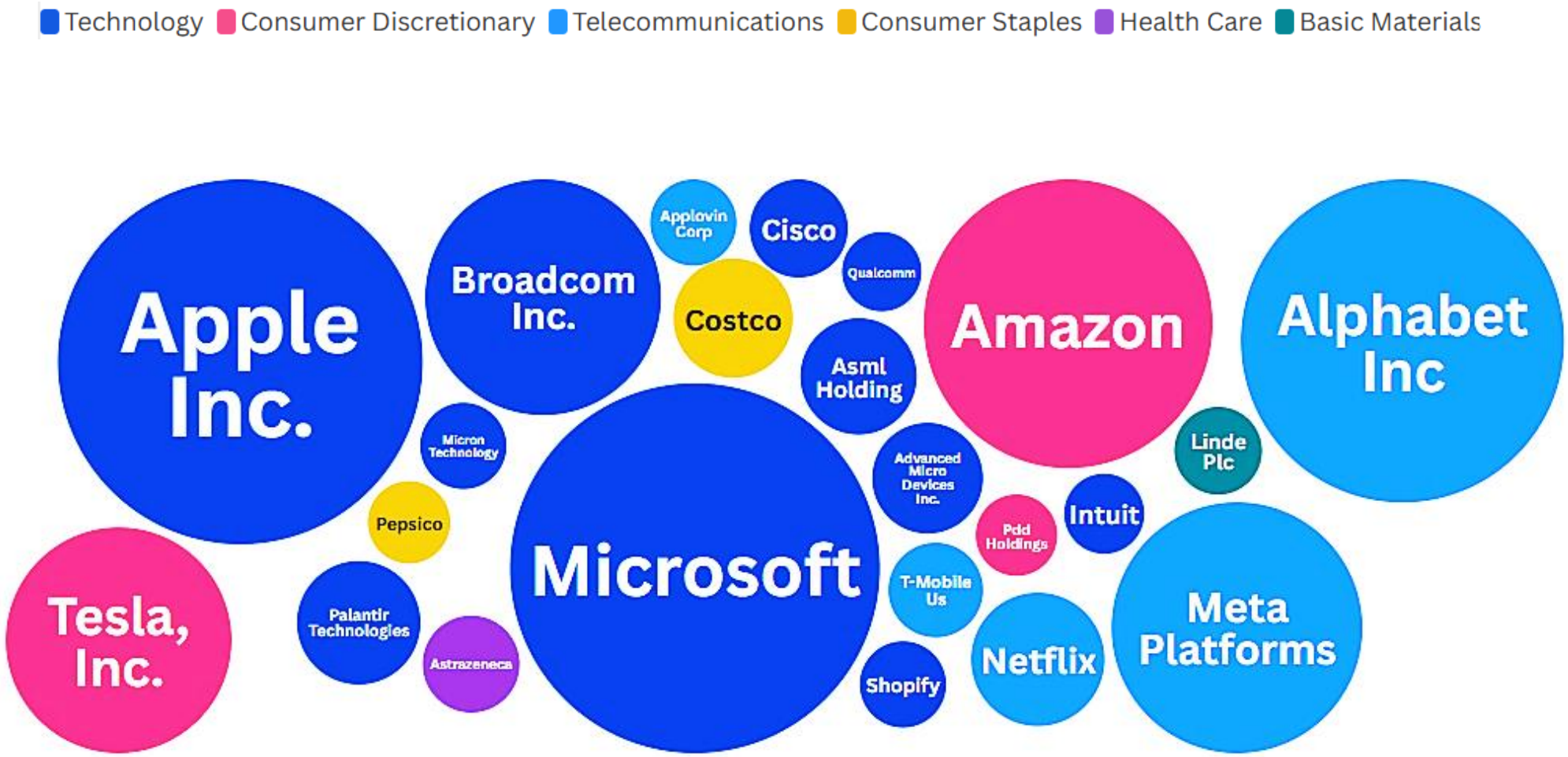

PPFAS GIFT

S&P 500 vs NASDAQ 100

	S&P 500	NASDAQ 100
	Sectoral balance	Technology
US Mcap coverage	>80%	>40%
Number of companies	500	100
No. of common stocks	86	86
Largest sector & Weight	IT : 36.5%	IT : 64.75%
Valuation Cyclicality	Valuation moderates during downturns due to diversified coverage including defensive names	More prone to valuation bubbles/crashes (dotcom 2000, AI 2023 surge)
Dividend + Buyback yield (recent)	2.8-3.2%	1.5-2.5%
Geographic revenue split*	US - 65 to 70%; ROW - 30 to 35%	US - 50 to 55%; ROW - 45 to 50%
Profitability gate for entry	Profitable for last 4 quarters	No such requirement
Rebalancing and Reviewing Frequency	No fixed timeline; committee driven ad-hoc rebalancing	Annual reconstitution in December, quarterly rebalancing in March/June/Sept/Dec
Weighting mechanics	Pure free-float market cap weighting; committee Discretion	Uses modified market-cap weighting → caps large stocks (like Apple, Microsoft) to prevent one stock from exceeding ~14% and top 5 from exceeding 40%

*Geographic Split is calculated on basis of companies which discloses the split, companies not reporting the same is out of calculation universe

PPFAS GIFT

Why Invest in NASDAQ 100?

PPFAS GIFT

NASDAQ 100 stocks accounts for ~20% of world market cap

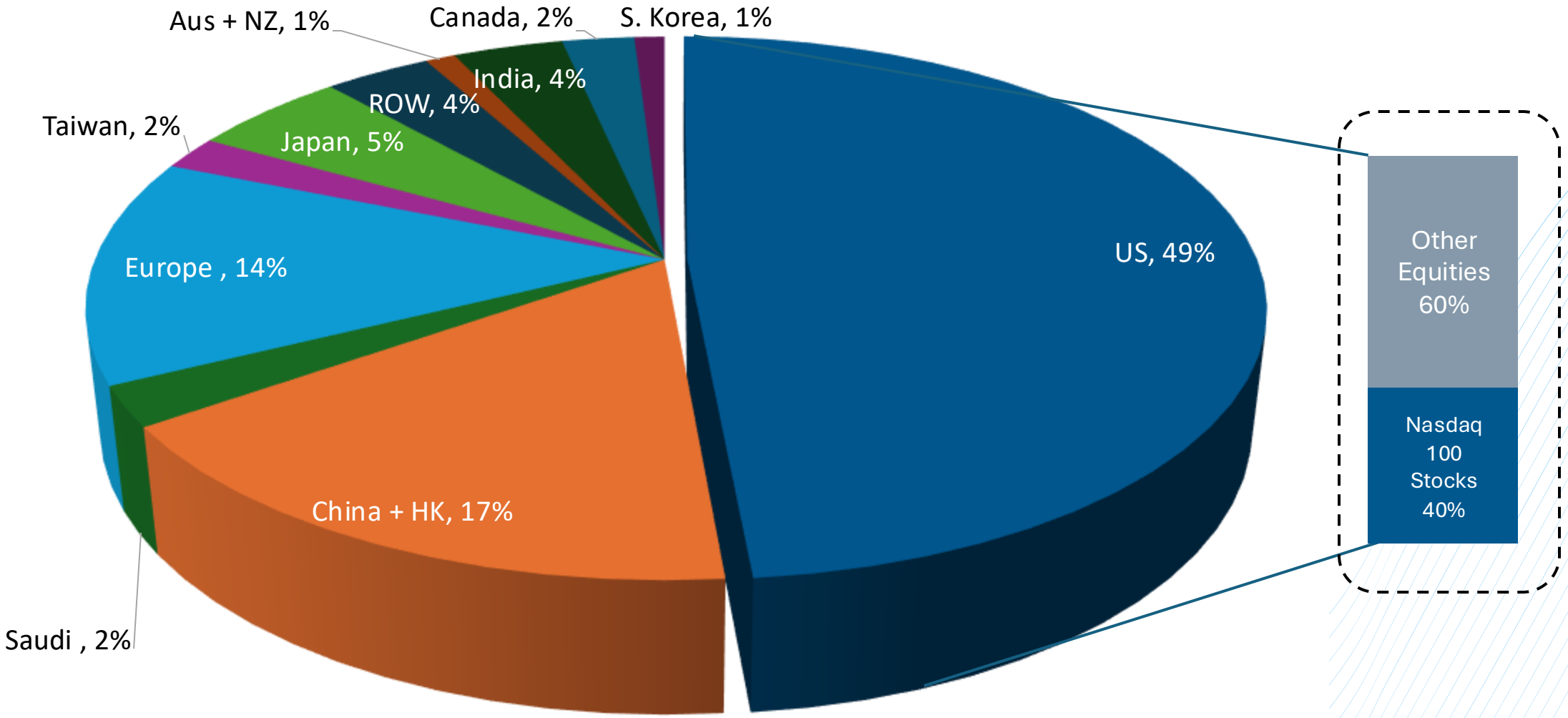

Source: CEIC data, Wikipedia. Note- data of market cap of countries below 1% may be lagged

PPFAS GIFT

US Indexes tops in terms of US$ returns for 4 out of 6 quinquennium

Rank	1995-2000	2000-2005	2005-2010	2010-2015	2015-2020	2020-2025
1	NASDAQ 100	Nifty 50	Shanghai Composite	NASDAQ 100	NASDAQ 100	NASDAQ 100
2	DAX	TSX	Nifty 50	DAX	Shanghai Composite	DAX
3	Stoxx 600	DAX	Kospi	Nifty 50	Nikkei 225	Nifty 50
4	CAC	CAC	TSX	Shanghai Composite	Nifty 50	TSX
5	TSX	Stoxx 600	DAX	Nikkei 225	Kospi	CAC
6	Shanghai Composite	NASDAQ 100	NASDAQ 100	Kospi	DAX	Stoxx 600
7	Nifty 50	Shanghai Composite	Stoxx 600	Stoxx 600	CAC	Nikkei 225
8	Nikkei 225	Nikkei 225	CAC	TSX	Stoxx 600	Kospi
9	-	-	Nikkei 225	CAC	TSX	Shanghai Composite

Please note – we have considered one indexes each from major geographies therefore S&P 500 is not covered; Nasdaq 100 outperformed S&P500 during most of these periods at the same time drawdowns also has been higher

Source: Investing.com

PPFAS GIFT

Over last 12 years, NASDAQ 100 5 Yr CAGR has become much more stable

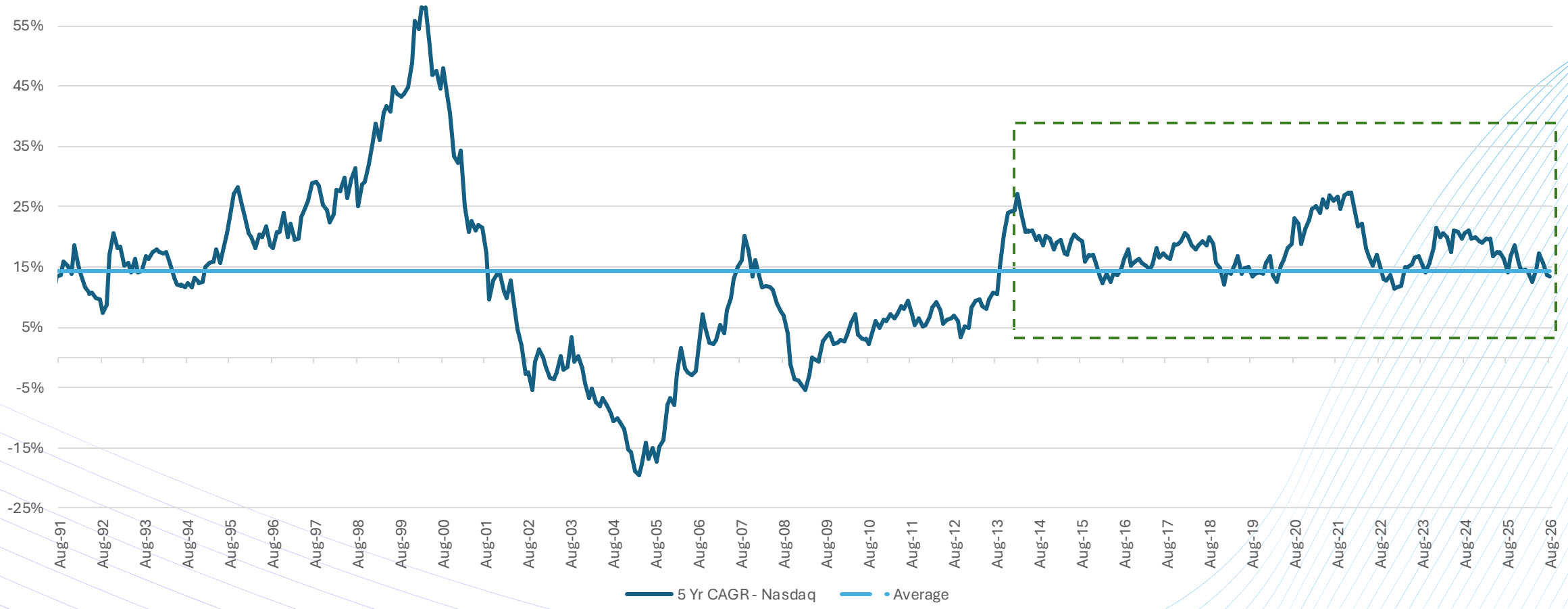

Source: Investing.com

PPFAS GIFT

Nasdaq 100 drawdowns sustainably improved post GFC

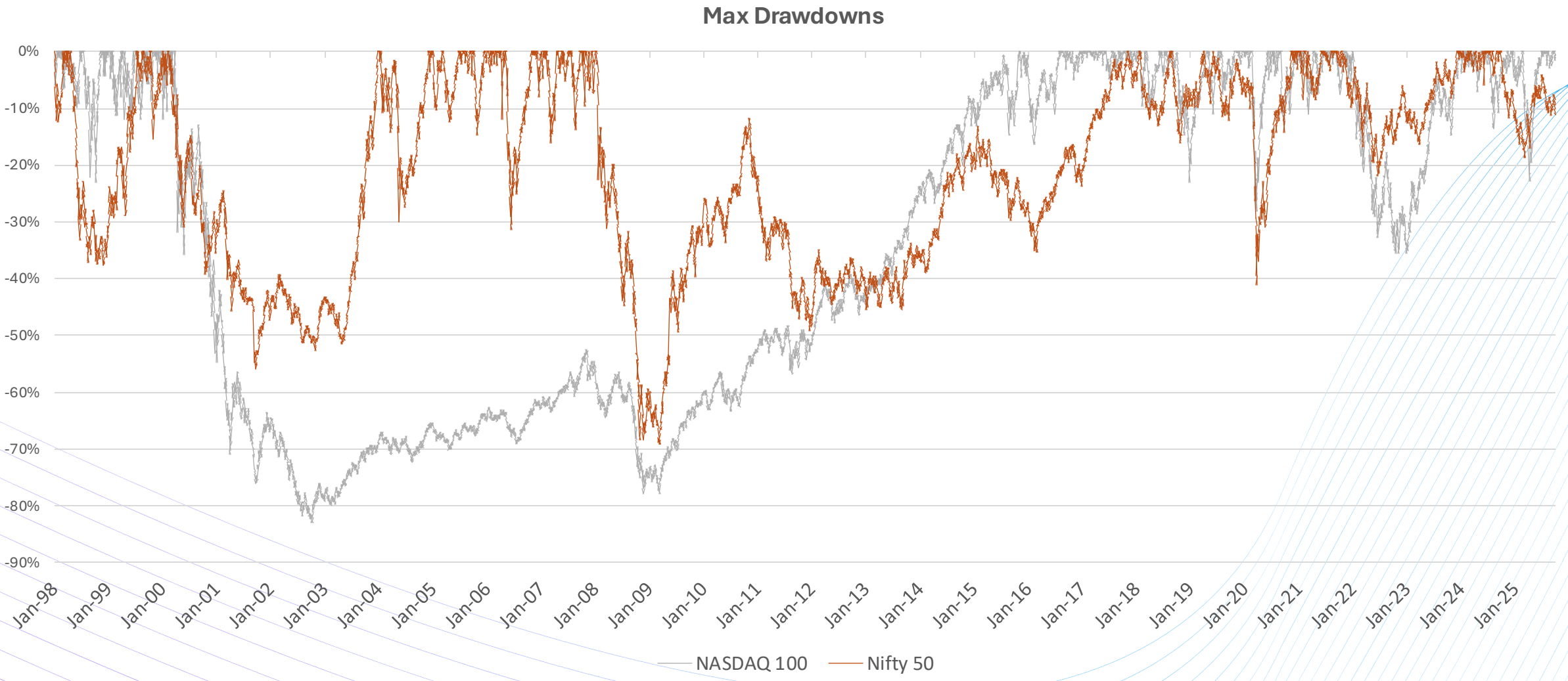

Source: Investing.com

PPFAS GIFT

NASDAQ 100 Performance

NASDAQ 100 Index Performance*	Average	Minimum	Maximum	Std. Deviation
3 YR Rolling Returns	15.4%	-38.6%	76.7%	16.6%
5 YR Rolling Returns	14.4%	-19.5%	58.1%	12.5%
10 YR Rolling Returns	13.6%	-8.2%	35.6%	8.1%

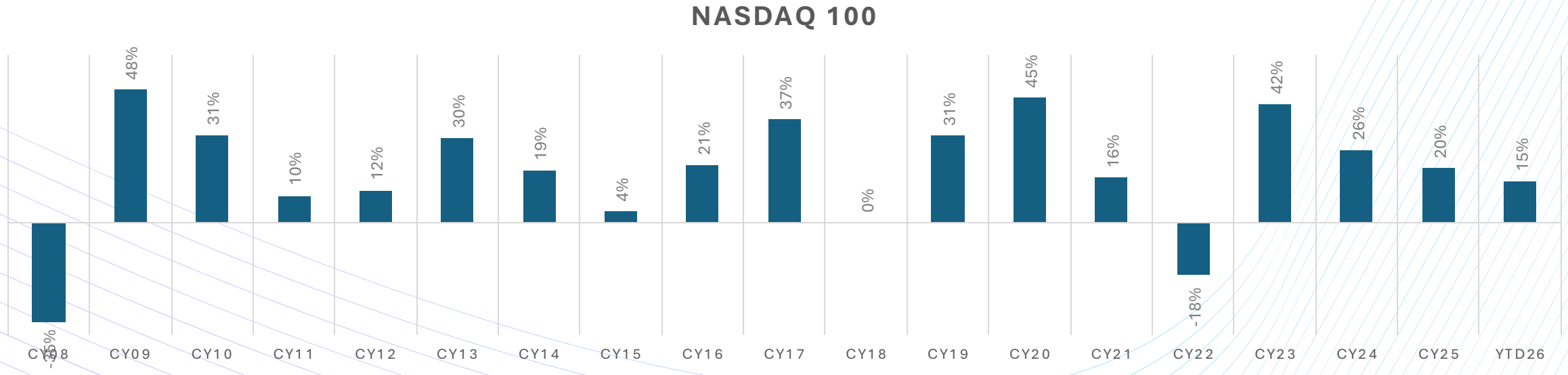

Please note the Rolling returns average in 1st table is calculated on index directly, however net total return typically exceeds the price index by 1–2% due to dividends

*Average of rolling returns are calculated since 1991 in US$

PPFAS GIFT

US$ vs ₹ historical FX movement

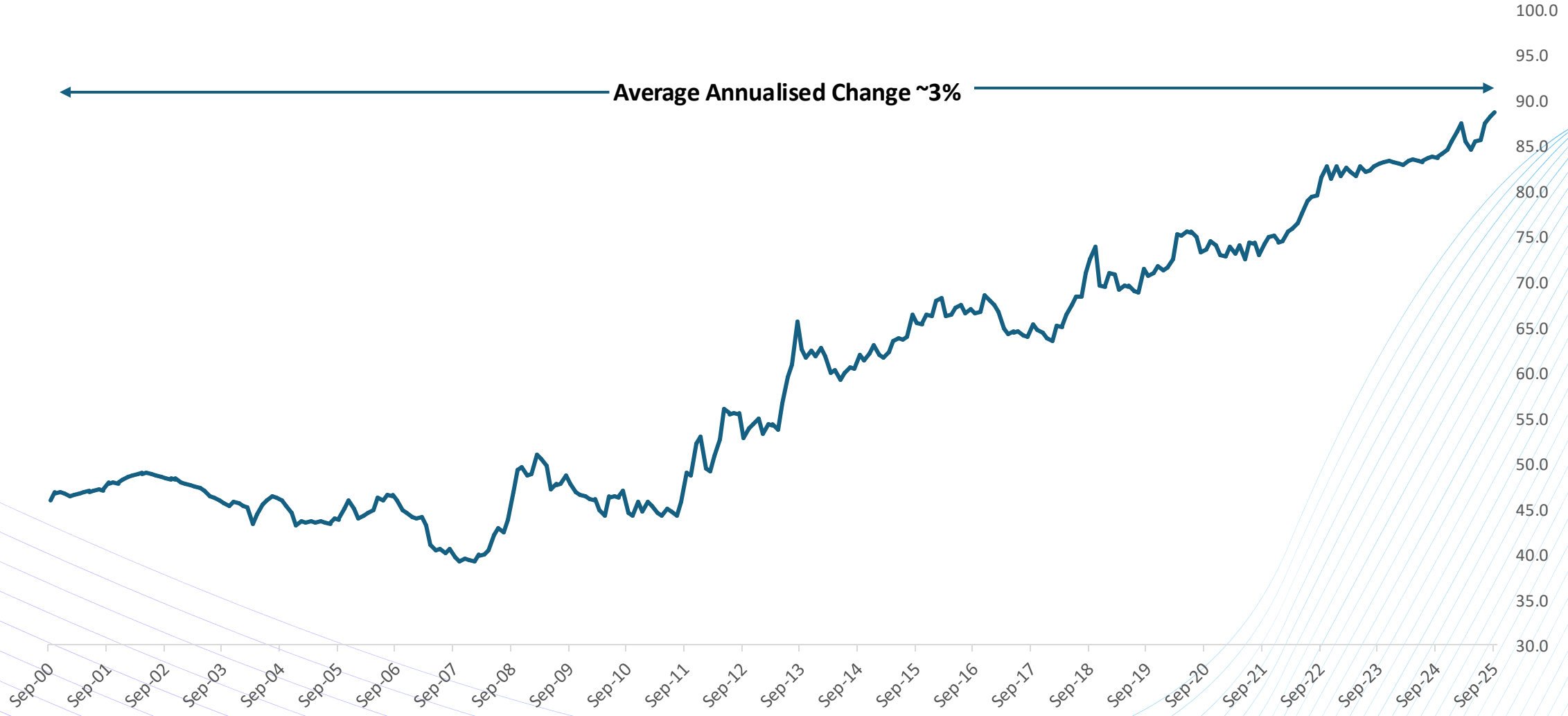

Source: Investing.com

PPFAS GIFT

Fund Details

PPFAS GIFT

Advantage of investing through this fund vs direct investing

- No inheritance tax implications
- Ease of Tax compliance for Investors – Tax paid at fund level
- OPI route is only allowed through GIFT city based pooled vehicle
- Optimization of cost involved (FX conversion & transaction costs)
- Strong Compliance and Governance Framework

PPFAS GIFT

Fund Facts

Target Investors	Indian resident individuals, corporates, partnership firm and other eligible persons
Base Currency	US$
Benchmark	NASDAQ 100 Notional Net TRI
Face Value	US$ 100
NAV Computation	Daily
Purchase & Redemption	All Business Days
Subscription NAV	Long term post-Tax NAV
Redemption NAV	Investor's Holding Period > 2 Years – Long term post-Tax NAV Investor's Holding Period <2 Years – Short term post-Tax NAV
Lock-in	No Lock-in Applicable
Exit Load	No Exit load

Class of Units	Type	Minimum Initial Investment (US $)	Minimum Top-up (in US $)	Total Expense Ratio of the Scheme	Max TER including Investee Funds*
B	Regular	500	500	0.60%	0.85%

*TER of our fund + TER of ETFs in which we will further invest in

PPFAS GIFT

Fund Facts

Name of the Fund	Parag Parikh IFSC NASDAQ 100 Fund of Fund
Nature of the Scheme	Retail Scheme under the IFSCA (Fund Management) Regulations, 2025
Tenure	Open-ended
FME/IM	PPFAS Alternate Asset Managers IFSC Private Limited
Trustee	Axis Trustee Services Limited
Fund Accountant	Apex Fincore LLP
Custodian	Kotak Mahindra Bank Limited
Banker	Kotak Mahindra Bank Limited
Tax Advisors	Deloitte Touche Tohmatsu India LLP
Legal Advisors	IC RegFin Legal Partners LLP
Statutory Auditors	SDKD & Associates LLP

PPFAS GIFT

Asset Allocation

Sr. No	Type of Instruments	Normal Allocation (% of Net Assets)	Risk Profile
01	ETFs and UCITS linked to NASDAQ 100	90 - 100	Medium to High
02	Debt Securities, Money Market Instruments & other similar instruments	0 - 10	Low to Medium

PPFAS GIFT

PPFAS Alternate Asset Managers IFSC Private Limited

A wholly owned subsidiary of

Parag Parikh Financial Advisory Services Limited

PPFAS GIFT

Journey of PPFAS Group

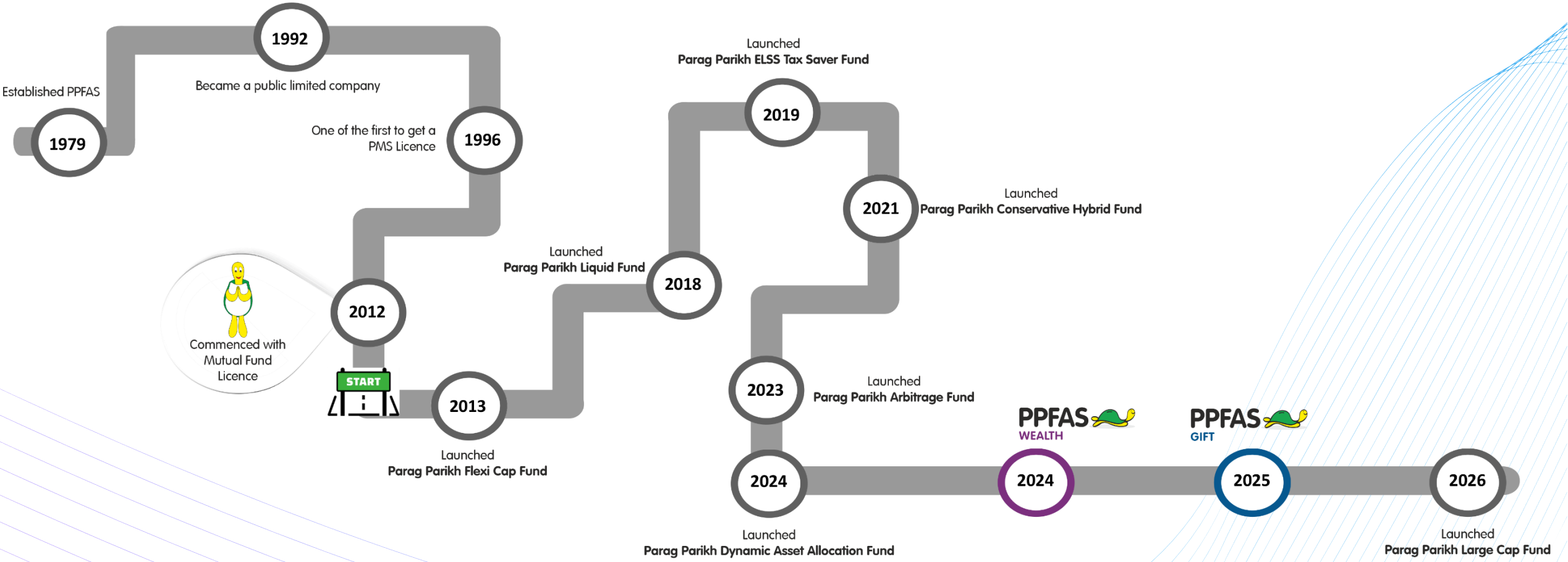

PPFAS GIFT

PPFAS Senior Management

Neil Parag Parikh

Chairman and CEO

- He pursued BA in Economics from the University of North Carolina and he completed MBA from IESE Business School, Barcelona, Spain.
- Neil has been associated with the firm on a full-time basis since June 2004. Although he was initially involved in the Research Department, he found his natural calling in the more action-oriented field of Institutional Equity Dealing

Rajeev Thakkar

Chief Investment Officer & Equity Fund Manager

- His academic inclination is evident in the plethora of degrees earned by him. He is a Chartered Accountant, Cost Accountant, CFA Charter holder and a CFP Certificant.
- He is Portfolio manager, CIO since 2003 and possesses over 15 years of experience in various segments of the Capital Markets such as investment banking, corporate finance, securities broking and managing clients' investments in equities.

PPFAS GIFT

Group structure

Parag Parikh Financial Advisory Services Limited

PPFAS WEALTH

1. **PPFAS Asset Management Private Limited**
   - PPFAS MUTUAL FUND — There's only one right way
   - **PPFAS Mutual Fund (7 schemes)**
2. **PPFAS Trustee Company Private Limited**
3. **PPFAS Alternate Asset Managers IFSC Private Limited**
   - PPFAS GIFT

PPFAS GIFT Team

Nirmal Bari
Principal Officer

- He pursed BE in Mechanical Engineering from Faculty of Technology, M.S. University, Baroda and did his PGDM from Management Development Institute, Gurgaon.
- Nirmal Bari possesses more than 11 years of experience in Equity Research, Private Equity & Venture Debt. In his current role, he is actively involved in coverage of listed Indian & Global companies

Purvesh Pandit
Compliance Officer

- He holds a Bachelor's degree in Law (LLB), a Master's degree in Commerce (M.Com), and has been a member of the Institute of Company Secretaries of India.
- With over a decade of experience, Purvesh has successfully managed complex corporate assignments, including mergers, acquisitions, IPO, private equity transactions, start-up funding and high-stake due diligence.

Akshay Falgunia
Fund Manager

- He is a Chartered Accountant and holds a Bachelor degree in Commerce from Gujarat University.
- He is an investment professional with more than 7 years of experience in equity research, covering a wide range of sectors across both Indian and global markets. Throughout his career, he has developed a deep understanding of financial analysis, market dynamics, and strategic insights.

PPFAS GIFT

Thank You

PPFAS Alternate Asset Managers IFSC Private Limited

Registered Office: 412, Pragya II, Block 15C1, Road 11, GIFT City,

Gandhinagar, Gujarat, India, 382 355

Email: customerservice_gift@ppfas.com

Website: https://gift.ppfas.com/

PPFAS GIFT