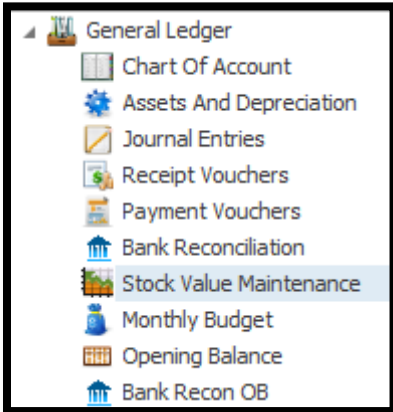
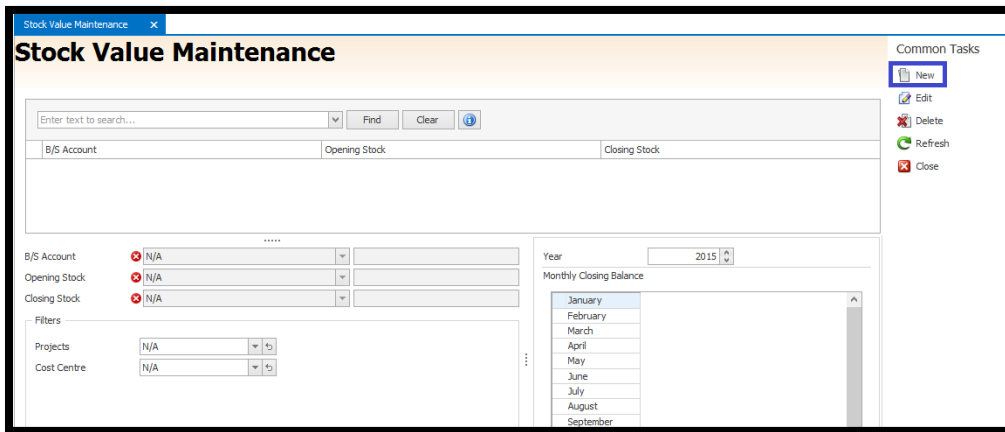


Where to Update Closing Stock Figure

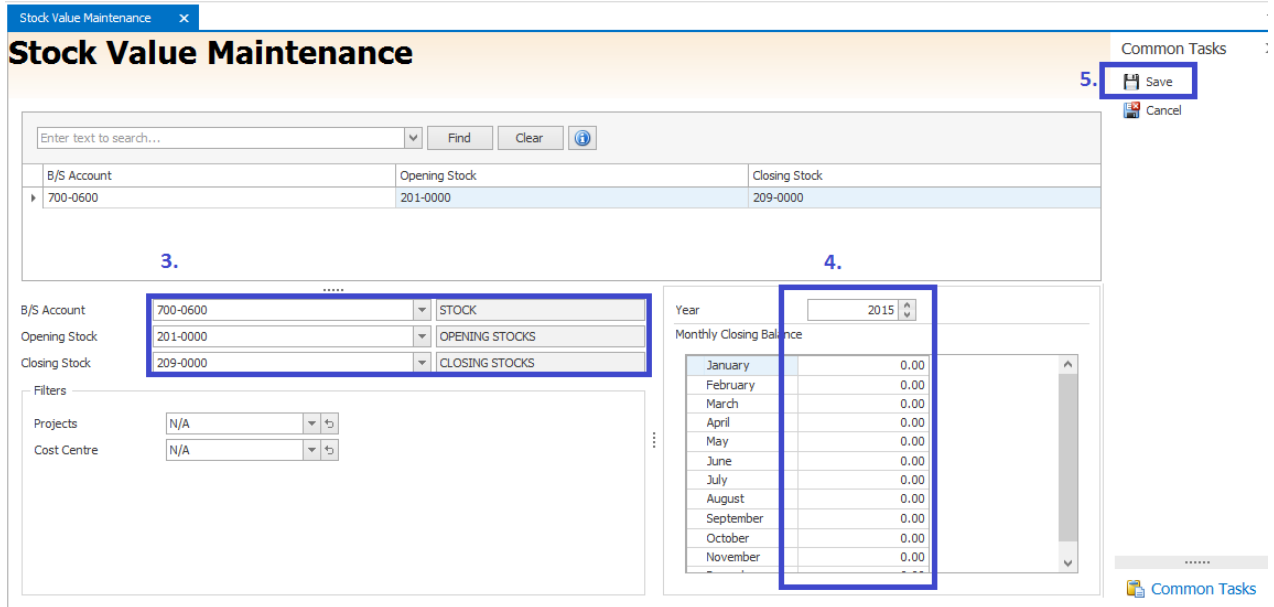
1. GOTO General Ledger > Stock Value Maintenance



2. Select New (First time setting)



3. Select Account
4. Insert the stock closing balance figure
5. Save
6. Stock figure show on Balance Sheet



Stock Value Maintenance

Enter text to search... Find Clear

B/S Account	Opening Stock	Closing Stock
700-0600	201-0000	209-0000

3.

B/S Account: 700-0600 STOCK

Opening Stock: 201-0000 OPENING STOCKS

Closing Stock: 209-0000 CLOSING STOCKS

Filters:

Projects: N/A

Cost Centre: N/A

Year: 2015

Monthly Closing Balance:

Month	Balance
January	0.00
February	0.00
March	0.00
April	0.00
May	0.00
June	0.00
July	0.00
August	0.00
September	0.00
October	0.00
November	0.00

5. Save Cancel

Common Tasks