



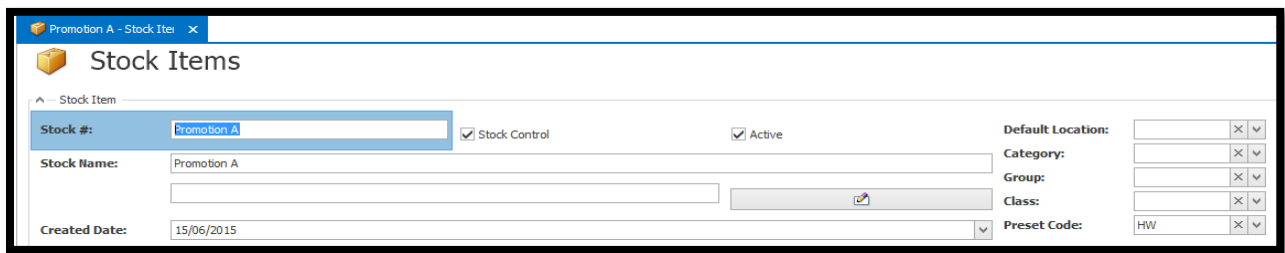
## Bill of Materials, Stock Assembly and Stock Disassembly

### Bill of Materials(BoM)

Bill of materials (BoM) is a list of the parts or components that are required to build a product.

How to create BoM, Stock Assembly?

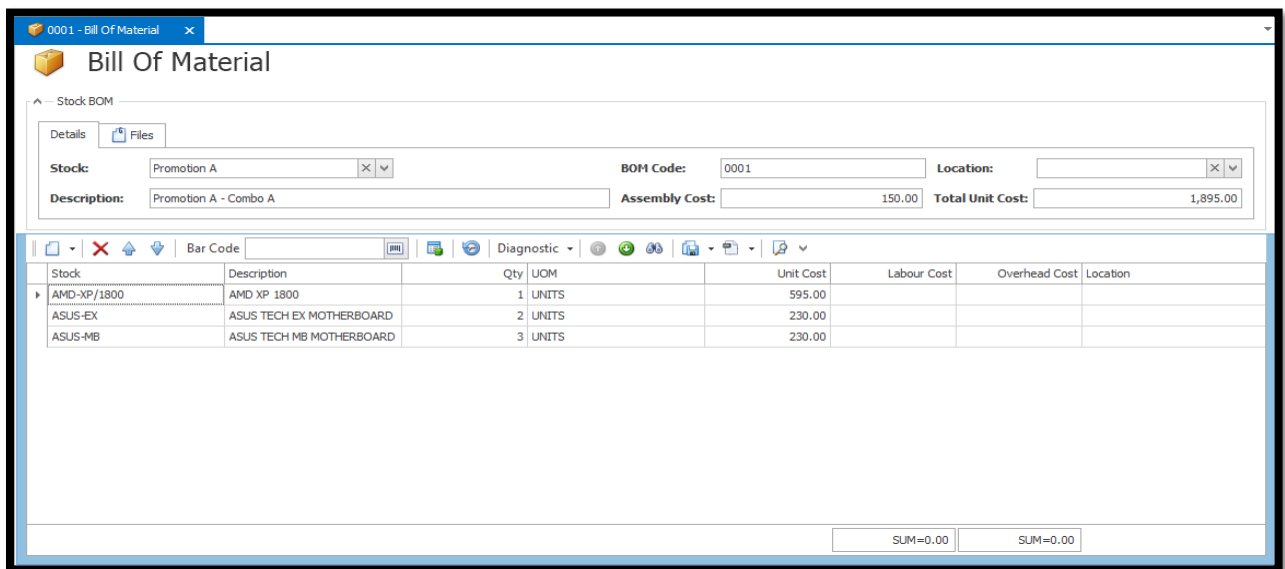
Create a finish stock code before create BoM.



The screenshot shows the 'Stock Items' form in a software application. The 'Stock #' field is populated with 'Promotion A'. There are checkboxes for 'Stock Control' and 'Active', both of which are checked. The 'Default Location' field is empty. The 'Stock Name' field is populated with 'Promotion A'. The 'Created Date' field is populated with '15/06/2015'. On the right side, there are dropdown menus for 'Category', 'Group', 'Class', and 'Preset Code', with 'Preset Code' set to 'HW'.

### Create Bill of Materials(BoM)

GOTO Stocks > Bill of Materials

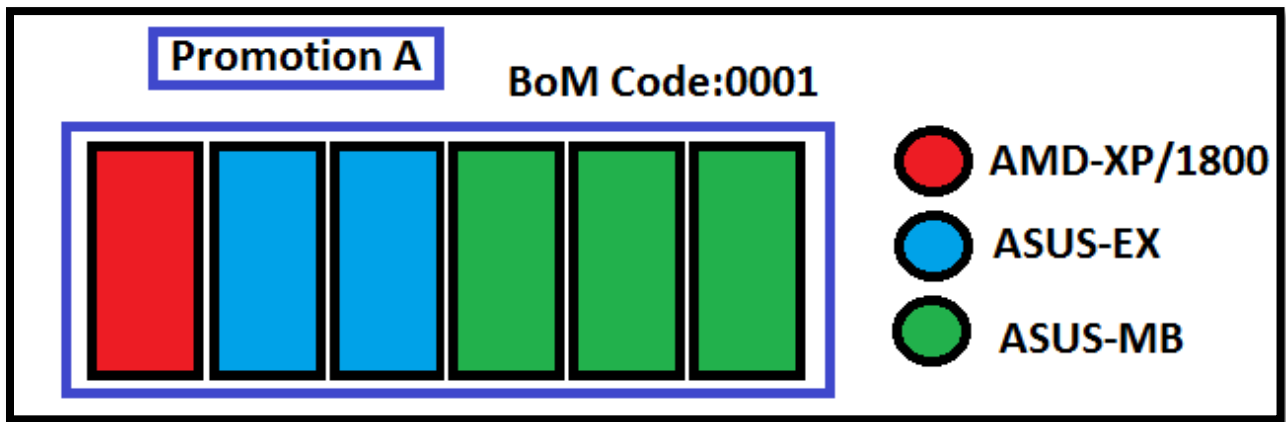


The screenshot shows the 'Bill Of Material' form. The 'Stock' field is 'Promotion A' and the 'BOM Code' is '0001'. The 'Description' is 'Promotion A - Combo A'. The 'Assembly Cost' is 150.00 and the 'Total Unit Cost' is 1,895.00. Below the form is a table with the following data:

Stock	Description	Qty	UOM	Unit Cost	Labour Cost	Overhead Cost	Location
AMD-XP/1800	AMD XP 1800	1	UNITS	595.00			
ASUS-EX	ASUS TECH EX MOTHERBOARD	2	UNITS	230.00			
ASUS-MB	ASUS TECH MB MOTHERBOARD	3	UNITS	230.00			

At the bottom right of the table, there are two summary boxes: 'SUM=0.00' and 'SUM=0.00'.

- a. Stock: Promotion A (Finish Goods stock code)
- b. BOM Code: 0001 (Promotion A bom code number)
- c. Description: Additional remark for BOM
- d. Assembly Cost: The cost to assemble this finished goods
- e. Total unit cost: The unit cost of the finished goods
- f. Click NEW to add item to the BOM list
- g. And then Save

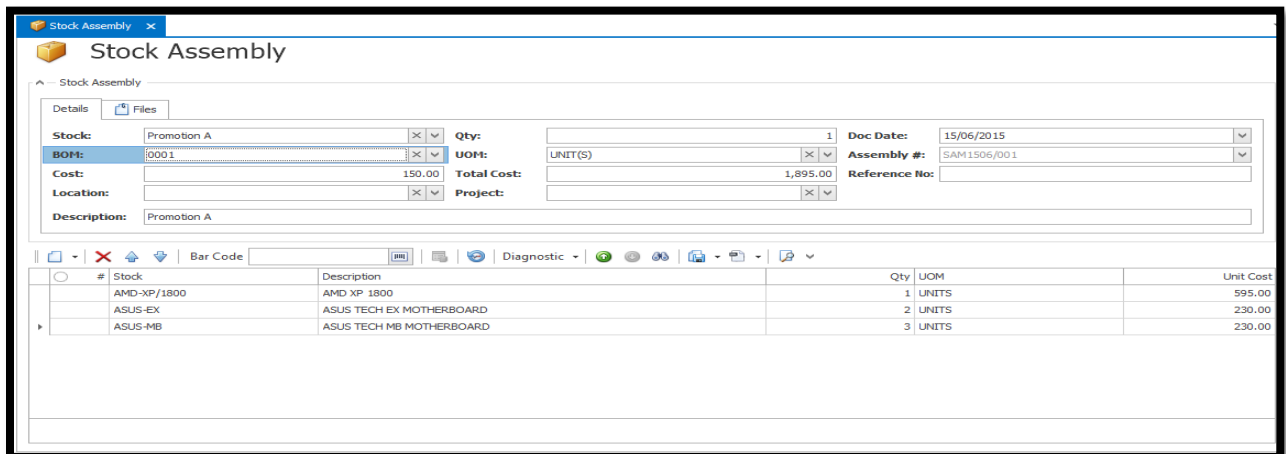


## Stock Assembly

This screen allows you to assemble your finished goods by loading the BOM list.

### Create Stock Assembly

GOTO Stocks > Stock Assembly





- a. Select Stock: 'Promotion A'
- b. Select BOM Code: '0001'
- c. QTY: '1' (QTY to assemble)

After assemble QTY:1 Promotion A BOM:0001 will affect the stock balance amount.

**Add:**

Promotion A QTY (1)

**Deduct:**

AMD-XP/1800 QTY (-1)

ASUS-EX QTY (-2)

ASUS-MB QTY (-3)

**<Stock inquiry Result after stock assembly>**

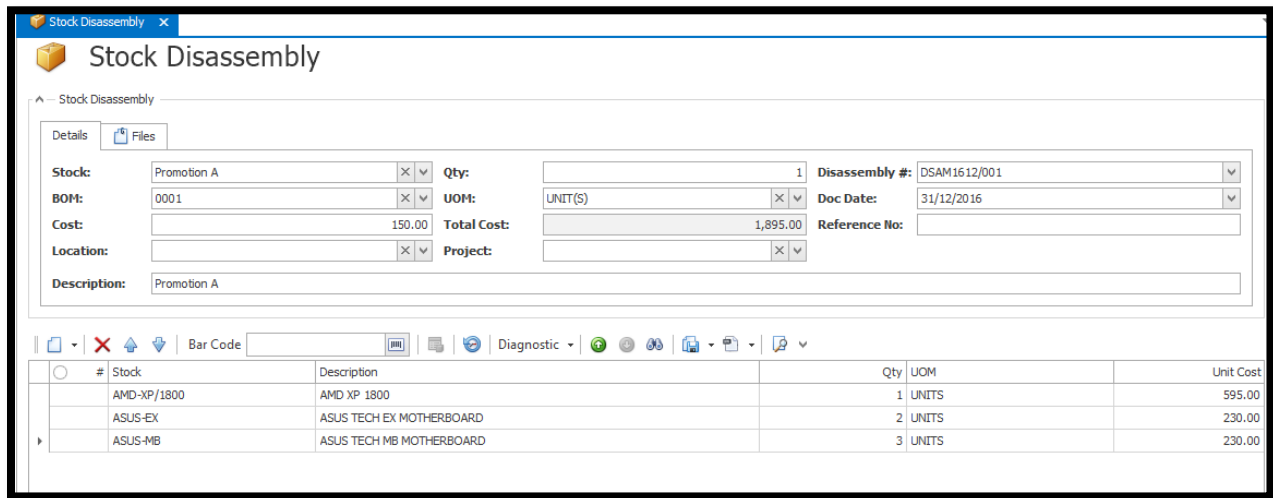
Stock Code <input type="text" value="Promotion A"/> Promotion A								
Transaction Date	Doc Type	Document Code	Reference No	Description	In	Out	Balance	
				Balance B/F			0	
01/01/2016	SAM	SAM1601/001		Promotion A	1		1	
Stock Code <input type="text" value="AMD-XP/1800"/> AMD XP 1800								
Transaction Date	Doc Type	Document Code	Reference No	Description	In	Out	Balance	
				Balance B/F			35	
01/01/2016	SAM	SAM1601/001		Promotion A		1	34	
Stock Code <input type="text" value="ASUS-EX"/> ASUS TECH EX MOTHERBOARD								
Transaction Date	Doc Type	Document Code	Reference No	Description	In	Out	Balance	
				Balance B/F			139	
01/01/2016	SAM	SAM1601/001		Promotion A		2	137	
Stock Code <input type="text" value="ASUS-MB"/> ASUS TECH MB MOTHERBOARD								
Transaction Date	Doc Type	Document Code	Reference No	Description	In	Out	Balance	
				Balance B/F			29	
01/01/2016	SAM	SAM1601/001		Promotion A		3	26	

## Stock Disassembly

This screen allows you to disassemble your finished goods by loading the BOM list.

### Create Stock Disassembly

GOTO Stocks > Stocks Disassembly



#	Stock	Description	Qty	UOM	Unit Cost
	AMD-XP/1800	AMD XP 1800	1	UNITS	595.00
	ASUS-EX	ASUS TECH EX MOTHERBOARD	2	UNITS	230.00
	ASUS-MB	ASUS TECH MB MOTHERBOARD	3	UNITS	230.00

To disassemble item 'Promotion A' to sub item to item 'AMD-XP/1800', 'ASUS-EX', and 'ASUS-MB'.

- Select Stock: 'Promotion A'
- Select BOM Code: '0001'
- QTY: '1' (QTY to disassemble)

After disassemble QTY:1 Promotion A BOM:0001 will affect the stock balance amount.

### **Deduct:**

Promotion A QTY (-1)

### **Add:**

AMD-XP/1800 QTY (1)

ASUS-EX QTY (2)

ASUS-MB QTY (3)



<Stock Inquiry after Stock Assembly and Stock Disassembly>

Transaction Date	Doc Type	Document Code	Reference No	Description	In	Out	Balance
Stock Code: Promotion A   Promotion A							
				Balance B/F			0
01/01/2016	SAM	SAM1601/001		Promotion A	1		1
31/12/2016	DSAM	DSAM1612/001		Promotion A		1	0
Stock Code: AMD-XP/1800   AMD XP 1800							
				Balance B/F			35
01/01/2016	SAM	SAM1601/001		Promotion A		1	34
31/12/2016	DSAM	DSAM1612/001		Promotion A	1		35
Stock Code: ASUS-EX   ASUS TECH EX MOTHERBOARD							
				Balance B/F			139
01/01/2016	SAM	SAM1601/001		Promotion A		2	137
31/12/2016	DSAM	DSAM1612/001		Promotion A		2	139
Stock Code: ASUS-MB   ASUS TECH MB MOTHERBOARD							
				Balance B/F			29
01/01/2016	SAM	SAM1601/001		Promotion A		3	26
31/12/2016	DSAM	DSAM1612/001		Promotion A	3		29

Doc Type:  
 SAM-Stock Assembly  
 DSAM-Stock Disassembly

Stock Assembly: Promotion A  
 Stock Balance:  
 Promotion A (+1)  
 AMD XP 1800(-1)  
 ASUS-EX (-2)  
 ASUS-MB (-3)

Stock Disassembly: Promotion A  
 Stock Balance:  
 Promotion A (-1)  
 AMD XD 1800 (+1)  
 ASUS-EX (+2)  
 ASUS-MB (+3)