

## HOW TO USE ISNULLOREMPTY ?

Scenario: User has created additional fields in Purchase order.


### Purchase Orders

Details | Supplier | Deliver To | Others | Notes | Files | Info | Allocation

Allocation 1	
Allocation 2	
Allocation 3	
Allocation 4	100%
Allocation 5	
Allocation 6	
Allocation 7	

Stock Code	Description	Qty	UOM	Unit P...	Disc	Amount	Net
ASUS-EX	ASUS TECH EX MOTHERBO...	1	UNITS	230.00		230.00	230.00

Preview PO, user wants to display result as below since Allocation 4 is updated



**SAMPLE TRADING (M) SDN. BHD.**<sub>(123456-A)</sub>

*GST Reg. No.: 123456-A*

99, Jalan 101B, KL Business Centre, 56100 Kuala Lumpur. Malaysia.

Tel : (603) 9133 8888 Fax :

URL : www.sample-software.com Email : admin@sample-software.com;

### Purchase Order

**BNC TECHNOLOGY SDN. BHD.**

12, JALAN HANG TUAH 2  
TAMAN UNION HEIGHT  
50000 KUALA LUMPUR  
MALAYSIA

TEL: 03-2998 8891      FAX: 03-8958 3325

**Attn: MISS NG**

**Original**

No. : **PO2009/013**

Date : 10/09/2020

Reference No. :

Issuer : ALVIN

Expected Delivery :

Credit Term : 30 DAYS

Kindly provide invoice based on allocation below	
Allocation 1 & 3	0%
Allocation 2 & 4	100%


#	CODE	DESCRIPTION	QTY	UOM	U. PRICE	AMOUNT
1	ASUS-EX	ASUS TECH EX MOTHERBOARD	1.00	UNITS	230.00	230.00



## HOW TO USE ISNULLOREMPTY ?

If set formula like this,  
Expression [Allocation\_2] + [Allocation\_4]

System will not display result



**SAMPLE TRADING (M) SDN. BHD.** (123456-A)

GST Reg. No.: 123456-A

99, Jalan 101B, KL Business Centre, 56100 Kuala Lumpur, Malaysia.

Tel : (603) 9133 8888 Fax :

URL : www.sample-software.com Email : admin@sample-software.com;

### Purchase Order

**BNC TECHNOLOGY SDN. BHD.**

12, JALAN HANG TUAH 2  
TAMAN UNION HEIGHT  
50000 KUALA LUMPUR  
MALAYSIA

TEL: 03-2998 8891      FAX: 03-8958 3325

**Attn: MISS NG**

**Original**

No. : **PO2009/013**

Date : 10/09/2020

Reference No. :

Issuer : ALVIN

Expected Delivery :

Credit Term : 90 DAYS

Kindly provide invoice based on allocation below

Allocation 1 & 3	
Allocation 2 & 4	

#	CODE	DESCRIPTION	QTY	UOM	U. PRICE	AMOUNT
1	ASUS-EX	ASUS TECH EX MOTHERBOARD	1.00	UNITS	230.00	230.00

Because user is just updated Allocation 4 but without Allocation 2

So how should we set the expression in this scenario?

### Purchase Orders

Details
Supplier
Deliver To
Others
Notes
Files
Info
Allocation

Allocation 1

Allocation 2

Allocation 3

Allocation 4

Allocation 5

Allocation 6

Allocation 7

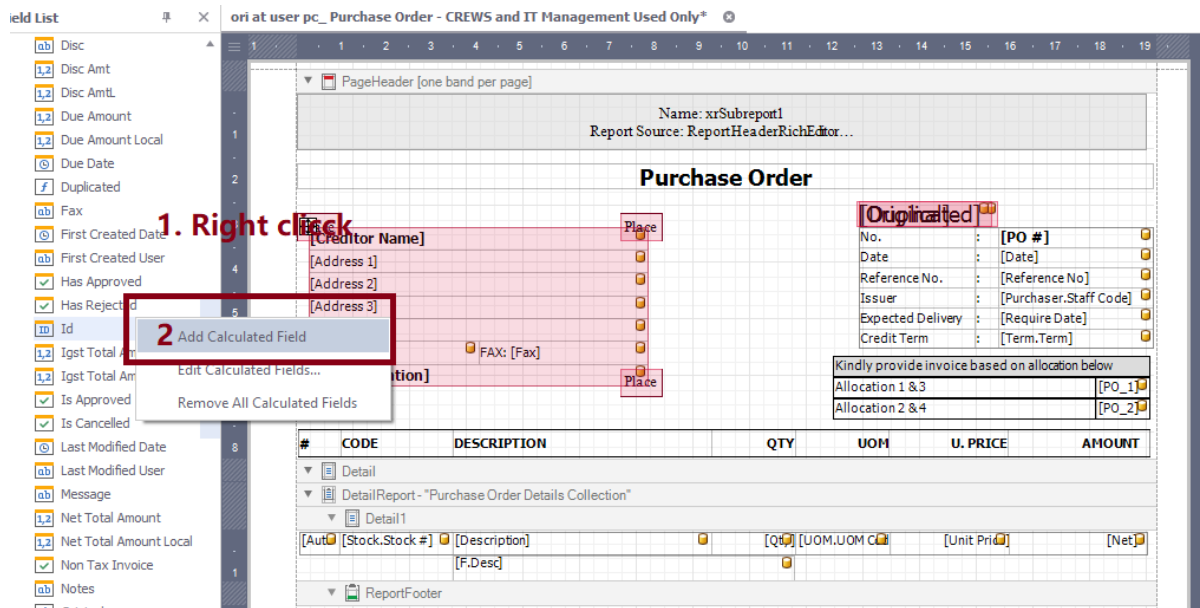
Scan Item...
✖
↕
↕
📄
📄
🔄
📄
View Variants
🔍
🔍
🔍
🔍

	Stock Code	Description	Qty	UOM	Unit P...	Disc	Amount	Net
→	ASUS-EX	ASUS TECH EX MOTHERBO...	1	UNITS	230.00		230.00	230.00

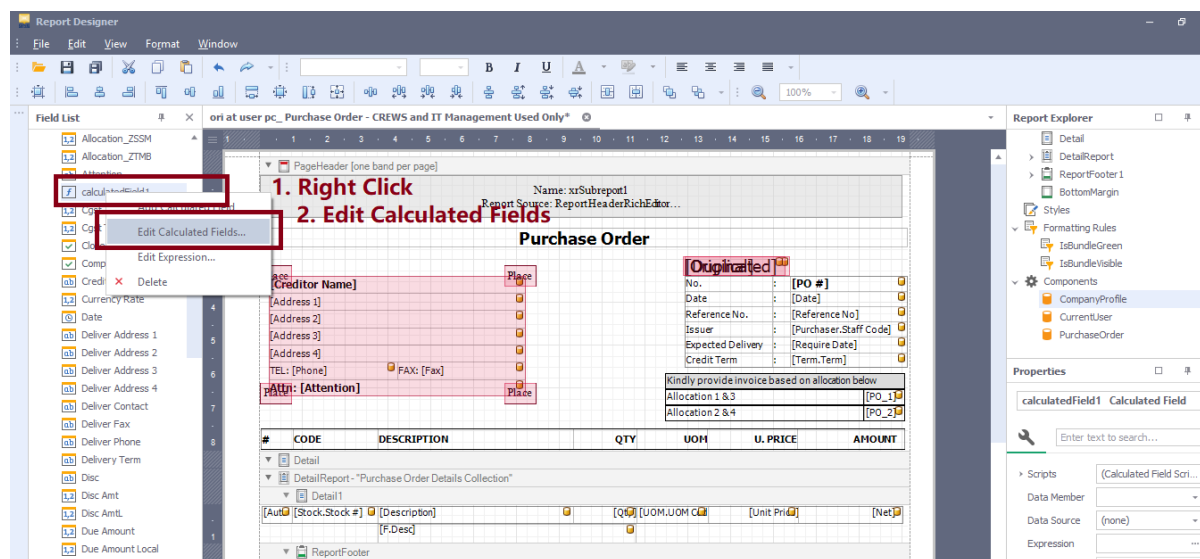


# HOW TO USE ISNULLOREMPTY ?

## Step 1: Add Calculated Field

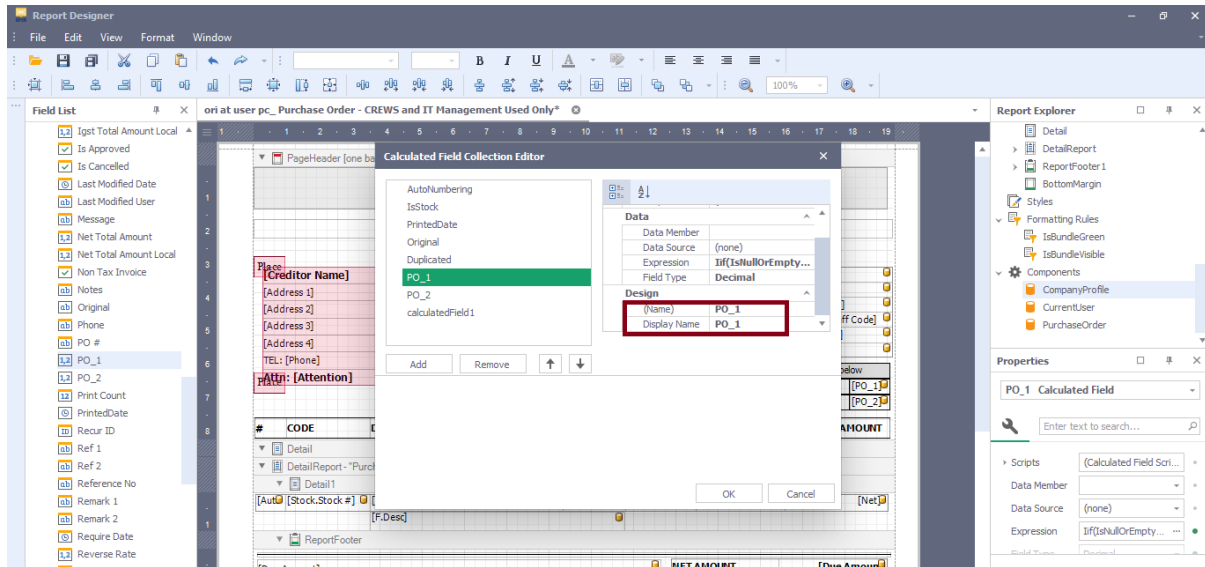


## Step 2: Point to the field → Edit Calculated Fields



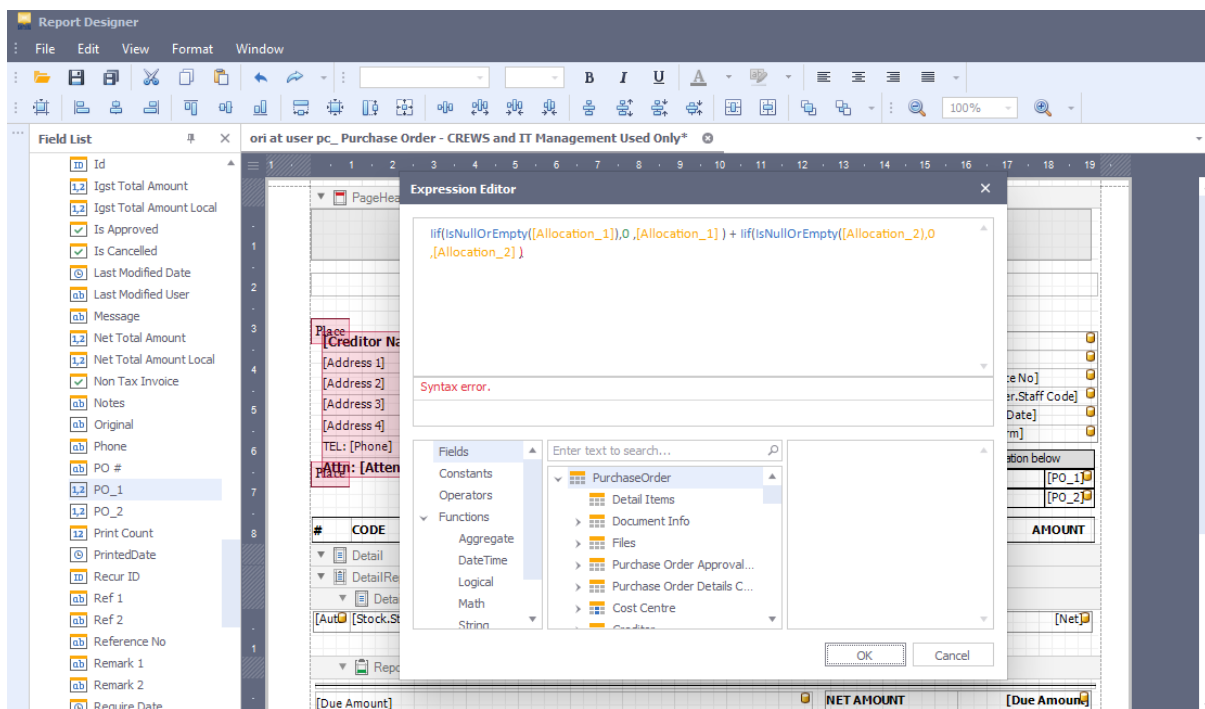
## HOW TO USE ISNULLOREMPTY ?

### Step 3: Edit Name



### Step 4: Update Expression as below

`if(IsNullOrEmpty([Allocation_1]),0,[Allocation_1]) +  
if(IsNullOrEmpty([Allocation_2]),0,[Allocation_2])`



```
if(IsNullOrEmpty([Allocation_1]),0,[Allocation_1]) +  
if(IsNullOrEmpty([Allocation_2]),0,[Allocation_2])
```



Incase user doesn't update value in column  
"Allocation\_1", the value in database is  
represent NULL / empty



Display 0 in  
database