

Feedback Report 2020-21

Feedback is vital part of teaching and learning process. It helps the teacher to recognize the how the students know his or her subject being taught. This is a significant mechanism where teacher can enrich his or her teaching methodology that will finally benefit the student. Feedback from regular students has been taken at the once session of each session. Similarly teachers, parents Feedback are also collected. The collection and analysis of feedback from different stakeholders assist the college to understand the need of society and what other stakeholder foresee for the college. Due to COVID-19, Feedback about the teaching process and explanation by the teachers are collected only for PG classes.

We received feedback by the students regarding teaching and learning process in the college on the basis of 12 points, which include subject knowledge of the teacher, punctuality in the class, use of ICT in teaching learning process and behavioral approach of the teacher. On the basis of feedbacks received steps are taken for the improvement in teaching learning process.

Feedbacks are received for the year 2020-21 from students regarding college facilities and amenities on 25 points basis. Students were assessed parking facility, cleanliness in the campus, availability of potable water, etc. in the college. Students are satisfied with the facilities and amenities currently available in the campus. Upon working on the feedbacks, positive steps are taken for the improvement in the facility and amenities in the college.

Feedbacks are received for the year 2020-21 from students regarding curriculum on nine points basis. They have appreciated the availability of study material, timely completion of the course and constructive interaction with teachers, help them optimally for their examination. To enhance the employability, Job oriented courses must be encouraged for research.

Feedbacks are received for the year 2020-21 from teachers, one of the stakeholders on curriculum on nine point basis. It reflects teaching contents and availability of resources is not an issue as trained and experienced teachers are going their best. We strongly believe the new curriculum added with value education will help our students a lot to be successful in their lives. It will give an impetus to the development of society and nation.

Feedback were received for the year 2020-21 by the parents of students (one of the stakeholder) to access the usefulness of courses for students and impact on students and impact of courses on their wards. An analysis of feedbacks reveals that majority of parents feel that the usefulness of the courses is up to the mark and achieved their expectations.

The feedbacks are collected from all stakeholders by the IQAC through feedback committee and analyzed them. After analysis of feedback an inclusive reports are prepared and communicated to the concerned teaching staff and head of department for their improvement. Feedback committee have suggested improvement in the infrastructure and basic facilities after analyzing the feedback from the students regards the same.

S.No	Feedback Type	Frequency (in Year)	Objective
1	Student Feedback on college	Once	College Facility
2	Student Feedback	Once	Design and Review of Curriculum
3	Student Feedback on Teacher	Once	Teaching of the Teacher
4	Parent Feedback	Once	Design and Review of Curriculum
5	Teacher Feedback	Once	Design and Review of Curriculum

Student Feedback for Teachers

The feedback from the students is collected on the subject teacher of the various subjects and analyzed. We have received total 675 student's feedback.

Qu. no	Evaluation Point	Response in%				
		Excellent	Good	Average	Below Average	Poor
1	Punctuality of Teacher	76.86545748	18.543966	4.4318461	0	0.1587302
2	Regularity of teacher	71.7706109	21.881115	6.1895436	0.15873016	0
3	Subject knowledge	77.84786242	16.876955	4.64026227	0.47619048	0.1587302
4	Expression of the subject and style	69.53764045	24.129222	6.17440788	0.15873016	0
5	Capability of maintaining discipline in the class	69.08252174	24.521136	5.28523093	1.11111111	0
6	Facilitating the students with book ,notes, etc.	67.30042191	24.38538	7.05718399	1.01891935	0.2380952
7	Referring secondary resources like Reference Book, Journals, website	57.7060642	31.667745	8.55988112	1.90757922	0.1587302
8	Use of new technologies (Projector, Laptop, etc)	43.32123992	38.376017	14.003	3.33451784	0.965225
9	Use of class test, Presentation, Seminar,etc.	63.90720382	24.475159	9.60330965	1.86551752	0.1488095
10	Employment related suggestion and guidance	59.33529587	28.0494	9.47012176	3.03695681	0.1082251

11	To suggest students regarding various problems of life	62.02079981	26.412468	8.41798989	2.14578056	1.0029614
12	Behaviors with student and emotional attachment	70.13908349	23.387768	5.23672416	0.76023392	0.4761905

Punctuality of Teacher



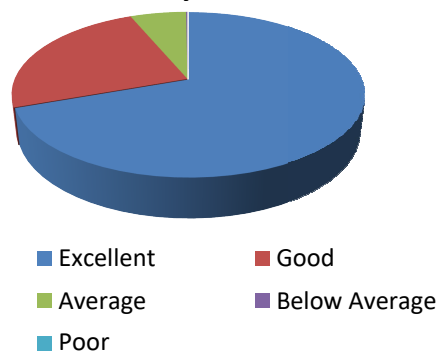
Regularity of teacher



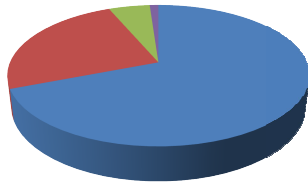
Subject knowledge



Expression of the subject and style

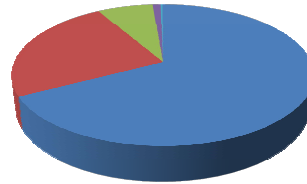


**Capability of maintaining discipline
in the class**



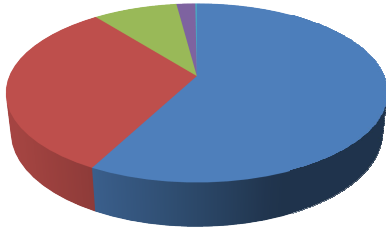
■ Excellent ■ Good
■ Average ■ Below Average
■ Poor

**Facilitating the students with
book ,notes, etc.**



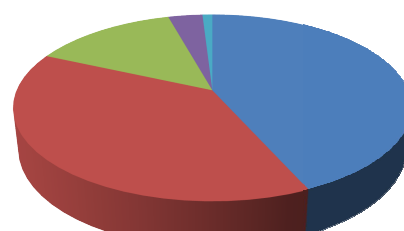
■ Excellent ■ Good
■ Average ■ Below Average
■ Poor

**Referring secondary resources like
Reference Book, Journals, website**



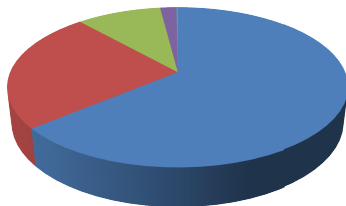
■ Excellent ■ Good
■ Average ■ Below Average
■ Poor

**Use of new technologies
(Projector, Laptop, etc)**



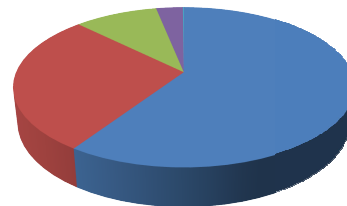
■ Excellent ■ Good
■ Average ■ Below Average
■ Poor

**Use of class
test,Presentation, Seminar,etc.**

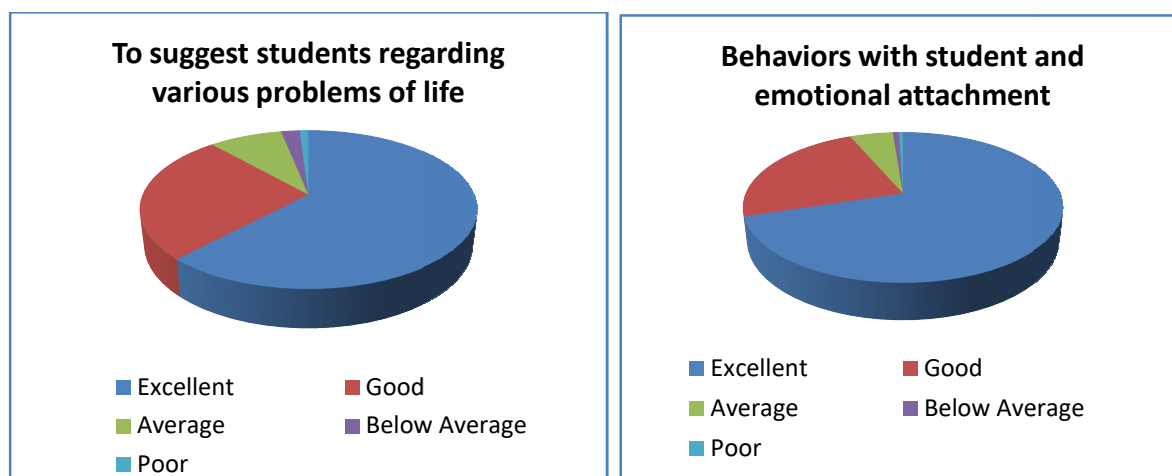


■ Excellent ■ Good
■ Average ■ Below Average
■ Poor

**Employment related suggestion
and guidance**



■ Excellent ■ Good
■ Average ■ Below Average
■ Poor



Student Feedback for College Facilities

We have collected feedback from our post graduate students and under graduate students. We have received total 195 student's feedback on college facility and analyzed as follows-

Qu · No.	Evaluation Point	Response in%				
		Excellent	Good	Average	Below Average	Poor
1	Discipline in the college	54.358974	30.769231	13.333333	1.538462	0
2	Drinking water facility in college	44.102564	30.769231	17.435897	4.102564	3.589744
3	Toilet facility	38.974359	36.410256	16.410256	5.641026	2.564103
4	Library	52.307692	29.74359	14.358974	3.076923	0.512821
5	Canteen	45.128205	34.871795	9.2307692	8.205128	2.564103
6	Parking Facility	55.897436	31.794872	5.6410256	5.641026	1.025641

7	Games and Sports	49.230769	31.282051	12.820513	3.589744	3.076923
8	Cultural Activity	49.230769	33.846154	9.7435897	2.564103	4.615385
9	Seating Arrangement in class	45.128205	34.871795	14.871795	3.589744	1.538462
10	Light /Fan	45.641026	33.846154	11.794872	6.666667	2.051282
11	Facility of new technology	35.897436	32.820513	18.974359	8.205128	4.102564
12	Fee counter facility	48.205128	37.948718	13.846154	0	0
13	NCC/NSS/Youth Red Cross	64.102564	22.051282	6.1538462	6.153846	1.538462
14	Girls Common Room	55.384615	29.74359	7.6923077	6.153846	1.025641
15	Cleanliness in college Campus	53.846154	30.769231	10.769231	4.102564	0.512821
16	Departmental Activities	46.666667	32.820513	12.820513	6.153846	1.538462
17	Educational Tour (Essay,discussion,debates,etc.)	43.589744	35.384615	12.307692	5.641026	3.076923
18	Ragging free Environment	71.282051	20	8.7179487	0	0
19	Sexual discrimination free environment	69.74359	19.487179	10.769231	0	0
20	Pollution free campus	57.435897	30.769231	8.2051282	2.564103	1.025641
21	Participation in social works (blood donation, PSC Coaching, etc.)	51.794872	29.230769	14.358974	3.589744	1.025641
22	Participation in public awareness rally/works	48.205128	35.897436	10.769231	3.589744	1.538462
23	Behavior of college staff with student	61.538462	30.25641	8.2051282	0	0

24	Availability of Complaint Box	47.179487	34.358974	11.282051	4.102564	3.076923
25	Availability of Suggestion Box	47.692308	29.74359	12.820513	5.128205	4.615385

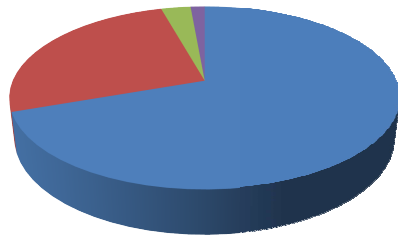
Student's Feedback regarding Curriculum-

The students are the most important stakeholder of Higher education system. The interest of participation of students at all levels both internal quality assurance and external quality assurance have played a central role.

We have collected feedback from our post graduate students. We have received (total 184 students) feedback on the syllabus of the various programmes designed by Pt.Ravishankar University Raipur and analyzed as follows-

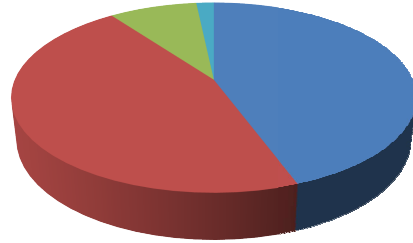
Qu. No.	Curriculum Evaluation Point	Response in%				
		Excellent	Good	Average	Below Average	Poor
1	Intensity of course material	69.149119	25.88371	2.911616	1.388889	0
2	Job oriented course	44.052778	45.2565	8.357386	0	1.66667
3	Course related to competitive exam	55.310273	32.57803	9.795843	1.136364	0.51282
4	Involvement of teacher and student in teaching and learning	70.710289	23.02203	5.184343	0.416667	0
5	Completion of course during academic session	53.341696	36.69574	7.603981	1.691919	0
6	Research oriented course	51.325565	35.2299	9.697061	1.691919	1.38889
7	Relevant and clarity of the course	56.456596	33.30237	7.786291	1.788073	0
8	Development of mental ability by the course	65.341653	27.17276	5.101753	1.717172	0
9	Total effect	54.984019	35.50242	7.18023	1.666667	0

Intensity of course material



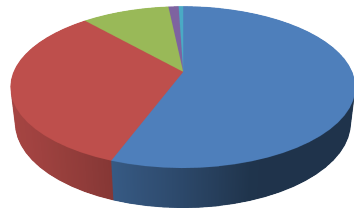
■ Excellent ■ Good
■ Average ■ Below Average
■ Poor

Job oriented course



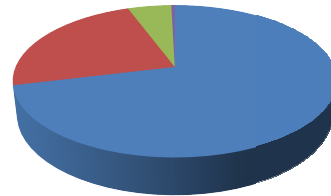
■ Excellent ■ Good
■ Average ■ Below Average
■ Poor

Course related to competitive exam



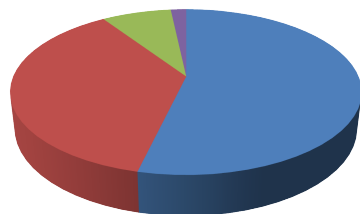
■ Excellent ■ Good
■ Average ■ Below Average
■ Poor

Involvement of teacher and student in teaching and learning



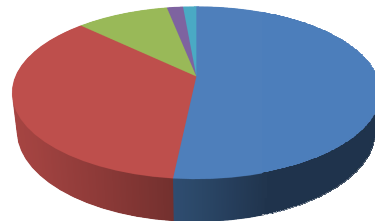
■ Excellent ■ Good
■ Average ■ Below Average
■ Poor

Completion of course during academic session

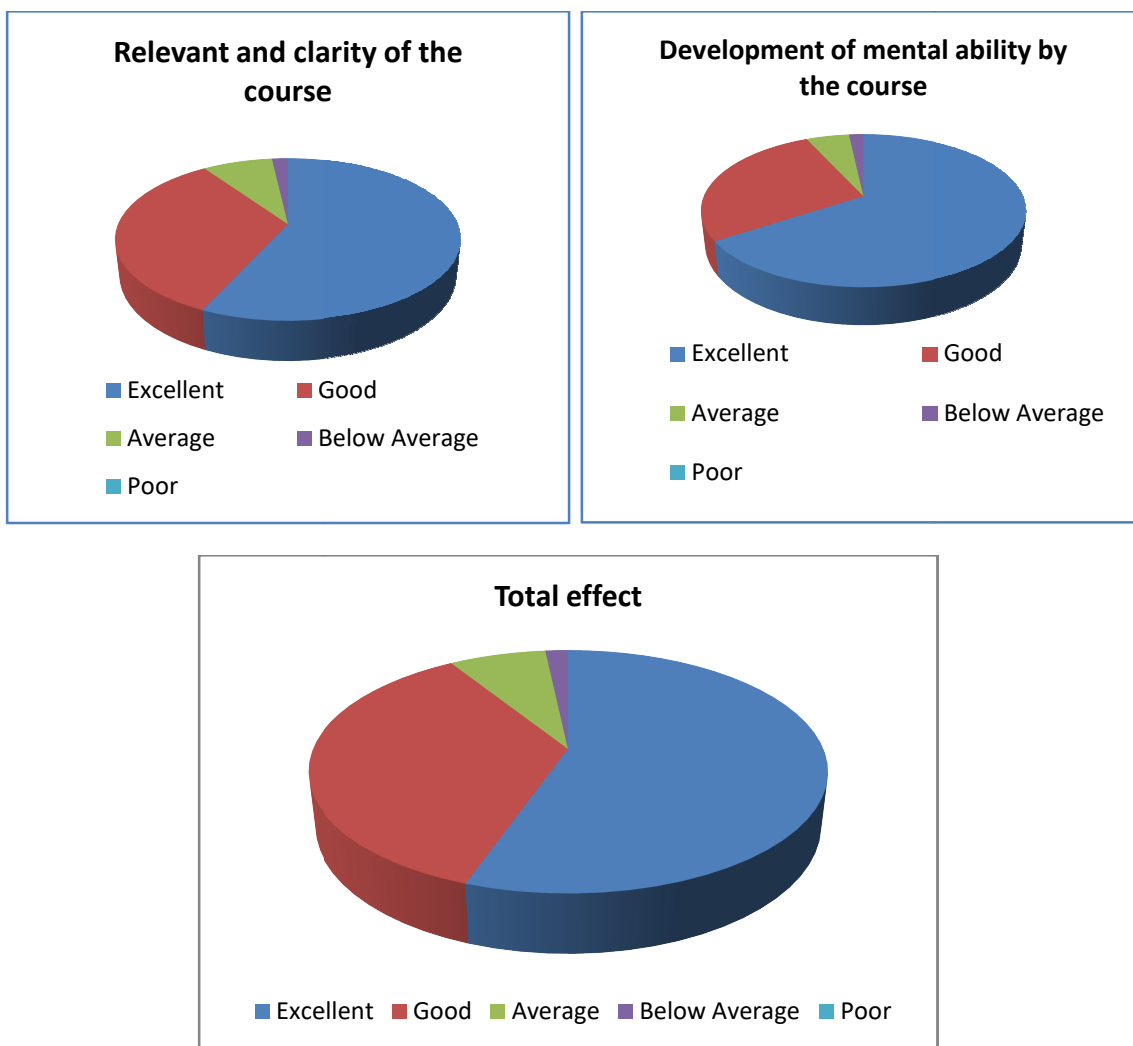


■ Excellent ■ Good
■ Average ■ Below Average
■ Poor

Research oriented course



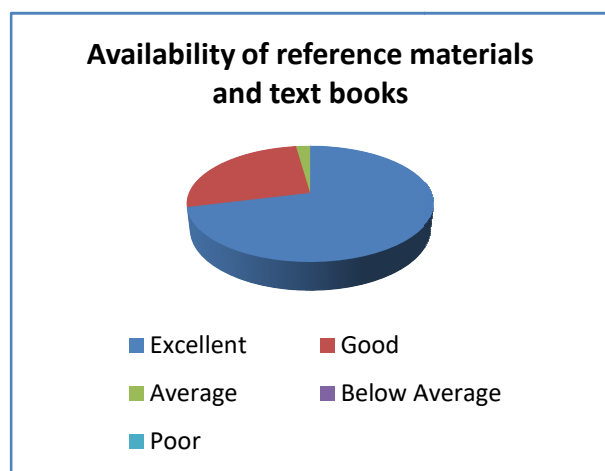
■ Excellent ■ Good
■ Average ■ Below Average
■ Poor



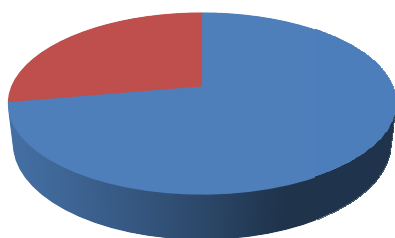
Teachers feedback for Curriculum

The college is affiliated to Pt. Ravishankar University, Raipur (C.G.) and follows the prescribed curriculum. We have collected feedback on curriculum from respective subject teachers regarding suggestion on improvement of the syllabus of PG Courses. We have received 42 teacher's feedback on the curriculum and analyzed as follows-

Qu. No.	Curriculum Evaluation Point	Response in%				
		Excellent	Good	Average	Below Average	Poor
1	Availability of reference materials and text books	71.111111	26.66667	2.22222	0	0
2	Qualitative and usefulness of running course	66.66667	31.11111	2.22222	0	0
3	Assessment of syllabus by students	72.22222	27.77778	0	0	0
4	Job oriented course	60.55556	31.66667	7.77778	0	0
5	Intensity of the course material	76.66667	18.88889	4.44444	0	0
6	Mutual cooperation between teacher and students in Teaching and Learning	71.11111	21.11111	7.77778	0	0
7	Inclusion of idealistic value in syllabus	66.66667	25.55556	7.77778	0	0
8	Inclusion of new methods / technologies in various courses	61.66667	29.44444	8.88889	0	0
9	Overall effect	69.44444	18.33333	12.2222	0	0

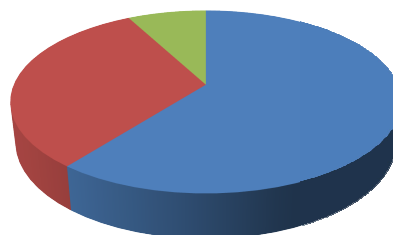


Assessment of syllabus by students



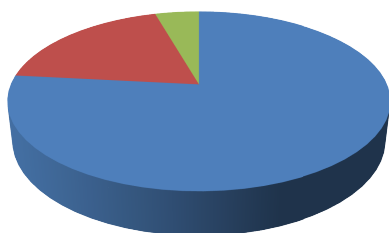
■ Excellent ■ Good
■ Average ■ Below Average
■ Poor

Job oriented course



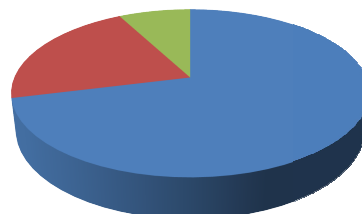
■ Excellent ■ Good
■ Average ■ Below Average
■ Poor

Intensity of the course material



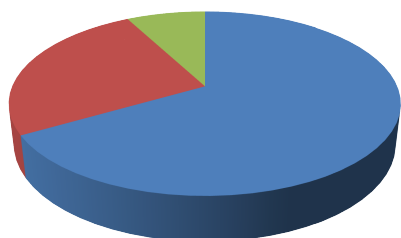
■ Excellent ■ Good
■ Average ■ Below Average
■ Poor

Mutual cooperation between teacher and students in Teaching and Learning



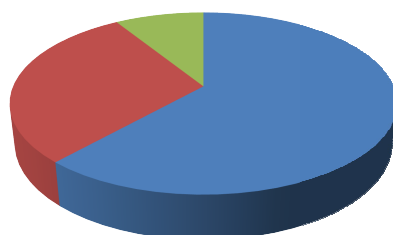
■ Excellent ■ Good
■ Average ■ Below Average
■ Poor

Inclusion of idealistic value in syllabus

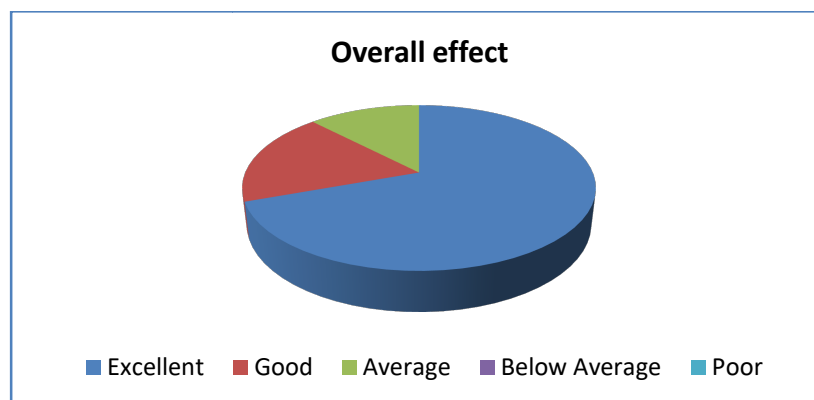


■ Excellent ■ Good
■ Average ■ Below Average
■ Poor

Inclusion of new methods / technologies in various courses



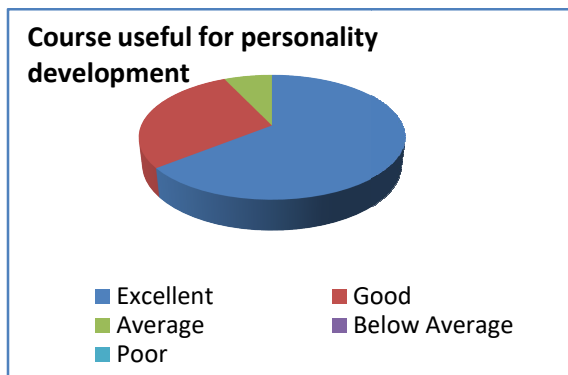
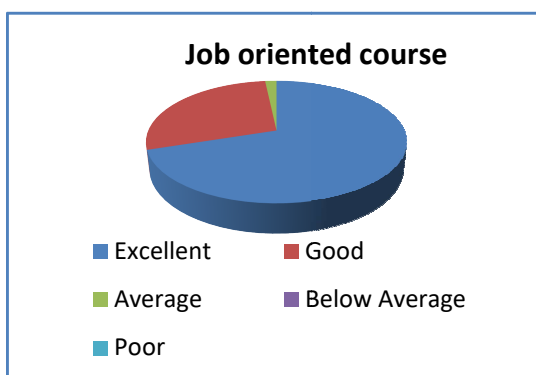
■ Excellent ■ Good
■ Average ■ Below Average
■ Poor



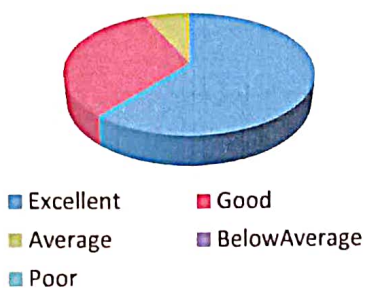
Parents Feedback for Syllabus by the Parents

The feedback from the parents collected on the syllabus of the various programmes .We have received total 171 parents feedback on the syllabus of the various programmes designed and analyzed as follows-

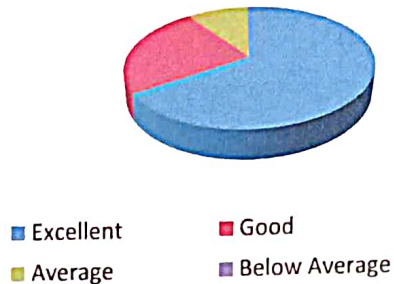
Qu. No.	Curriculum Evaluation Point	Response in%				
		Excellent	Good	Average	Below Average	Poor
1	Job oriented course	70.008081	28.303607	1.6883117	0	0
2	Course useful for personality development	64.254934	28.728083	7.016983	0	0
3	Development of mental ability by the course	60.847723	32.101328	7.0509491	0	0
4	Fulfillment of expectation by the course	66.133383	24.162674	9.2277526	0.47619	0



**Development of mental ability
by the course**



**Fulfillment of expectation
by the course**



(Signature)

(Dr. Chandrika Sahu)
In-Charge Feedback Committee
B.C.S.Govt.P.G.College,Dhamtari

(Signature)

Dr. Shreedevi Choubey
BCS Govt. P.G. College
In-Charge Principal
B.C.S.Govt.P.G.College,Dhamtari