






Learning outcome	SWBAT understand what action words are. SWBAT identify the different action words.
Materials Required	Lesson No: U1_GL3; Lesson Deck:  U1_GDK3 , Worksheet:  U1_GWS3 , Answer key:  Ak of U1_GWS3
NOTE	Slides have animations. Kindly rehearse before class and read the notes given below for all slides.
Slide 3	Start the class with a breathing exercise. Move to the Next Slide.
Slide 4 Slide 5 (Animation)	SAY: Alok asks Vidya if she remembers the story of the letters going on a picnic. Do you remember that story from the previous class? Note: Wait for children to respond. Click to see callouts. SAY: Very good! I am excited to see how much Vidya and Alok remember. Move to the Next Slide.
Slide 6 (Animation)	Read what's in the box to the children and click to reveal the picture. SAY: What can you see in the picture? Note: Wait for children to respond. Encourage multiple answers. ASK: What are Letters Ww, Uu, Dd and Zz doing? Note: Wait for children to respond. ASK: What is the Letter Oo doing on the swing? Note: Wait for children to respond. SAY: Very good! Let's move on to the story! (click for the story) Move to the Next Slide.
Slide 7	Read what's in the box to the children and click to reveal the picture.



(Animation)	<p>SAY: The letters are having so much fun!</p> <p>SAY: In this picture, what do you recall the letters Aa, Ee, Ii, Oo and Uu did?</p> <p>Note: Wait for children to respond.</p> <p>SAY: What was the letter Yy doing?</p> <p>Note: Wait for the children to respond. Encourage all the children to participate. Click for the text.</p> <p>Move to the Next Slide.</p>
Slide 8 (Animation)	<p>SAY: Where was the Letter Gg? Did you find the Letter Gg in the picture? Why not?</p> <p>Note: Wait for children to respond.</p> <p>Read what's in the box to the children and click to reveal the rest of the story.</p> <p>Move to the Next Slide.</p>
Slide 9 Slide 10 Slide 11 (Animation)	<p>SAY: Singing, dancing, looking, climbing- the letters performed so many actions on their day out! Can you name a few more that I have missed out?</p> <p>Note: Wait for children to respond. Encourage all the children to participate.</p> <p>SAY: Let's recap what the letters did at the picnic, with Alok and Vidya.</p> <p>Recap the actions the letters performed.</p> <p>SAY: What did you learn from the story?</p> <p>Note: Wait for children to respond. Encourage all the children to participate. Applaud correct responses.</p> <p>Move to the Next Slide.</p>
Slide 12 (Animation)	<p>Let's see what the rest of the story can tell us!</p>
Slide 13 (Animation)	<p>SAY: What a wonderful story! I hope you remembered what the letters were doing.</p>
Slide 14 (Animation)	<p>Read the definition of action words and the picture examples given.</p> <p>SAY: Can you tell me some other action words that you perform everyday? At home? In school? At your friend's house? How about when you go to the market?</p>



	Move to the Next Slide.
Slide 15 Slide 16 Slide 17 Slide 18	<p>Explain Ex.1 on Slide 10. SAY: Cut and paste the action word with the picture. You can do it along with the person sitting next to you.</p> <p>Move to the Next Slide.</p> <p>Explain Ex.2 on Slide 11 and Slide 12. SAY: Look at the example. Now do the rest of the exercise on your own.</p> <p>Move to the Next Slide.</p> <p>Explain Ex. 3 on Slide 13. SAY: Look at the example. Now do the rest of the exercise on your own.</p>
Slide 19 Homework	HW Ex. Explain how the homework exercise must be done.