



eVidyaloka

To Educate - Anywhere Anytime


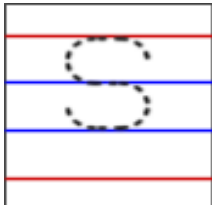


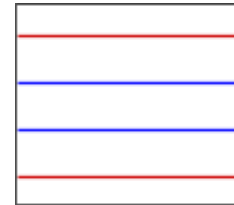


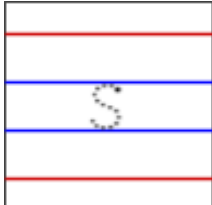


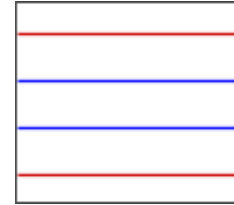
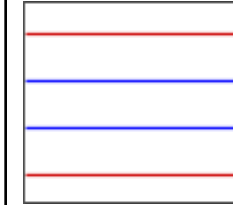

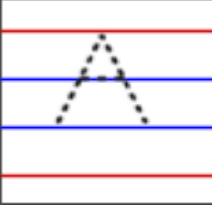





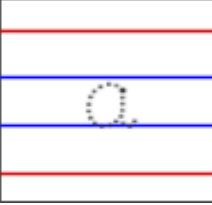




Date: _____ Worksheet No: _____

Name: _____

Class: _____

The Magic of Sounds-(WS-1.3)

Ex. 1: Trace and write the Capital and small letters Ss, Aa, Tt, Pp, Ii, and Nn:

S	 Samosa					
s	 samosa					
A	 Apple					
a	 apple					




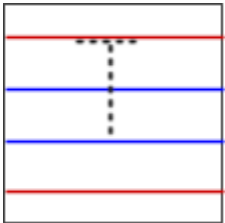
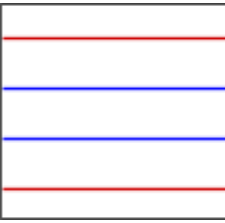










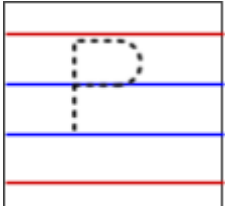





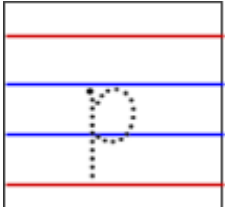




eVidyaloka

To Educate - Anywhere Anytime

Date: _____ Worksheet No: _____

Name: _____

Class: _____

T	 Top					
t	 top					
P	 Pan					
p	 pan					



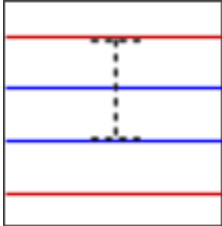

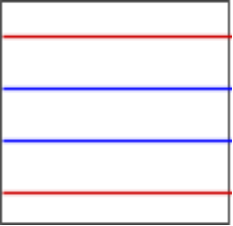



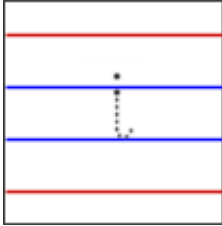

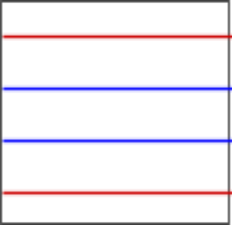




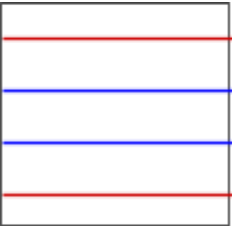



eVidyaloka

To Educate - Anywhere Anytime

Date: _____ Worksheet No: _____

Name: _____

Class: _____

I	 Igloo					
i	 igloo					
N	 Nose					
n	 nose					



eVidyaloka

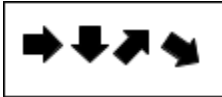
To Educate - Anywhere Anytime

Date: _____ Worksheet No: _____

Name: _____

Class: _____

Ex. 2: Find three-letter words using 'at' and connect with a line. Look at the word key below to find the words:



p	e	m	a	t	b	g	a	
a	e	s	f	m	a	a	a	
t	n	a	a	a	t	a	t	
	l	a	t	t	e	t	a	t
	a	g	e	g	n	h	t	t
	f	l	a	t	c	a	a	h
	t	p	h	e	h	r	t	a
	e	h	c	a	t	e	a	d



eVidyaloka

To Educate - Anywhere Anytime

Date: _____ Worksheet No: _____

Name: _____

Class: _____

Ex. 3.1: Let's read and answer the following questions:

Vidya: Come Alok, there is going to be a magic show in school today.

Alok: Hey, that is nice!

Vidya: Do you know who is going to perform the magic tricks/jaadu?

Alok: No!

Vidya: Jagga, the Jadugar!

Vidya, Alok, and Magic Potli are sitting in the front row and watching the magic show.

Jagga Jadugar: Hello children! Today I am going to show you the 'Magic of Sounds'.

1. Who else is watching the 'Magic of Sounds' with Alok and Vidya?

Ans.: _____ is watching the Magic of _____ with Alok and Vidya.

Ans.: _____



eVidyaloka

To Educate - Anywhere Anytime

Date: _____ Worksheet No: _____

Name: _____

Class: _____

Ex. 3.2: Let's read and answer the following questions:

Jagga Jadugar: Hmm, I'm hungry. Let's get something to eat out of this potli.

He pulls out Letter Aa.

Jagga Jadugar: Letter Aa says /a/, can anyone tell me what I can eat that starts with /a/?

Vidya: Apple!

Jagga Jadugar: Yes! Try more words with /a/.

Vidya: Ant! Astronaut!

Jagga Jadugar: Great!

2. What does Jagga Jadugar do, when he is feeling hungry?

Ans.: Jagga Jadugar _____ out Letter _____.

Ans.: _____

3. What can I eat that starts with /a/? (Tick the right answer)

a. apple

b. ant

c. astronaut

Ans.: _____



eVidyaloka

To Educate - Anywhere Anytime

Date: _____ Worksheet No: _____

Name: _____

Class: _____

4. Jagga Jadugar: Hmm, I'm hungry. Let's get something to eat out of this Potli. He pulls out Letter Aa. If you had a potli, What would you like to pull out of it? (You can write or draw a picture too to explain.)

<hr/> <hr/> <hr/> <hr/> <hr/>	
-------------------------------	--



eVidyaloka

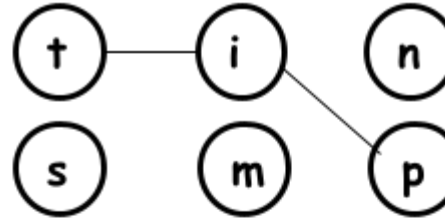
To Educate - Anywhere Anytime

Date: _____ Worksheet No: _____

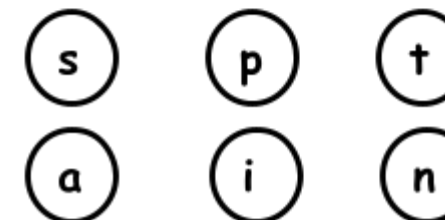
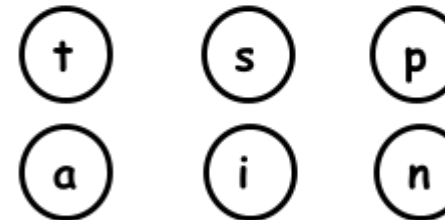
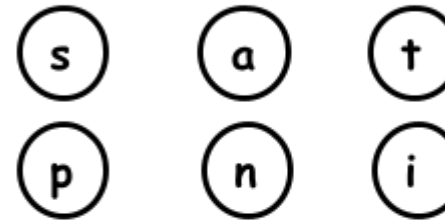
Name: _____

Class: _____

Ex. 4: Look at the pictures
and make words by joining
the correct letters:



tip

























Date: _____ Worksheet No: _____

Name: _____

Class: _____

HW Ex.: Write CVC three times:

<p>pit</p> 	<p>sip</p> 	<p>tan</p> 	<p>nap</p> 	<p>tin</p> 
				
				
				

HW Ex.: Trace and write the Capital and small letters Ss, Aa, Tt, Pp, Ii, and Nn:




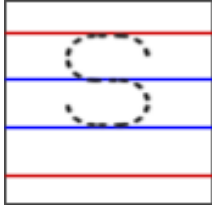





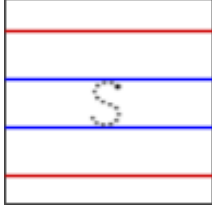





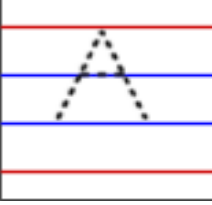





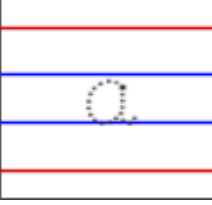




eVidyaloka

To Educate - Anywhere Anytime

Date: _____ Worksheet No: _____

Name: _____

Class: _____

S	 Samosa					
s	 samosa					
A	 Apple					
a	 apple					




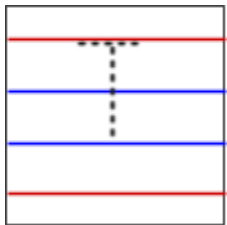





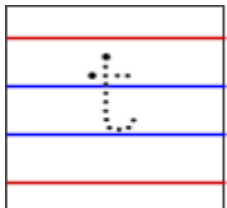





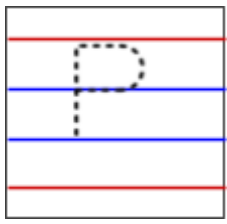





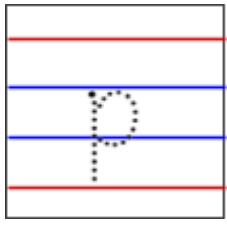




eVidyaloka

To Educate - Anywhere Anytime

Date: _____ Worksheet No: _____

Name: _____

Class: _____

T	 Top					
t	 top					
P	 Pan					
p	 pan					




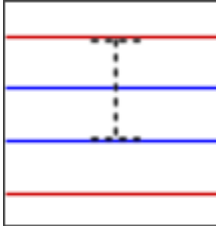
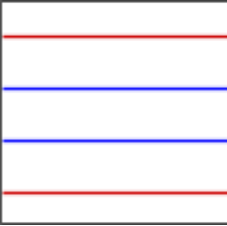
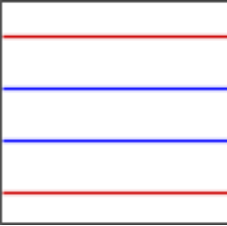


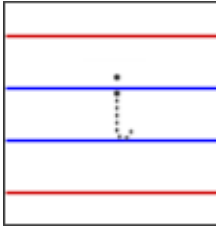





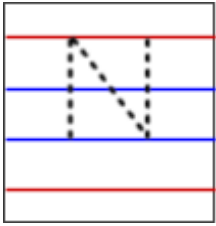




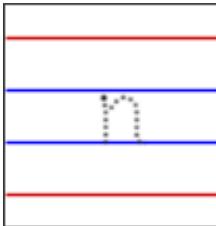




eVidyaloka

To Educate - Anywhere Anytime

Date: _____ Worksheet No: _____

Name: _____

Class: _____

I	 Igloo					
i	 igloo					
N	 Nose					
n	 nose					



eVidyaloka

To Educate - Anywhere Anytime

Date: _____ Worksheet No: _____

Name: _____

Class: _____

HW Ex.: Answer the following questions:

1. Who else is watching the 'Magic of Sounds' with Alok and Vidya?

Ans.: _____

2. What does Jagga Jadugar do, when he is feeling hungry?

Ans.: _____