

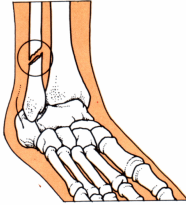






Lesson code	U3_LP1.2	
Lesson strand	Reading	
Learning Objective	<ol style="list-style-type: none"> 1. SWBAT choral read with the teacher. 2. SWBAT comprehend what they read by answer questions in the worksheets. 3. SWBAT identify beginning letters using the letter sets 	
Materials required	Lesson No: 7 Worksheet -U3_WS1.2 Deck - U3_DK1.2	
Component of LP	Teacher Action	Student Action
Breathing Exercise	SAY: Let's begin today's class with the breathing exercise <ol style="list-style-type: none"> 1. Close your eyes 2. Fold your hands 3. At the count of one breathe in 4. At the count of two breathe out (Repeat this 5 times) 	ESR: Yes (to follow the instructions)
Rules for the class	SAY: (Say this in the regional language and in English) Let us set these rules for our class. SAY: Rule no 1- Listen attentively SAY: Rule no 2- Repeat when the teacher asks you to repeat	ESR: Yes Answers may vary



<p>Recap and Hook</p>	<p>ASK: What did we learn in the previous class? SAY: Let's fix these sentences in the correct order. (Refer to worksheet, exercise 1) SAY: Today we are going to read the lesson again but before that we will learn the meanings of new words</p>	<p>ESR: Answers may vary</p>
<p>New words</p>	<p>Words:</p> <p>1. Sparkling  2. Sprinkled </p> <p>3. Fractured  4. Walking </p> <p>5. Mend </p> <p>Show the deck GIF images NOTE: Explain these words in the regional language. Have children repeat these words at least thrice.</p>	



	Have children do exercise 2 for more vocabulary words.	
Choral reading	<p>SAY: Now, let's read the lesson. Place your pointer finger on the first word in the textbook and move it accordingly. Now I will read, you will repeat after me.</p> <p>NOTE: Say the above in regional language as well as in English.</p> <p>NOTE: Refer to exercise 3.1. Read the paragraph. Have students repeat the same paragraph at least twice. Then have them answer the questions.</p> <p>NOTE: Refer to exercise 3.2 Read the paragraph. Have students repeat the same paragraph at least twice. Then have them answer the questions.</p> <p>NOTE: Refer to exercise 3.3. Read the paragraph. Have students repeat the same paragraph at least twice . Then have them answer the questions.</p> <p>NOTE: Refer to exercise 3.4. Read the paragraph. Have students repeat the same paragraph at least twice. Then have them answer the questions.</p> <p>NOTE: Have children do activities as mentioned in the deck.</p>	ESR: Answers may vary
Homework	1. Read the first paragraph of the story.	



eVidyaloka
To Educate - Anywhere Anytime

	2. Explain the HW activity to the students.	
--	---	--