



eVidyaloka

To Educate - Anywhere Anytime

**Worksheet No. 1**

**JHARKHAND STATE BOARD**

**AUTHOR: Sriram N C**

**DATE OF CREATION: 12.6.2021**

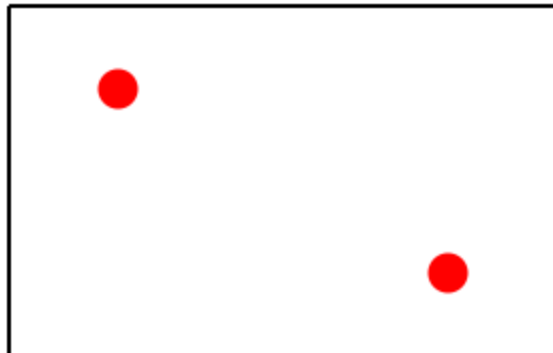
**CLASS: 7**

**SUBJECT: MATHS**

**LESSON: Introduction, Lines of Symmetry in Regular Polygons**

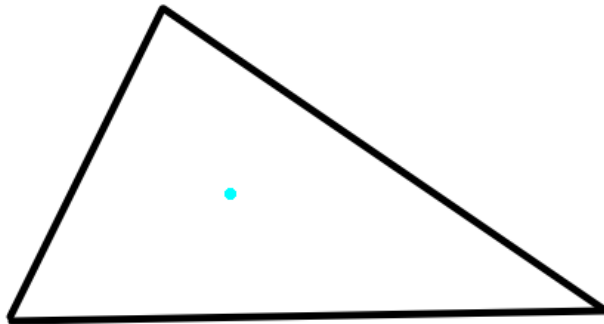
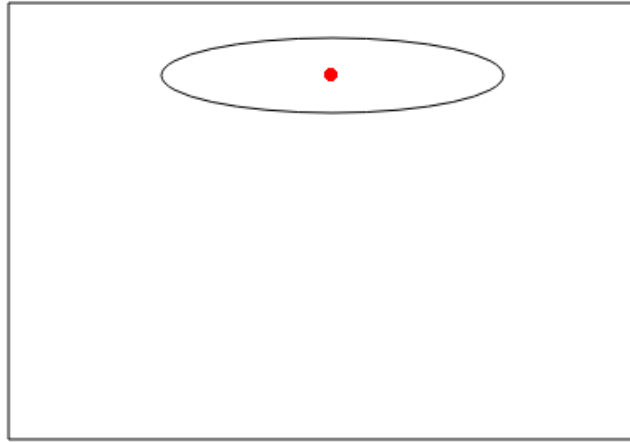
**TOPIC: Symmetry**

1. निम्नलिखित छेद की हुई आकृतियों की प्रतिलिपियाँ बनाकर (खींच कर) उनमें से प्रत्येक की सममित रेखाएँ ज्ञात कीजिए।



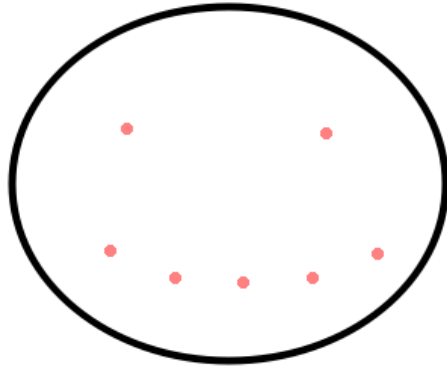


eVidyaloka  
To Educate - Anywhere Anytime



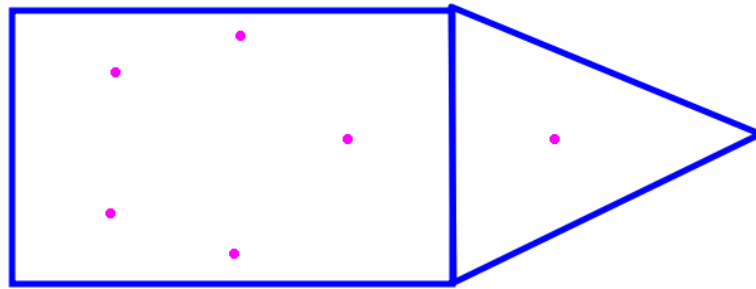



eVidyaloka  
To Educate - Anywhere Anytime





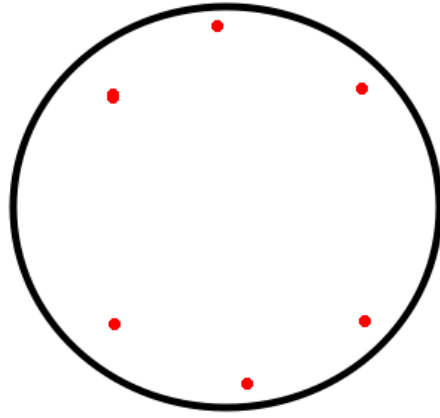
eVidyaloka  
To Educate - Anywhere Anytime



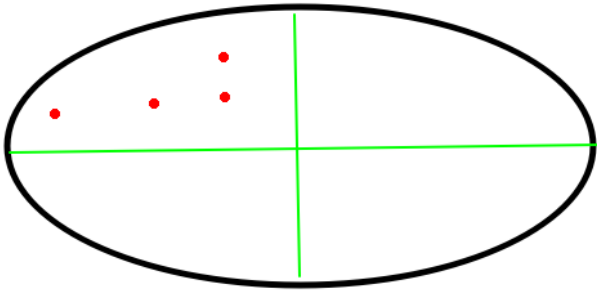


eVidyaloka

To Educate - Anywhere Anytime



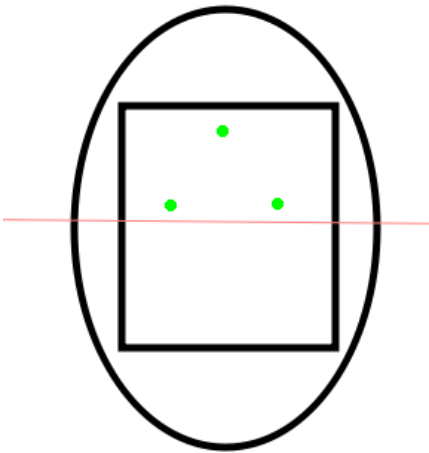
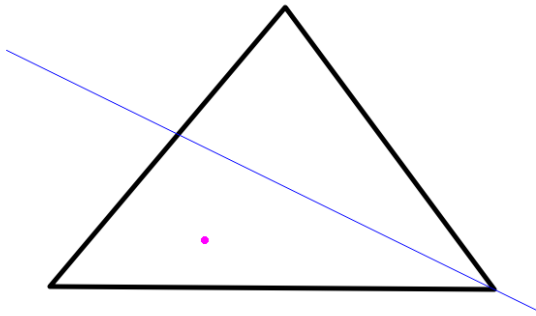
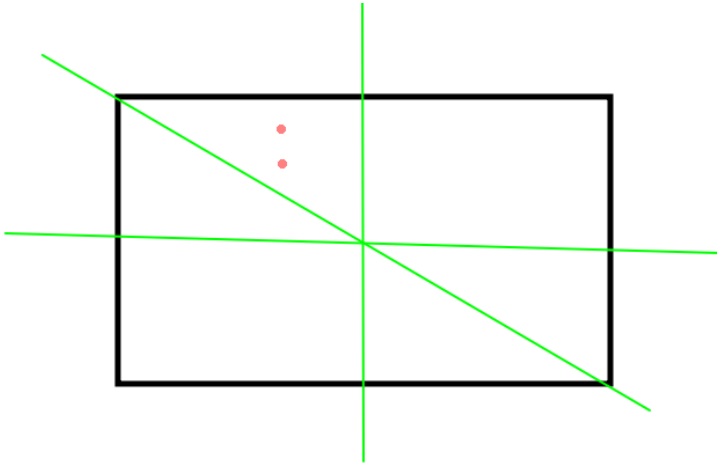
2. नीचे सममित रेखा (रेखाएँ) दी हुई हैं। अन्य छेद ज्ञात कीजिए।





eVidyaloka

To Educate - Anywhere Anytime





# eVidyaloka

To Educate - Anywhere Anytime

3. अपने घर या स्कूल से किसी भी पांच सममित वस्तुओं बताइए।

\_\_\_\_\_ , \_\_\_\_\_ , \_\_\_\_\_ , \_\_\_\_\_  
, \_\_\_\_\_

4. चतुर्भुज के सममित रेखाओं की संख्या बताइए- \_\_\_\_\_

5. वृत्त के सममित रेखाओं की संख्या बताइए- \_\_\_\_\_