



Worksheet No. 1

JHARKHAND STATE BOARD

AUTHOR: Neha Chaudhari

CLASS: 7

LESSON: Chapter 17, Practical Geometry

DATE OF CREATION: 18 June 2021

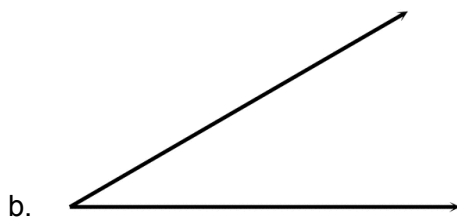
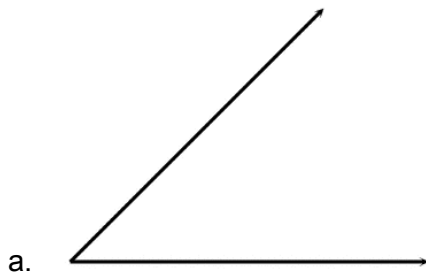
SUBJECT: Mathematics

TOPIC: Introduction

1. दी गई लंबाई की रेखा खींचिए ।

- a. 4 सेमी
- b. 7 सेमी
- c. 13 सेमी
- d. 10 सेमी

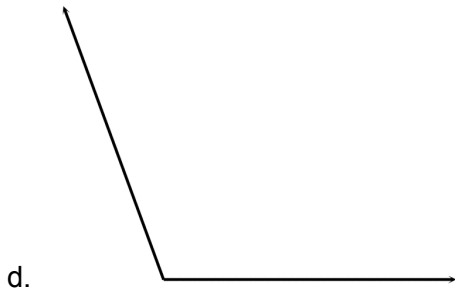
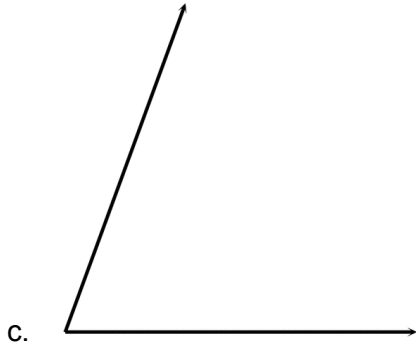
2. दिए गए कोण को मापें ।





eVidyaloka

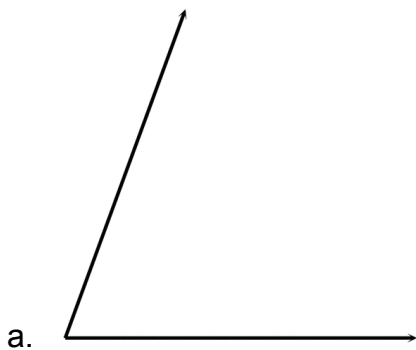
To Educate - Anywhere Anytime



3. दिए गए माप का कोण बनाएं ।

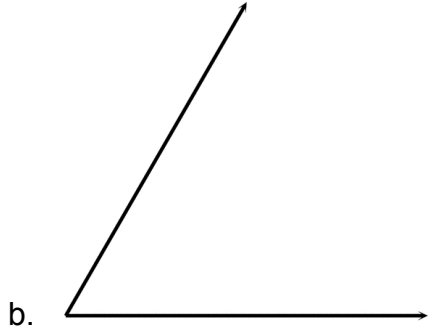
- a. 40°
- b. 75°
- c. 100°
- d. 150°

4. कोण समद्विभाजक की रचना कीजिए।





eVidyaloka
To Educate - Anywhere Anytime



5. दी गई त्रिज्या का वृत्त खींचिए।

- a. 3.5 सेमी
- b. 6 सेमी