






MBS INTERNATIONAL SCHOOL
SECTOR 11, DWARKA
ART INTEGRATION
CLASS V

S. NO.	Teacher Name	Subject	Topic	Scheduled Date	Time required	Purpose of the activity	Methodology	Material Required	Learning Outcomes	Criteria of Evaluation	Picture	Resources	Follow up (feedback by the teacher)
1	Ms. Subha Jamwal	ENGLISH	Pictorial representation of the poem A Swing Song	13.08.20	Two days	To think critically about the poem's meaning.	After the explanation of the poem ' A Swing Song 'by the teacher, students	A4 sheet and colours	The students were able to understand the viewpoint of the poet and represented	Creativity, neatness, originality		textbook	The students were told to send the drawing pdf in the given email id
2	अनु बाला / अनिता सेमवाल	HINDI	पाठ- 3 संज्ञा	17-Aug	तीन दिन	छात्र शब्दों व चित्रों के द्वारा संज्ञा के भेदों से अवगत होना।	संज्ञा के भेदों से संबंधित चित्रों का नाम सहित एक कोलाज तैयार	A4 शीट, संज्ञा से संबंधित चित्र, पेंसिल, रबड़	शब्दों और चित्रों द्वारा संज्ञा की पहचान कर पाना।	प्रस्तुतीकरण - 5 अंक विषय वस्तु - 5		पुस्तक : हिंदी व्याकरण	छात्र अपनी गतिविधि की तस्वीर खींचकर नीचे दी गई ई- मेल पर मेल
3	Ms Neetu	SCIENCE	Ch-2 Food and Health - Vegetable Painting	VA &B - 24.08.2020 V C - 25.08.2020	3 DAYS	To enable the students to understand the importance of vegetables in their diet. To	With the help of a vegetable and poster colour students will create a painting	A4/A3 sheet, Colours, Vegetable(ladyfinger,potato,bitterguard)	Students will be able to create a piece of artwork using different patterns with	Creativity Artistry Utilization of raw ingredients		Textbook .google	Teacher will ask the students to send the pictures of their artwork on the given email:
4	Ms. Priyanka	SOCIAL SCIENCE	Time line	24-Aug-20	5 days	Students will be able to interpret timelines and will be able to relate information on a timeline to historical events.	With the help of pictures on an A3 sheet students will present the time line between 1857 to 1947	A3 sheet, pictures, scale, fevicol, markers sketchpens.	Students will be able to learn the sequence of movements and events which took place between 1857-1947	Presentation-5 marks ,Creativity-5 marks		Text book google	Students will click pictures and mail them atsocialscience5.mbs@gmail.com
5	Bharti Gaur Jasneet Kakkar	MATHEMATIC S	Geometry	Aug. 21, 2020	3 days	To understand patterns using geometry.	Students will make four 4x4 grids with 16 squares. Then they will follow the instructions	A 4 Sheet, ruler, pencil , colouring materials	students will recall basic shapes and measuring / drawing lines using ruler	Presentation-5 marks , Creativity-5 marks		Textbook	Students will click pictures and mail them at mathematics5.mbs@gmail.com
6	Ms. Jyoti Verma	FRENCH	Greetings in French- Book Mark	V A&B-24-8-2020 V C - 24-8-2020	1 WEEK	Students will learn how to use greetings in French language	By using French greetings ,prepare a	Colours,A3/A4 sheet	Students will use the greetings in French language	Neatness,Creativity		Textbook .google	Teacher will ask the students to send the pictures of their
7	Ms. Anu Bala	SANSKRIT	पशु - पक्षियों का कोलाज	21/08/2020	एक सप्ताह	* छात्रों को पशु - पक्षियों के बारे में जानकारी देना व संस्कृत	छात्र चित्रों को सहायता से कोलाज बनाकर उनका नाम	*पशु - पक्षियों के चित्र * ए- 4 साइज़ शीट	* छात्रों को पशु - पक्षियों के बारे में जानकारी प्राप्त होगी और	चित्र प्रस्तुतीकरण -5 अंक विषयवस्तु - 5 अंक		* पुरानी पुस्तकें और इंटरनेट	छात्र अपनी गतिविधि की तस्वीर खींचकर नीचे दी गई ई-
8	Ms. Sakshi	GERMAN	Greetings Chart (Begrüßungen)	Aug 21,2020	1 week	Students will learn how to use greetings in German	Students will make Greetings chart along with pictures	Colours, A3 size sheet	Students will learn how to use basic German	Neatness,Creativity		Videos from CC & Google	Teacher will ask different greetings in German during

6	Ms. Jyoti Khatter	Computer	Power Point Presentation	Aug 31, 2020	1 day	Students will be able to know the different options of Power Point	Students will create a power point presentation on the topic "World after	Software (Power Point)	Students will learn how to create PPT	Presentation of Content:-5 Animation-5	 PowerPoint	Computer	Students will save their PPT and mail them at compscience5.mbs@email.com
---	-------------------	----------	--------------------------	--------------	-------	--	---	------------------------	---------------------------------------	--	--	----------	--