

**St. Mary's School, Dwarka**  
**Practice Worksheet (December)**  
**Class I**  
**Subject: English**

Name: \_\_\_\_\_ Sec: \_\_\_\_\_ Date: \_\_\_\_\_ Roll No. \_\_\_\_\_

Topic: L- 12, Flying with Father

Use of has/have

**1. Read the passage and answer the questions that follow.**

It was a lovely morning. John took his little dog, Wippy with him for a walk. He went to the park and saw people jogging and walking on the wet grass. He also started walking bare-foot on the wet green grass. The dewdrops shining on the grass looked like pearls. John looked up and saw the sun rising. It looked like a big orange coloured football. The birds were chirping and the little Wimpy rolled merrily on the wet green grass.

a) What did the dewdrops look like?

\_\_\_\_\_

b) Where were John and Wippy going?

\_\_\_\_\_

c) What was little Wippy doing?

\_\_\_\_\_

d) Find the two describing words from the passage.

i) \_\_\_\_\_

ii) \_\_\_\_\_

**2. Answer the following questions:-**

a) What is a cockpit?

\_\_\_\_\_

b) Where are Anya and her family going?

\_\_\_\_\_

c) Who was waiting at the airport?

\_\_\_\_\_

**3. Fill in the blanks with has or have.**

a) I \_\_\_\_\_ a pet dog.

b) You \_\_\_\_\_ many toys.

c) A butterfly \_\_\_\_\_ wings.

d) We \_\_\_\_\_ many friends in our school.

e) Lily \_\_\_\_\_ black hair.

f) She \_\_\_\_\_ a toy aeroplane.

**4. Rewrite the incorrect sentences correctly.**

a) This garden have many flowers.

\_\_\_\_\_

b) My coat have three buttons

\_\_\_\_\_

c) I has two brothers.

\_\_\_\_\_

d) You has a lovely smile.

\_\_\_\_\_

**5. Describe the scene with the help of the hints given below.**

Christmas    decorate    family    gifts    love    celebrate



\_\_\_\_\_

\_\_\_\_\_

\_\_\_\_\_

\_\_\_\_\_

\_\_\_\_\_

**St. Mary's School, Dwarka**  
**Practice Worksheet (December)**

**Subject: Hindi**

**Class: I**

Name: \_\_\_\_\_ Sec: \_\_\_\_\_ Date: \_\_\_\_\_ Roll No. \_\_\_\_\_

पाठ:- अँ की मात्रा

दो व्यंजन साथ-साथ

**1. गद्यांश को पढ़कर प्रश्नों के उत्तर दीजिए—**

चिटू और पिटू दो भाई थे। दोनों ने पशु पक्षी पाले हुए थे। एक दिन उनके माता-पिता घर पर नहीं थे, वे दोनों अकेले थे। उन्होंने सभी पशु-पक्षियों के पिंजरे खोल दिए। चिड़िया और चिड़ा उड़ गए। खरगोश और कबूतर कमरे में घूमने लगे। ऐसा लगा मानो बहार आ गई हो। सब खुश थे।

क) दोनों भाइयों के नाम क्या थे?

\_\_\_\_\_

\_\_\_\_\_

ख) कौन घर पर नहीं थे?

\_\_\_\_\_

\_\_\_\_\_

ग) दिए गए शब्द से वाक्य बनाइए—

पक्षी — \_\_\_\_\_

माता — \_\_\_\_\_

**2. दिए गए प्रश्नों के उत्तर दीजिए—**

क) सब पेड़ की छाँव में क्या बजाएँगे?

\_\_\_\_\_

ख) कल मा कहाँ जाएँगी?

\_\_\_\_\_

**3. दिए गए व्यंजनों से शब्द बनाइए—**







क) त्त — \_\_\_\_\_

ख) इड — \_\_\_\_\_

ग) क्क — \_\_\_\_\_

घ) र्स्स — \_\_\_\_\_

4. चित्र पहचानिए —

क)		_____	ख)		_____
ग)		_____	घ)		_____
ङ)		_____	च)		_____

5. दिए गए वाक्यों को पूरा कीजिए —

- क) मेरा नाम \_\_\_\_\_ है।
- ख) मैं पहली \_\_\_\_\_ में पढ़ता हूँ।
- ग) मेरे स्कूल का नाम \_\_\_\_\_ है।
- घ) मेरे परिवार में \_\_\_\_\_ सदस्य है।
- ङ) मैं \_\_\_\_\_ में रहता हूँ।

6. अक्षरों को मिलाकर शब्द बनाइए —

- क) ब + I + ँ + स + ु + र + ी — \_\_\_\_\_
- ख) च + I + ँ + द — \_\_\_\_\_
- ग) प + I + ँ + व — \_\_\_\_\_
- घ) अ + I + ँ + व + ल + I — \_\_\_\_\_
- ङ) ब + ू + ँ + द — \_\_\_\_\_

**St. Mary's School, Dwarka**  
**Practice worksheet (December)**  
**Subject: Mathematics**  
**Class: I**

**Topic: L-6, Shapes**  
**L-12, Time**

Name: \_\_\_\_\_ Sec: \_\_\_\_\_ Date: \_\_\_\_\_ Roll No. \_\_\_\_\_

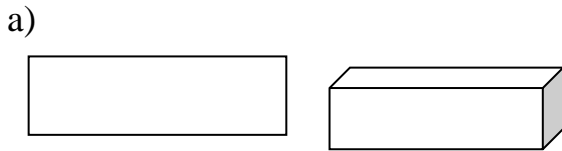
**1. Fill in the blanks.**

- a) Wednesday comes before \_\_\_\_\_.
- b) Sunday comes after \_\_\_\_\_.
- c) Friday comes between \_\_\_\_\_ and \_\_\_\_\_.
- d) \_\_\_\_\_ comes between Sunday and Tuesday.

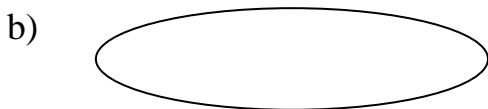
**2. Write the names of the months in a year.**

- |          |          |
|----------|----------|
| a) _____ | g) _____ |
| b) _____ | h) _____ |
| c) _____ | i) _____ |
| d) _____ | j) _____ |
| e) _____ | k) _____ |
| f) _____ | l) _____ |

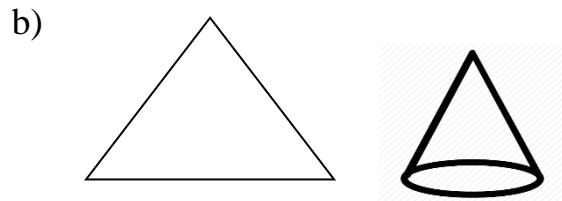
**Q 3. Name the following shapes.**




\_\_\_\_\_



\_\_\_\_\_



\_\_\_\_\_



\_\_\_\_\_

**Q4. Read the clock and write the time.**



a)

\_\_\_\_\_ O'clock



b)

\_\_\_\_\_ O'clock

**Q3. Name the following solid shapes.**




a)

\_\_\_\_\_



b)

\_\_\_\_\_



c)

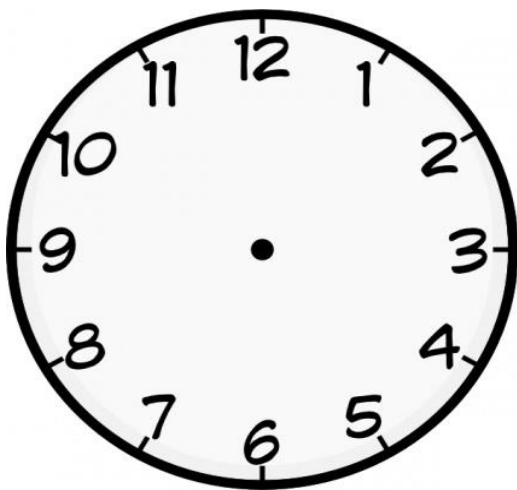
\_\_\_\_\_



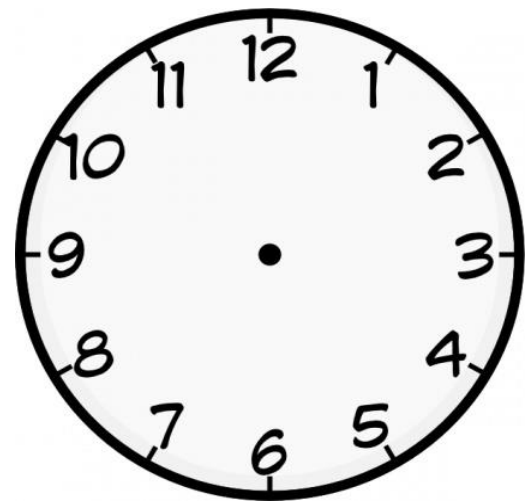
d)

\_\_\_\_\_

**Q5. Draw the hands on the clock to show the correct time.**



a) 11 O'clock



b) 5 O'clock