

<p>कोल इण्डिया लिमिटेड महारत्न कंपनी 3 तल्ला, कोर-2 प्रेमिसेस-04-एमआर, प्लॉट-ए एफ-III, एक्शन एरिया, न्यूटाउन, रजरहट, कोलकाता-700156 फोन 033-23246526, फैक्स-033-23246510 ई मेल: <a href="mailto:mviswanathan2.cil@coalindia.in">mviswanathan2.cil@coalindia.in</a> वेबसाइट: <a href="http://www.coalindia.in">www.coalindia.in</a></p>		<p><b>Coal India Limited</b> <b>A Maharatna Company</b> <b>(A Govt. of India Enterprise)</b> 3rd floor, Core-2 Premises no-04-MAR, Plot no-AF-III, Action Area- 1A, Newtown, Rajarhat, Kolkata-700156 PHONE; 033-2324-6526, FAX; 033-23246510 E-MAIL: <a href="mailto:mviswanathan2.cil@coalindia.in">mviswanathan2.cil@coalindia.in</a> WEBSITE: <a href="http://www.coalindia.in">www.coalindia.in</a> CIN- L23109WB1973GOI028844</p>
--	---	---

Ref.No.CIL:XI(D):04156/4157:2018: :

Dated:03.09.2018

To,  
Listing Department,  
Bombay Stock Exchange Limited,  
14<sup>th</sup> Floor, P.J.Towers,  
Dalal Street,  
Mumbai – 400 001  
Ref. : Scrip Code 533278

To,  
Listing Department,  
National Stock Exchange of India Limited,  
Exchange Plaza,  
Bandra Kurla Complex,  
Bandra (E),  
Mumbai – 400 051.  
Ref: ISIN – INE522F01014

**Sub:- Corrigendum to Annual Report & Accounts 2017-18.**

Dear Sir,

Further to our letter dated 10.08.2018, there were certain printing errors in Annual Report 2017-18 sent to shareholders. Hence we are enclosing corrigendum to Annual Report & Accounts 2017-18 for general information of Shareholders.

This is for your information and records as per Regulation 30 of SEBI LODR' 2015.

Yours faithfully,

*M. Viswanathan*  
3/9/18

(M.Viswanathan/एम.विस्वनाथन)

Company Secretary/कंपनी सचिव  
& Compliance Officer/कम्प्लायंस ऑफिसर

**Encl:As above**

**Corrigendum:-**

1. In *Chairman's Statement*, Page No. 8, Point No. 2 Notable Achievements of 2017-18 , Sub Para-6 should be corrected as follow:-

Originally Written	Corrections to be made
Commissioned two long pending, major rail infrastructure projects, Tori- Balumath section (in Tori- Shivpur division under jurisdiction of CCL) and Jharsuguda- Barpali- Dardega section (under jurisdiction of MCL) which were built on <u>coal</u> deposit basis and are now operational.	Commissioned two long pending, major rail infrastructure projects, Tori- Balumath section (in Tori- Shivpur division under jurisdiction of CCL) and Jharsuguda- Barpali- Dardega section (under jurisdiction of MCL) which were built on deposit basis and are now operational.

2. In *Chairman's Statement*, Page No. 9, Point No.4- Strategies for growth –sub point no 1 should read as follow

Originally Written	Corrections to be made
11 coal blocks have been allotted to Eastern Coalfields Limited, Bharat Coking Coal Limited, <u>Central Coalfields Limited</u> and Western Coalfields Limited put together. These new blocks will help these subsidiaries to produce more than 100 Million Tonnes of coal per annum in near future.	11 coal blocks have been allotted to Eastern Coalfields Limited, Bharat Coking Coal Limited and Western Coalfields Limited put together. These new blocks will help these subsidiaries to produce more than 100 Million Tonnes of coal per annum in near future.

3. In *Chairman's Statement*, Page No. 9 and 48, under heading – ‘to be taken up by Railways(4 nos)’ should be read as under:

Originally Written	Corrections to be made
1. Third line Barkakana-Barwadih-Garhwa Road	1. Third line Barkakana-Barwadih-Garhwa Road
2. Fourth line Jharsuguda to Bilaspur	2. DFC- Dadri to Sonenagar & extension upto Koderma
3. DFC- Dadri to Sonenagar & extension upto Koderma	3. Third and fourth lines from Talcher to Budhapunk (10 km)
4. Third and fourth lines from Talcher to Budhapunk (10 km) & Third line from Budhapunk to Rajatgarh (62 km)	4. Third line from Budhapunk to Rajatgarh (62 km)

- 4) In Page No.37, the heading should read as under:

**GLIMPSES OF 43<sup>rd</sup> AGM HELD ON 14.09.2017 instead of 44<sup>th</sup> .**

5. In the **pg no.40** “ The above mentioned figure also includes the actuarial impact of Rs. 7384.37 cr. due to increase in ceiling of gratuity ceiling from Rs. 10 Lakh to Rs. 20 Lakh w.e.f. 29.03.2018.” is to be replaced by **“The above mentioned figure also includes impact of Rs. 7384.37 cr. due to increase in ceiling of gratuity ceiling from Rs. 10 Lakh to Rs. 20 Lakh w.e.f. 29.03.2018.”**

- 6) In Page No. 41, Point No. 2.3, Para to be replaced with:

*M Ke*

There are no comments issued by the office of the C&AG either on Standalone or Consolidated Financial Statements of the company for the year 2017-18 on supplementary audit conducted under section 143(6)(a) [and also read with Sec 129(4)] of the Companies Act, 2013. The comments on supplementary audit of Standalone and Consolidated Financial Statements are enclosed as Annexure 3 and Annexure 4 respectively.

- 7) In Page No. 44, in table for- "The performance summary of Tranche I, II & III of auctions is as under" Figure corresponding to the *Others (coking)* and below the *Tranche-II, Quantity booked (MTPA)* should be read as 0.03 instead of 0.04.
- 8) In Page No. 84, Annexure 1, "Pre-tax Profit of CIL & subsidiaries for 2017-18 vis-à-vis 2016-17", following are the corrections:-

(₹ in crore)

Company	2017-18	2016-17	Increase/(Decrease)
Less: Dividend from Subsidiaries	8853.18	10429.51	(1576.33)
Less : Share in JV's/ Associates & discontinued operations Profit/(Loss)	(0.44)	1.77	(2.21)

- 9) In Page No. 85, Annexure 1A, "Pre-tax Profit of CIL & subsidiaries without considering the impact of pay revision and impact of increase in Gratuity Ceiling Limit for 2017-18 vis-à-vis 2016-17", following are the corrections:-

(₹ in crore)

Company	2017-18					2016-17				Increase / (Decrease)
	PBT as per annual accounts	Non-Executive Pay Revision	Executive Pay Revision	Actuarial Impact of Increase in Gratuity Ceiling Limit	2017-18	PBT as per annual accounts	Non-Executive Pay Revision	Executive Pay Revision	2016-17	
CMPDIL	120.82	20.81	47.97	68.61	258.21	64.58	19.04	5.03	88.65	169.56
<b>Sub Total</b>	<b>10726.44</b>	<b>2849.62</b>	<b>899.14</b>	<b>7384.37</b>	<b>21859.57</b>	<b>14446.33</b>	<b>2101.39</b>	<b>95.10</b>	<b>16642.82</b>	<b>5216.75</b>

- 10) In Page No. 175, In Sub-Point No. a. **Shareholding pattern as on 31<sup>st</sup> March, 2018, The Corrections are:-**

A). Headings:- 'Category', 'No. of Shareholders', 'Total no. of shares', '% of Equity' should be considered at the top in the table.

B).

Category	No. of Shareholders	Total no. of shares	% of Equity
GOVERNMENT OF INDIA	1	4875671716	78.546
INSURANCE COMPANIES	24	566266802	9.1224

- 11) In Page No. 175, In Sub-Point No. b. 'Top Ten shareholders as on 31st March' 2018', the correction is:-

M

SL NO	NAME/JOINT NAME(S)	HOLDING	% TO EQT
1	PRESIDENT OF INDIA	4875671716	78.55

**12) In Page No. 209-Point No. XV Total Comprehensive Income for the Year**

(XIV+XV) to be replaced with (XIII+XIV)

**13) In Page No. 250:**

In last line of table, the word “effecive income tax rate:” should read as “effective income tax rate(%)”.

**14) In Page No. 261:**

“Figure of ₹0.17 crore in last column of Other Deposits (Note 9-Other Financial Assets) to be read as ₹0.01 crore.”

**15) In Page No. 266:**

In Reconciliation of equity as on 31.03.2017, “Increase in the profits for FY 2016-17 for expenses relating to FY 2016-17 (refer above table)” to be replaced with “**Decrease** in the profits for FY 2016-17 for expenses relating to FY 2016-17 (refer above table)”

**16) In Page No. 299:**

In foot note no. 5, figure of ₹765.31 crore to be read as ₹676.40 crore.

**17) In Page No. 318:**

In foot note of Note 36, the reference to Deferred tax to be changed to 38(6)(e) from 38(6)(f).

*M/K*

<p>कोल इण्डिया लिमिटेड महारत्न कंपनी 3 तल्ला, कोर-2 प्रेमिसेस-04-एमआर, प्लॉट-ए एफ-III, एक्शन एरिया, न्यूटाउन, रजरहट, कोलकाता-700156 फोन 033-23286426, फैक्स-033-23286410 ई मेल: <a href="mailto:mviswanathan2.cil@coalindia.in">mviswanathan2.cil@coalindia.in</a> वेबसाइट: <a href="http://www.coalindia.in">www.coalindia.in</a></p>		<p><b>Coal India Limited</b> <b>A Maharatna Company</b> <b>(A Govt. of India Enterprise)</b> 3rd floor, Core-2 Premises no-04-MAR, Plot no-AF-III, Action Area- 1A, Newtown, Rajarhat, Kolkata-700156 PHONE; 033-2324-6526, FAX; 033-23246510 E-MAIL: <a href="mailto:mviswanathan2.cil@coalindia.in">mviswanathan2.cil@coalindia.in</a> WEBSITE: <a href="http://www.coalindia.in">www.coalindia.in</a> CIN- <a href="http://www.coalindia.in">L23109WB1973GOI028844</a></p>
--	---	---

Ref.No.CIL:XI(D):04156/4157:2018: :

Dated:28.09.2018

To,  
Listing Department,  
Bombay Stock Exchange Limited,  
14<sup>th</sup> Floor, P.J.Towers,  
Dalal Street,  
Mumbai – 400 001  
Ref. : Scrip Code 533278

To,  
Listing Department,  
National Stock Exchange of India Limited,  
Exchange Plaza,  
Bandra Kurla Complex,  
Bandra (E),  
Mumbai – 400 051.  
Ref: ISIN – INE522F01014

**Sub:Annual Report & Accounts for the year 2017-18.**

Dear Sir,

In terms of Regulations 34 of the LODR 2015, we are enclosing Annual Report & Accounts 2017-18 of Coal India Limited. The report has been approved and adopted in the Annual General Meeting held on 12<sup>th</sup> September' 2018 as per the provisions of the Companies Act, 2013.

This is for your information and records please.

Yours faithfully,

*M Viswanathan*  
28/9/18

(M.Viswanathan/एम.विस्वनाथन)

Company Secretary/कंपनी सचिव  
& Compliance Officer/कम्प्लायंस ऑफिसर

**Encl:As above**



**COAL INDIA LIMITED**

**A Maharatna Company**

**CIN: L23109WB1973GOI028844**

Registered office-Coal Bhawan, Premises No-04 MAR, Plot No-AF-III,

Action Area-1A, New town, Rajarhat, Kolkata-700156

Tel No-033-23245555, Fax No-033-23246510

Email-complianceofficer.cil@coalindia.in, Website: www.coalindia.in

**NOTICE**

**Dated: 10<sup>th</sup> July'2018**

**Notice of Forty-Fourth Annual General Meeting of Coal India Limited**

NOTICE is hereby given to the members of Coal India Limited that the Forty-fourth Annual General Meeting of the Company will be held on **Wednesday, the 12<sup>th</sup> September' 2018 at 10.30 A.M** at Science City, Main Auditorium, JBS Haldane Avenue, Kolkata -700046 to transact the following businesses:

**ORDINARY BUSINESS:**

1. To receive, consider and adopt:
  - a. the Standalone Audited Financial Statements of the Company for the financial year ended March 31, 2018 including the Audited Balance Sheet as at March 31, 2018 and Statement of Profit & Loss for the year ended on that date and the Reports of the Board of Directors, Statutory Auditor and Comptroller and Auditor General of India thereon.
  - b. the Consolidated Audited Financial Statements of the Company for the financial year ended March 31, 2018 including the Audited Balance Sheet as at March 31, 2018 and Statement of Profit & Loss for the year ended on that date and the Report of Statutory Auditor and Comptroller and Auditor General of India thereon.
2. To approve Interim dividend paid on equity shares for the Financial Year 2017-18 as final dividend for the year 2017-18.
3. To appoint a director in place of Shri Rajesh Kumar Sinha [DIN-05351383] who retires by rotation in terms of Section 152(6) of the Companies Act, 2013 and Article 39(j) of Articles of Association of the Company and being eligible, offers himself for reappointment.

**SPECIAL BUSINESS:**

**ITEM No.4**

To consider and if thought fit to pass with or without modification(s), the following resolution as an **Ordinary Resolution**:  
**"RESOLVED THAT** pursuant to the provisions of Sections 149, 152 and any other applicable provisions of the Companies Act, 2013 as amended by Companies (Amendment) Act 2017 and the rules made thereunder (including any statutory modification(s) or re-enactment thereof for the time being in force) and provisions of any other guidelines issued by relevant authorities, Shri B.L. Gajipara, [DIN:07947068], who was appointed by the Board of Directors as an Additional Director in the capacity of an Independent Director of the Company with effect from 22<sup>nd</sup> September' 2017 and who holds office upto the date of this Annual General Meeting in terms of Section 161(1) of Companies Act, 2013 and in respect of whom the Company has received a notice in writing from a Member under Section 160(1) of the Companies Act, 2013 proposing his candidature for the office of the Director, be and is hereby appointed as an Independent Director of the Company w.e.f 22<sup>nd</sup> September' 2017 till 5<sup>th</sup> September' 2020 or until further orders, in terms of Ministry of Coal letter no-21/18/2017-BA(i) dated 6<sup>th</sup> Sep' 2017. He is not liable to retire by rotation

**ITEM No.5.**

To consider and if thought fit to pass with or without modification(s), the following resolution as an **Ordinary Resolution**:  
**"RESOLVED THAT** pursuant to the provisions of Sections 149, 152 and any other applicable provisions of the Companies Act, 2013 as amended by Companies (Amendment) Act 2017 and the rules made thereunder and provisions of any other guidelines issued by relevant authorities (including any statutory modification(s) or re-enactment thereof for the time being in force), Shri B. Dayal [DIN- 07367625], who was appointed by the Board of Directors as an Additional Director to function as Director (Technical) of the Company with effect from 11<sup>th</sup> October' 2017 and who holds office upto the date of this Annual General Meeting in terms of Section 161(1) of Companies Act, 2013 and in respect of whom the Company has received a notice in writing from a Member under Section 160(1) of the Companies Act, 2013 proposing

his candidature for the office of the Director, be and is hereby appointed as a Whole time Director of the Company w.e.f 11<sup>th</sup> October' 2017 to hold office upto 31<sup>st</sup> January' 2022 i.e the date of his superannuation or until further orders, whichever is earlier in terms of Ministry of Coal letter no-21/8/2017-BA dated 10<sup>th</sup> October' 2017. He shall be liable to retirement by rotation.

**ITEM No.6**

To consider and if thought fit to pass with or without modification(s), the following resolution as an **Ordinary** Resolution: **"RESOLVED THAT** pursuant to the provisions of Sections 149, 152 and any other applicable provisions of the Companies Act, 2013 as amended by Companies (Amendment) Act 2017 and the rules made thereunder and provisions of any other guidelines issued by relevant authorities (including any statutory modification(s) or re-enactment thereof for the time being in force), Shri R P Srivastava [DIN-08036468], who was appointed by the Board of Directors as an Additional Director to function as Director (Personnel) of the Company with effect from 31<sup>st</sup> January' 2018 and who holds office upto the date of this AnnualGeneral Meeting in terms of Section 161(1) of Companies Act, 2013 and in respect of whom the Company has received a notice in writing from a Member under Section 160(1) of the Companies Act,2013 proposing his candidature for the office of the Director, be and is hereby appointed as a Whole time Director of the Company w.e.f 31<sup>st</sup> January' 2018 to hold office upto 31<sup>st</sup> January' 2021 i.e the date of his superannuation or until further orders, whichever is earlier in terms of Ministry of Coal letter no-21/9/2017-BA dated 25<sup>th</sup> January' 2018. He shall be liable to retirement by rotation.

**ITEM No.7**

To consider and if thought fit to pass with or without modification(s), the following resolution as an **Ordinary** Resolution: **"RESOLVED THAT** pursuant to the provisions of Sections 149, 152 and any other applicable provisions of the Companies Act, 2013 as amended by Companies (Amendment) Act 2017 and the rules made thereunder and provisions of any other guidelines issued by relevant authorities (including any statutory modification(s) or re-enactment thereof for the time being in force), Shri A.K.Jha [DIN-06645361], who was appointed by the Board of Directors as an Additional Director to function as Chairman cum Managing Director of the Company with effect from 18<sup>th</sup> May' 2018 and who holds office upto the date of this AnnualGeneral Meeting in terms of Section 161(1) of Companies Act, 2013 and in respect of whom the Company has received a notice in writing from a Member under Section 160(1) of the Companies Act,2013 proposing his candidature for the office of the Director, be and is hereby appointed as a Whole time Director of the Company w.e.f 18<sup>th</sup> May' 2018 to hold office upto 31<sup>st</sup> January' 2020 i.e the date of his superannuation or until further orders, whichever is earlier in terms of Ministry of Coal letter no-21/3/2017-BA dated 18<sup>th</sup> May' 2018. He shall not be liable to retirement by rotation.

**ITEM No. 8**

To consider and if thought fit to pass with or without modification(s), the following resolution as an **Ordinary** Resolution: **"RESOLVED THAT** pursuant to the provisions of Section 148(3) and all other applicable provisions of the Companies Act, 2013 and the Companies (Audit and Auditors) Rules, 2014 (including any other statutory modification(s) or re-enactment thereof for the time being in force) the remuneration of Rs 2,01,094/-, out of pocket expenditures and applicable taxes as set out in the explanatory statement to this Resolution and payable to M/s Balwinder & Associates, Cost Auditor (Registration Number 000201) who was appointed as Cost Auditor by the Board of Directors of the Company to conduct the audit of the cost records of the CIL Standalone for the financial year ended 31st March, 2018 be and is hereby ratified."

By order of the Board of Directors  
For Coal India Limited  
Sd/-  
(M. VISWANATHAN)  
Company Secretary

**RegisteredOffice:**

CIN: L23109WB1973GOI028844  
Coal Bhawan, Premises No-04 MAR,  
Plot No-AF-III, Action Area-1A,  
New town, Rajarhat, Kolkata-700156  
Email-complianceofficer.cil@coalindia.in  
Website: www.coalindia.in  
Date: 10<sup>th</sup> July'2018

## NOTES:-

1. A MEMBER ENTITLED TO ATTEND AND VOTE AT THE ANNUAL GENERAL MEETING IS ENTITLED TO APPOINT A PROXY TO ATTEND AND VOTE INSTEAD OF HIMSELF/HERSELF AND THE PROXY NEED NOT BE A MEMBER OF THE COMPANY. IN ORDER TO BE EFFECTIVE, THE PROXY FORM DULY COMPLETED SHOULD BE DEPOSITED AT THE REGISTERED OFFICE OF THE COMPANY NOT LESS THAN FORTY - EIGHT HOURS BEFORE THE SCHEDULED TIME OF THE ANNUAL GENERAL MEETING. BLANK PROXY FORM IS ENCLOSED.

In terms of Section 105 of the Companies Act'2013 read with Rule 19 of the Companies (Management and Administration) Rules 2014, a person can act as a proxy on behalf of members not exceeding fifty and holding in the aggregate not more than ten percent of the total share capital of the company carrying voting rights. A member holding more than ten percent of the total share capital of the company carrying voting rights may appoint a single person as proxy and such person shall not act as proxy for any other person or shareholder.

2. The Company is providing facility for voting by electronic means (e-voting) and the business set out in the notice will be transacted through such voting. Information and instructions relating to e-voting are given in this notice in Note no-24
3. The Register of Members and Share Transfer Books of the Company will remain closed from 6<sup>th</sup> September' 2018 to 12<sup>th</sup> September' 2018 (both days inclusive) for the purpose of Annual General Meeting.
4. Members are requested to:
  - (i) Note that copies of Annual Report will not be distributed at the Annual General Meeting.
  - (ii) Bring their copies of Annual Report, Notice and Attendance Slip duly completed and signed at the meeting.
  - (iii) Deliver duly completed and signed Attendance Slip at the entrance of the meeting venue as entry to the Hall will be strictly on the basis of the entry slip available at the counters at the venue to be exchanged with the attendance slip.
  - (iv) Quote their Folio / Client ID & DP ID Nos. in all correspondence.
  - (v) Note that due to strict security reasons, eatables and other belongings are not allowed inside the Auditorium.
  - (vi) **Duplicate admission slips will not be provided at the AGM venue.**
5. Members are advised to submit their Electronic Clearing System (ECS) mandates, to enable the Company to make remittance by means of ECS. Those holding shares in physical form may obtain and send ECS mandate form to M/s Alankit Assignments Limited, Registrar & Share Transfer Agent (RTA) of the Company. Those holding shares in Electronic Form may obtain and send ECS mandate form directly to their Depository Participant (DP). Those who have already furnished ECS Mandate Form to the Company/ RTA /DP with complete details need not send it again.
6. Members holding shares in electronic mode may note that bank particulars registered against their respective depository accounts will be used by the Company for payment of dividend The Company or M/s Alankit Assignments Ltd cannot act on any request received directly from members holding shares in electronic mode for any change of bank particulars or bank mandates. Such changes are advised only to the Depository Participants (DPs) by the members.
7. Members may avail the facility of nomination in terms of Section 72 of the Companies Act, 2013 by nominating any person to whom their shares in the Company shall vest on occurrence of events stated in Form-SH.13. Form-SH.13 is to be submitted in duplicate to M/s Alankit Assignments Limited, RTA of the Company. In case of shares held in dematerialized form, the nomination has to be lodged with the respective Depository Participant.
8. Corporate Members intending to send their authorized representative(s) pursuant to section 113 of the Companies Act 2013 to attend the Meeting are requested to send a certified copy of the Board Resolution authorizing their representative to attend and vote on their behalf at the Meeting. An authorized representative of a body corporate

member may also appoint a proxy under his signature in the manner provided in Note 1 above.

9. Non-Resident Indian Members are requested to inform M/s Alankit Assignments Limited, immediately of :
  - (i) Change in their residential status on return to India for permanent settlement
  - (ii) Particulars of their bank account maintained in India with complete name, branch, account type, account number, IFSC code and address of the bank with pin code number, if not furnished earlier.
10. Members are requested to notify immediately any change of address and Bank Account:
  - i. to their DP in respect of shares held in dematerialized form, and
  - ii. to the Company at its Registered Office or to its RTA, M/s Alankit Assignments Ltd. in respect of their physical shares, if any, quoting their folio number.
11. The Board of Directors of your company in its 360th meeting held on 10<sup>th</sup> March' 2018 had declared interim dividend @ 165% (Rs.16.50 per share) on the paid-up equity share capital of the company which was paid on and from 23<sup>rd</sup> March 2018. Members who have not received or not encashed their dividend warrants may approach M/s Alankit Assignments Limited, Registrar & Share Transfer Agent of the Company for obtaining Demand Draft.

The Ministry of Corporate Affairs has notified provisions relating to unpaid/unclaimed dividend under Section 124 of Companies Act 2013 and Transfer of unpaid Dividend amount to Investor Education and Protection Fund under Section 125 of the Companies Act, 2013 and Investor Education and Protection Fund [Accounting, Audit, Transfer and Refund] Rules 2017. As per these Rules, dividend which are not encashed/ claimed by the shareholder for a period of seven consecutive years shall be transferred to the Investor Education and Protection Fund Authority (IEPF). The new IEPF Rules also mandates the companies to transfer the shares of shareholders whose dividends remain unpaid/ unclaimed for a period of seven consecutive years to the Demat account of IEPF Authority. Hence the company urges all the shareholders to encash/claim their respective dividend during the prescribed period. Company has uploaded the details of unpaid and unclaimed amounts lying with the Company on the website of the Company ([www.coalindia.in](http://www.coalindia.in)), as also on the website of Ministry of Corporate Affairs ([www.mca.gov.in](http://www.mca.gov.in)).

As per Section 125 of the Companies Act, 2013 and Investor Education and Protection Fund [Accounting, Audit, Transfer and Refund] Rules 2017, the Company had also transferred Rs 33,13,114.00 to IEPF Authority on 29<sup>th</sup> Nov'17, IPO amount remained unclaimed for last 7 seven years. The details are available in CIL website

Further the Company had, transferred Rs.47,94,223/- being the unpaid and unclaimed dividend amount pertaining to Interim Dividend 2010-11 on 16<sup>th</sup> March' 2018 to the IEPF. The Company has been sending reminders to those members having unpaid/ unclaimed dividends before transfer of such dividend(s) to IEPF as per IEPF Rules 2017. Details of the unpaid/ unclaimed dividend are also uploaded as per the requirements, on the Company's website [www.coalindia.in](http://www.coalindia.in) Members, who have not encashed their dividend pertaining to Final Dividend 2010-11 and other dividends declared by the company thereafter, are advised to write to the Company immediately claiming dividends declared by the Company.

Pursuant to the provisions of IEPF Rules, all shares in respect of which dividend has not been paid or claimed for seven consecutive years shall be transferred by the Company to the designated Demat Account of the IEPF Authority ('IEPF Account') within a period of thirty days of such shares becoming due to be transferred to the IEPF Account. Accordingly, the Company had transferred 48,903 equity shares of Rs 10/- each to the IEPF Account on which the dividends remained unpaid or unclaimed for seven consecutive years with reference to the due date of 16<sup>th</sup> March, 2018 after following the prescribed procedure.

Further, all the shareholders who have not claimed/ encashed their dividends in the last seven consecutive years from Final Dividend of 2010-11 are requested to claim the same before 20<sup>th</sup> October, 2018. In case valid claim is not received by that date, the Company will proceed to transfer the respective shares to the IEPF Account in terms of the IEPF Rules. In this regard, the Company has individually informed the shareholders concerned and also published notice in the newspapers as per the IEPF Rules. The details of such shareholders and shares due for transfer are uploaded on the "Investors Section" of the website of the Company viz. [www.coalindia.in](http://www.coalindia.in)

Due dates for transfer to IEPF account of unclaimed/ unpaid dividends declared by the company for the financial year 2010-11 till date are as under:

<b>Particulars</b>	<b>Declared on</b>	<b>Due date of transfer</b>
Final Dividend 2010-11	20.09.2011	20.10.2018
Interim Dividend 2011-12	12.03.2012	11.04.2019
Final Dividend 2011-12	18.09.2012	17.10.2019
Interim Dividend 2012-13	14.03.2013	13.04.2020
Final Dividend 2012-13	18.09.2013	17.10.2020
Interim Dividend 2013-14	14.01.2014	13.02.2021
Interim Dividend 2014-15	27.02.2015	01.03.2022
Interim Dividend 2015-16	05.03.2016	04.04.2023
1 <sup>st</sup> Interim Dividend 2016-17	06.03.2017	05.04.2024
2 <sup>nd</sup> Interim Dividend 2016-17	26.03.2017	25.04.2024
Interim Dividend 2017-18	10.03.2018	09.04.2025

12. Pursuant to Section 143(5) of the Companies Act, 2013, the Auditors of a Government Company are to be appointed or re-appointed by the Comptroller and Auditor General of India (C & AG) and in terms of sub-section(1) of Section 142 of the Companies Act, 2013, their remuneration has to be fixed by the Company in the Annual General Meeting or in such manner as the Company in General Meeting may determine. The Members of your Company in its 27<sup>th</sup> Annual General Meeting held on 29<sup>th</sup> September, 2001 authorised the Board of Directors to fix the remuneration of Statutory Auditors.
13. The Register of Directors, Key Managerial Personnel and their shareholding maintained under Section 170 of the Companies Act, 2013, will be available for inspection by the members at the AGM.
14. The Register of Contracts or Arrangements, in which Directors are interested, maintained under section 189 of Companies Act, 2013, will be available for inspection by the members at the AGM.
15. All documents referred to in the accompanying notice are open for inspection at the AGM and such documents will also be available for inspection in physical or in electronic form at the registered office of the Company and copies thereof shall also be available for inspection at the Registered office of the Company during normal business hours on working days from 11.00AM to 1.00 PM.
16. Members may also note that notice of 44<sup>th</sup> AGM and Annual Report 2017-18 will be available on the Company's website, [www.coalindia.in](http://www.coalindia.in) and on the website of M/s Alankit Assignments Limited. The physical copies of the aforesaid documents will also be available at the Company's registered office for inspection during the normal business hours on working days from 11.00A.M to 1.00 P.M. Members who require communication in physical form in addition to e-communication, or have any other queries, may write to us at: [complianceofficer.cil@coalindia.in](mailto:complianceofficer.cil@coalindia.in)

17. In terms of Section 152 of the Companies Act, 2013 Shri R K Sinha (DIN-05351383), Director, retires by rotation at the general meeting and being eligible, offers himself for re-appointment. Details of Director seeking appointment or re-appointment as required to be provided pursuant to the provisions of (i) Regulation 36 (3) of the Securities and Exchange Board of India (Listing Obligations and Disclosure Requirements) Regulations, 2015 and (ii) para 1.2.5 of Secretarial Standard on General Meetings ("SS-2"), issued by The Institute of Company Secretaries of India. The Director has furnished the requisite consent/declaration for his re-appointment.

<b>Name of Director</b>	<b>Shri R K Sinha</b>
DIN	05351383
Date of Birth	27.03.1966
Nationality	Indian
Date of appointment on the Board	05.08.2016
Qualification	IAS
List of Directorships held in other companies	Mahanadi Coalfields Ltd
Chairman/Membership of other Committee in Coal India Ltd	Nomination and Remuneration Committee and CSR Committee

Profile of Shri R K Sinha is given under "Brief profile of Directors" in Annual Report 2017-18

18. The Securities and Exchange Board of India (SEBI) has mandated submission of Permanent Account Number (PAN) by every participant in securities market. Members holding shares in electronic form are, therefore, requested to submit their PAN to their Depository Participant with whom they are maintaining their Demat accounts. Members holding shares in physical form can submit their PAN to the Company/ M/s Alankit Assignments Limited.
19. The Explanatory Statement pursuant to Section 102(1) of the Companies Act, 2013 in respect of Special businesses is annexed herewith.
20. Members holding shares in single name and physical form are advised to make nomination in respect of their shareholding in the company.
21. Route Map to the venue of the meeting is annexed herewith for the convenience of the members to attend the meeting. The prominent landmark for the venue of the meeting is Hotel ITC Sonar Bangla
22. Members who hold shares in physical form in multiple folios in identical names or joint holding in the same order of names are requested to send the share certificates to M/s Alankit Assignments Limited, for consolidation into a single folio. **SEBI has decided that securities of listed companies can be transferred only in dematerialized form from 5<sup>th</sup> December' 2018. In view of the above and to avail various benefits of dematerialization, members are advised to dematerialize shares held by them in physical form.**
23. Members are requested to address all correspondences, including dividend matters to our Registrar and Share Transfer Agents on any one of the below mentioned addresses:

Registered Office M/s Alankit Assignments Limited, Alankit Height, 1E/13, Jhandewalan Extension, New Delhi-110055 Email-id-alankit_rta@alankit.com Ph.no-011-4254-1234/2354-1234 Fax-011-4154-3474 Toll-free- 1860-121-2155 Website-www.alankit.com	Local Address M/s Alankit Assignments Limited Main Building, 2 <sup>nd</sup> floor 19 R N Mukherjee, Kolkata-700001 Email-id-alankit_rta@alankit.com Ph. no-033-4401-4100/4200 Toll-free-1860-121-2155
--	--

## 24. STEPS FOR REMOTE E-VOTING:-

Pursuant to section 108 and other applicable provisions, if any, of the Companies Act' 2013 read with Rule 20 of The Companies(Management and Administration) Rules, 2014 as substituted by the Companies (Management and Administration) Amendment Rules, 2015(Amended rules 2015) as amended and Regulation44 of the Securities and Exchange Board of India( Listing Obligations and Disclosure Requirements) Regulations 2015 andSecretarial Standard on General Meetings (SS-2) issued by the Institute of Company Secretaries of India, the company is pleased to offer remote e-voting facility to the members to cast their votes electronically on all resolutions set forth in the notice convening the 44<sup>th</sup>Annual General Meeting to be held on **Wednesday, the 12<sup>th</sup> September' 2018 at 10.30 A.M** at Science City, Main Auditorium, JBS Haldane Avenue, Kolkata -700046 through remote e-voting services provided by NSDL

The remote e-voting facility is available at the links <https://www.evoting.nsdl.com/>

The electronic voting particulars are set out below:

R-EVEN(REMOTE E-VOTING EVENT NUMBER)	USER-ID	PASSWORD

The remote e-voting facility will be available during the following voting period:

Commencement of remote e-voting	End of remote e-voting
September 8, 2018, IST 9.00 A.M	September 11, 2018 IST 5.00 P.M

Please read the instructions given below before exercising your vote.

These details and instructions form an integral part of the Notice for the Annual General Meeting to be held on 12<sup>th</sup> September' 2018.

### **Voting electronically using NSDL e-Voting system.**

The way to vote electronically on NSDL e-Voting system consists of "Two Steps" which are mentioned below:

**Step 1 : Log-in to NSDL e-Voting system at <https://www.evoting.nsdl.com/>**

**Step 2 : Cast your vote electronically on NSDL e-Voting system.**

**Details on Step 1 is mentioned below:**

#### **How to Log-in to NSDL e-Voting website?**

1. Visit the e-Voting website of NSDL. Open web browser by typing the following URL: <https://www.evoting.nsdl.com/> either on a Personal Computer or on a mobile.
2. Once the home page of e-Voting system is launched, click on the icon "Login" which is available under 'Shareholders' section.
3. A new screen will open. You will have to enter your User ID, your Password and a Verification Code as shown on the screen.

Alternatively, if you are registered for NSDL eservices i.e. IDEAS, you can log-in at <https://eservices.nsdl.com/> with your existing IDEAS login. Once you log-in to NSDL eservices after using your log-in credentials, click on e-Voting and you can proceed to Step 2 i.e. Cast your vote electronically.

Your User ID details are given below :

Manner of holding shares i.e. Demat (NSDL or CDSL) or Physical	Your User ID is:
a) For Members who hold shares in demat account with NSDL.	8 Character DP ID followed by 8 Digit Client ID  For example if your DP ID is IN300*** and Client ID is 12***** then your user ID is IN300***12*****.
b) For Members who hold shares in demat account with CDSL.	16 Digit Beneficiary ID  For example if your Beneficiary ID is 12***** then your user ID is 12*****.
c) For Members holding shares in Physical Form.	EVEN Number followed by Folio Number registered with the company  For example if folio number is 001*** and EVEN is 101456 then user ID is 101456001***

5. Your password details are given below:
  - a) If you are already registered for e-Voting, then you can use your existing password to login and cast your vote.
  - b) If you are using NSDL e-Voting system for the first time, you will need to retrieve the 'initial password' which was communicated to you. Once you retrieve your 'initial password', you need enter the 'initial password' and the system will force you to change your password.
  - c) How to retrieve your 'initial password'?
    - (i) If your email ID is registered in your demat account or with the company, your 'initial password' is communicated to you on your email ID. Trace the email sent to you from NSDL from your mailbox. Open the email and open the attachment i.e. a .pdf file. Open the .pdf file. The password to open the .pdf file is your 8 digit client ID for NSDL account, last 8 digits of client ID for CDSL account or folio number for shares held in physical form. The .pdf file contains your 'User ID' and your 'initial password'.
    - (ii) If your email ID is not registered, your 'initial password' is communicated to you on your postal address.
6. If you are unable to retrieve or have not received the " Initial password" or have forgotten your password:
  - a) Click on "**Forgot User Details/Password?**"(If you are holding shares in your demat account with NSDL or CDSL) option available on [www.evoting.nsdl.com](http://www.evoting.nsdl.com).
  - b) **Physical User Reset Password?**" (If you are holding shares in physical mode) option available on [www.evoting.nsdl.com](http://www.evoting.nsdl.com).
  - c) If you are still unable to get the password by aforesaid two options, you can send a request at [evoting@nsdl.co.in](mailto:evoting@nsdl.co.in) mentioning your demat account number/folio number, your PAN, your name and your registered address.
7. After entering your password, tick on Agree to "Terms and Conditions" by selecting on the check box.
8. Now, you will have to click on "Login" button.
9. After you click on the "Login" button, Home page of e-Voting will open.

## Details on Step 2 is given below:

### How to cast your vote electronically on NSDL e-Voting system?

1. After successful login at Step 1, you will be able to see the Home page of e-Voting. Click on e-Voting. Then, click on Active Voting Cycles.
2. After click on Active Voting Cycles, you will be able to see all the companies "EVEN" in which you are holding shares and whose voting cycle is in active status.
3. Select "EVEN" of company for which you wish to cast your vote.
4. Now you are ready for e-Voting as the Voting page opens.
5. Cast your vote by selecting appropriate options i.e. assent or dissent, verify/modify the number of shares for which you wish to cast your vote and click on "Submit" and also "Confirm" when prompted.
6. Upon confirmation, the message "Vote cast successfully" will be displayed.
7. You can also take the printout of the votes cast by you by clicking on the print option on the confirmation page.
8. Once you confirm your vote on the resolution, you will not be allowed to modify your vote.

### General Guidelines for shareholders

1. Institutional shareholders (i.e. other than individuals, HUF, NRI etc.) are required to send scanned copy (PDF/JPG Format) of the relevant Board Resolution/ Authority letter etc. with attested specimen signature of the duly authorized signatory(ies) who are authorized to vote, to the Scrutinizer by e-mail to [aklabhcs@gmail.com](mailto:aklabhcs@gmail.com) with a copy marked to [evoting@nsdl.co.in](mailto:evoting@nsdl.co.in).
2. It is strongly recommended not to share your password with any other person and take utmost care to keep your password confidential. Login to the e-voting website will be disabled upon five unsuccessful attempts to key in the correct password. In such an event, you will need to go through the "Forgot User Details/Password?" or "Physical User Reset Password?" option available on [www.evoting.nsdl.com](http://www.evoting.nsdl.com) to reset the password.
3. In case of any queries, you may refer the Frequently Asked Questions (FAQs) for Shareholders and e-voting user manual for Shareholders available at the download section of [www.evoting.nsdl.com](http://www.evoting.nsdl.com) or call on toll free no.: 1800-222-990 or send a request to [evoting@nsdl.co.in](mailto:evoting@nsdl.co.in)

### General Instructions:

- a) The remote e-voting period commence on 8<sup>th</sup> September' 2018 (9:00 AM IST) and ends on 11<sup>th</sup> September' 2018 (5:00 P.M IST). The remote e-voting module shall be disabled by NSDL for voting thereafter and the facility will be blocked forthwith. During this period, shareholders of the company holding shares either in physical form or in dematerialized form, as on the **cut-off date i.e 5<sup>th</sup> September' 2018** may cast their vote electronically. A person who is not a member as on cut-off date should treat this Notice for information purpose only. Once the vote on a resolution is cast by the shareholder, the shareholder shall not be allowed to change it subsequently.
- b) Any Persons who has acquired shares and became Members of the Company after the dispatch of the Notice of the AGM but before the cut-off date of **5<sup>th</sup> September' 2018**, may obtain their user ID and sequence number for remote e-voting from Company's Registrar & Transfer Agents, M/s Alankit Assignments Limited, Ltd, Alankit Height, 1E/ 13, Jhandewalan Extension, New Delhi-110055, Email-id-[alankit\\_rta@alankit.com](mailto:alankit_rta@alankit.com), Ph.no-011-4254-1234/2354-1234, Fax-011-4154-3474, Toll-free-1860-121-2155 and can also request for the physical copy of the Annual Report or may obtain the login ID and sequence number by sending a request at [alankit\\_rta@alankit.com](mailto:alankit_rta@alankit.com) also.
- c) Members who have casted their vote through remote e-voting facility prior to the meeting may also attend the meeting but shall not be entitled to cast their vote again. At the venue of the meeting members who have not cast their vote through remote e- voting may cast their vote through electronic voting system. The company has opted to provide the same electronic voting system at the meeting, as used during remote e-voting and the said facility shall be in operation till all the resolution are considered and voted upon at the meeting. This may be used for voting

only by the members holding shares as on the cut-off date attending the meeting and who have not already cast their vote through remote- e-voting.

- d) Persons whose names are recorded in the register of members maintained by Registrar as on cutoff date i.e 5<sup>th</sup> September' 2018 shall only avail the facility of remote e-voting or voting through Insta poll at venue of the meeting.
- e) In case of any query, members are requested to contact:  
Name: Mr. Amit Vishal, Senior Manager / Ms. Pallavi Mhatre,  
Designation: -. Assistant Manager, NSDL,  
E-mail id :- amity@nsdl.co.in / pallavid@nsdl.co.in and evoting@nsdl.co.in  
Address: Trade World, "A" Wing, 4th Floor, Kamala Mills Compound, Lower Parel,  
Mumbai 400 013  
Contact details: 022 24994360 / 022 – 24994545 or toll free no. 1800222990.
- f) A.K.Labh, Practicing Company Secretary, 40, Weston Street, 3rd Floor, Kolkata - 700 013 has been appointed as the Scrutinizer to scrutinize the remote e-voting process and polling process in a fair and transparent manner.
- g) The voting rights of shareholders shall be in proportion to their shares of the paid up equity share capital of the Company as on 5<sup>th</sup> September' 2018
- h) The scrutinizer shall, immediately after the conclusion of the voting through electronic voting at the General Meeting, first count the votes cast at the meeting vide electronic voting, thereafter unblock the votes cast through remote e-voting in the presence of at least two witnesses not in the employment of the company and make, not later than 48 hours from conclusion of the meeting, a consolidated scrutinizer's report of the total votes cast in favor or against, to Chairman or Director authorized by the Board of the Company.
- i) The results of voting along with details of the number of votes cast for and against the Resolution, invalid votes will be declared within 48 hours from the conclusion of the AGM. The results declared along with the Scrutinizer's Report shall be placed on the company's website www.coalindia.in and on the website of M/s NSDL. Further, the results shall be displayed on the Notice Board of the Company at its Registered Office. It shall also be communicated to BSE & NSE.

By order of the Board of Directors  
For Coal India Limited  
Sd/-  
(M.VISWANATHAN)  
Company Secretary

**Registered Office:**

CIN: L23109WB1973GOI028844  
Coal Bhawan, Premises No-04 MAR,  
Plot No-AF-III, Action Area-1A,  
New town, Rajarhat, Kolkata-700156  
Email-complianceofficer.cil@coalindia.in  
Website: www.coalindia.in

Date: 10th July' 2018

## STATEMENT PURSUANT TO SECTION 102(1) OF THE COMPANIES ACT, 2013:

The following Statement sets out all material facts relating to Special Business mentioned in the accompanying Notice:

### Item No.4:

The Board of Directors in its 347<sup>th</sup> meeting held on 25<sup>th</sup> September 2017 had appointed Shri B.L.Gajipara[DIN: 07947068] as an Additional Director in the capacity of Independent Director of the company with effect from 22<sup>nd</sup> September' 2017 and until further orders., pursuant to section 161 of the Companies Act, 2013. Hence he will hold office upto the date of ensuing AGM.

The Company has received a notice in writing under the provisions of Section 160 of the Companies Act, 2013 as amended by Companies (Amendment) Act 2017, from a member proposing the candidature of Shri B.L. Gajipara as a director, to be appointed as such under the provisions of Section 149 of the Companies Act, 2013. The Company has received from him (i) consent in writing to act as director in Form DIR2 pursuant to Rule 8 of Companies (Appointment & Qualification of Directors) Rules 2014, (ii) intimation in Form DIR8 in terms of Companies (Appointment & Qualification of Directors) Rules, 2014, to the effect that he is not disqualified under subsection (2) of Section 164 of the Companies Act, 2013. The resolution seeks the approval of members for the appointment of Shri B.L.Gajipara as an Independent Director of the Company from 22<sup>nd</sup> Sep' 2017 till 5<sup>th</sup> September' 2020 in terms of Ministry of Coal letter no 21/18/2017-BA(i) dated 6<sup>th</sup> Sep' 2017. He will not be liable to retire by rotation.

Shri B L Gajipara was born on 13th March, 1958. He is a commerce and law graduate. He worked as Secretary, District Bar Association, Junagarh from 1981 to 1990. He became the member of Bar Council of Gujarat from 2000 to 2001. He was the Vice Chairman — Bar Council of Gujarat from 2001 to 2003 & Chairman — Bar Council of Gujarat from 2006 to 2008. He has contributed 30 years towards Panchayati Raj. He is currently working as a Working President at All India Panchayat Parishad from 2010 & worked as a General Secretary at All India Panchayat Parishad from 2005. He had worked as Honorary Secretary at Gujarat Pradesh Panchayat Parishad, Gandhinagar from 1995 to 2000 & 2005 to till date. He worked as a President at District Panchayat, Junagadh from 1995 to 2000 and member at District Panchayat, Junagadh from 1983 to 1988. As an educationist, he is the Vice President in State level Administrative Board from 2008 to till date. He was the Senate member of Saurashtra University from 1996 to 2000. He has also worked as a Legal Advisor in weekly meeting at Gujarat Pradesh Panchayat Parishad, Gandhinagar. He is also working as an editor of "Panchayati Raj" booklet (published in Gujarati language monthly) its regular features area such as Question & Answer on legal matter; Announcement of new Govt. Schemes; Success stories of rural development programmes implemented through PR Institutions. The Magazine is supplied to all Village Panchayat, Taluka and District Panchayat at free of cost. This has proved a very useful tool for dissemination of information and exchange of idea since last 39 years.

No Director, Key managerial personnel or their relatives, except Shri B L Gajipara to whom the resolution relates, is interested or concerned financially or otherwise in the resolution. As recommended by Nomination and Remuneration committee, the Board of Directors considered that in view of the background and experience of Shri B L Gajipara, it would be in the interest of the company to appoint him as an Independent Director of the Company from 22<sup>nd</sup> September' 2017 till 5<sup>th</sup> September' 2020 until further orders. The Board recommends the resolution set forth in Item no.4 for the approval of the members.

### Item No. 5:

The Board of Directors at its 349<sup>th</sup> meeting held on 28<sup>th</sup> October' 2017, appointed Shri B. Dayal [DIN: 07367625] as an Additional Director of the company with effect from 11<sup>th</sup> October' 2017, pursuant to section 161 of the Companies Act, 2013. Hence he will hold office upto the date of ensuing AGM.

The Company has received a notice in writing under the provisions of Section 160 of the Companies Act, 2013, from a member proposing the candidature of **Shri Binay Dayal** for the office of Director(Technical), to be appointed as such under the provisions of Section 149 of the Companies Act, 2013. The Company has received from Shri B.Dayal: (i) consent in writing to act as director in Form DIR2 pursuant to Rule 8 of Companies (Appointment & Qualification of Directors) Rules 2014, (ii) intimation in Form DIR8 in terms of Companies (Appointment & Qualification of Directors) Rules, 2014, to the effect that he is not disqualified under subsection (2) of Section 164 of the Companies Act, 2013. The resolution seeks the approval of members for the appointment of Shri B.Dayal as Director(Technical) of the Company from 11<sup>th</sup> October' 2017 upto 31.01.2022, i.e the date of his superannuation, or until further orders, whichever is

earlier, in terms of Ministry of Coal letter no 21/8/2017-BA dated 10<sup>th</sup> October' 2017. He is liable to retire by rotation. Shri Binay Dayal has assumed the charge of Director Technical on 11th Oct'17. Shri Dayal graduated in Mining Engineering in 1983 from Indian School of Mines (ISM), Dhanbad. He also obtained 1st Class Mine Manager's Certificate of Competency from DGMS, Dhanbad. He joined as Junior Executive (Trainee) in Coal India and was posted at Central Saunda Colliery, Barkakana Area of Central Coalfields Limited in the year 1983. He worked in various capacities such as Head of Technical Services and Public Relations in CMPDI (HQ), Regional Director, CMPDI, Regional Institute – V, Bilaspur, General Manager (Projects & Planning Services) in South Eastern Coalfields Limited. He took over the charge of Director Technical (Engineering Services), CMPDI on 1.12.2015. Shri Dayal has vast experience in Corporate Planning and Public Relations activities. He has to his credit the Planning and Implementation of Mega Projects of South Eastern Coalfields Limited and enhancement of productivity of hi-tech drills deployed for detailed exploration in Korba and Mand Raigarh coalfields. As General Manager (Project & Planning Services), South Eastern Coalfields Limited, he prepared the road map for coal production in respect of South Eastern Coalfields Limited as a part of 1 Billion tonne coal production exercise carried out by Coal India Limited. He was nominated as Nodal Officer on behalf of South Eastern Coalfields Limited for Rail Corridors for evacuation of coal from Mand Raigarh and Korba Coalfields. and represented South Eastern Coalfields Limited in the Board of Joint Venture Cos. viz. Chhattisgarh East Railway Limited and Chhattisgarh East-West Railway Limited (comprising of SECL, IRCON and Chhattisgarh State Government). Shri Dayal attended the 5th Meeting of 'India-Australia Joint Working Group on Energy and Minerals' as the member of Indian Contingent in Australia during the year 2007. Visited Chinese Coal Industry as participant of Advanced Management Training Programme in September 2010. He was Administrative Head on behalf of CMPDI for EU Research Project on Green House Gas Recovery from mines of abandoned coal seam to conversion to energy (GHG2E) in 2011 & 2012. He participated in 22nd World Mining Congress & Expo 2011 organised in Istanbul, Turkey in 2011 and contributed technical paper. He was part of Indian Delegation to attend 'Prospectors and Developers Association of Canada (PDAC) 2018' Convention organised in Toronto, Canada in 2018. He has presented numerous technical papers related to coal industry. He is Life Member of MGMI & Computer Society of India (CSI). He holds Directorship in BCCL, CMPDI and TFL. He is the CMD of CIAL. He holds 300 shares of CIL.

As recommended by Nomination and Remuneration Committee, the Board of Directors considered that in view of the background and experience of Shri Binay Dayal, it would be in the interest of the company to appoint him as Director (Technical) of the Company from 11.10.2017 till 31.01.2022 or until further orders, whichever is earlier. No Director, Key managerial personnel or their relatives, except Shri B. Dayal to whom the resolution relates, is interested or concerned financially or otherwise in the resolution. Accordingly, the Board recommends the resolution set forth in Item no. 5 for the approval of the members.

**Item No. 6:**

The Board of Directors at its 356<sup>th</sup> meeting held on 31<sup>st</sup> January' 2018, appointed Shri R P Srivastava [DIN: 08036468] as an Additional Director of the company with effect from 31<sup>st</sup> January' 2018, pursuant to section 161 of the Companies Act, 2013. Hence he will hold office upto the date of ensuing AGM.

The Company has received a notice in writing under the provisions of Section 160 of the Companies Act, 2013, from a member proposing the candidature of **Shri R P Srivastava** for the office of Director (Personnel and Industrial Relations), to be appointed as such under the provisions of Section 149 of the Companies Act, 2013. The Company has received from Shri R P Srivastava: (i) consent in writing to act as director in Form DIR2 pursuant to Rule 8 of Companies (Appointment & Qualification of Directors) Rules 2014, (ii) intimation in Form DIR8 in terms of Companies (Appointment & Qualification of Directors) Rules, 2014, to the effect that he is not disqualified under subsection (2) of Section 164 of the Companies Act, 2013. The resolution seeks the approval of members for the appointment of Shri R P Srivastava as Director (P&IR) of the Company from 31<sup>st</sup> January' 2018 upto 31<sup>st</sup> January' 2021, i.e the date of his superannuation, or until further orders, whichever is earlier, in terms of Ministry of Coal letter no 21/9/2017-BA dated 25<sup>th</sup> January' 2018. He is liable to retire by rotation.

Sri R.P. Srivastava took over the charges of Director (Personnel & Industrial Relations), Coal India Limited on 31.01.2018. Prior to this he was Executive Director (Corporate Services) in Personnel Directorate in Rashtriya Ispat Nigam Ltd., Visakhapatnam. He pursued Post Graduate Diploma in Management from one of the Premier Institutes of India, MDI Gurgaon. After getting selected through an all-India competitive examination conducted by Steel Authority of India Ltd

(SAIL), Sri R.P. Srivastava began his professional career in the field of Human Resources, over 34 years ago as a Management Trainee (Administration) in Visakhapatnam Steel Plant, Rashtriya Ispat Nigam Ltd. During his stint at RINL in different capacities, he has been credited for implementation of various HR initiatives. He has been instrumental in framing various policies, guidelines and procedures keeping in view the organizational requirement and expectations of the employees for systematic administration in Human Resources Management function of the organisation. Shri Srivastava, has continually strived for giving a comfortable environment to the employees of RINL for their growth as well as creating opportunities for their development by means of updating and formulating Personnel policies and simultaneously upholding the interest of organization. He holds expertise in Learning & Development and has pioneered the concept of Knowledge Management & TQM in RINL/VSP. He played a pivotal role in HR Planning, Recruitment & Selection, Training and Development of employees, implementation of Official Language, Industrial Relations, Wage & Salary Administration. He was also instrumental in carrying out various activities for the dramatic turnaround of the company mainly through several tailor made Communication exercises and Confidence Building Measures/ sessions to bring in requisite mind set among employees His dedicated role in Corporate Social Responsibility, Swatch Bharat activities, Strategic Management Issues, Township Management, Land & Estate Matters, welfare of Displaced Persons (Project Affected Persons), implementation of Presidential Directives and other Statutory requirements and several other areas of importance are of immense significance. He holds Directorship in CCL & WCL. He does not hold any share of CIL. As recommended by Nomination and Remuneration Committee, the Board of Directors considered that in view of the background and experience of Shri R P Srivastava, it would be in the interest of the company to appoint him as Director(Personnel) of the Company from 31.01.2018 till 31.01.2021 or until further orders, whichever is earlier. No Director, Key managerial personnel or their relatives, except Shri R P Srivastava to whom the resolution relates, is interested or concerned financially or otherwise in the resolution. Accordingly, the Board recommends the resolution set forth in Item no. 6 for the approval of the members.

**Item No. 7:**

The Board of Directors at its 365<sup>th</sup> meeting held on 29<sup>th</sup> May' 2018, appointed Shri Anil Kumar Jha [DIN: 06645361] as an Additional Director of the company to function as Chairman cum Managing Director with effect from 18<sup>th</sup> May' 2018, pursuant to section 161 of the Companies Act, 2013. Hence he will hold office upto the date of ensuing AGM. The Company has received a notice in writing under the provisions of Section 160 of the Companies Act, 2013, from a member proposing the candidature of Shri A.K.Jha for the office of Chairman cum Managing Director, to be appointed as such under the provisions of Section 149 of the Companies Act, 2013. The Company has received from Shri A K Jha: (i) consent in writing to act as director in Form DIR2 pursuant to Rule 8 of Companies (Appointment & Qualification of Directors) Rules 2014, (ii) intimation in Form DIR8 in terms of Companies (Appointment & Qualification of Directors) Rules, 2014, to the effect that he is not disqualified under subsection (2) of Section 164 of the Companies Act, 2013. The resolution seeks the approval of members for the appointment of Shri A.K.Jha as CMD of the Company from 18<sup>th</sup> May' 2018 upto 31<sup>st</sup> January' 2020, i.e the date of his superannuation, or until further orders, whichever is earlier, in terms of Ministry of Coal letter no 21/3/2017-BA dated 18<sup>th</sup> May' 2018. He is not liable to retire by rotation.

Mr. Anil Kumar Jha took over the charge of Chairman-cum-Managing Director (CMD) Coal India Limited on May 18, 2018. He is also holding the charge of Chairman-cum-Managing Director (CMD) Mahanadi Coalfields Limited (MCL), a leading subsidiary of Coal India Limited from November 1, 2015. Mr Jha is M. Tech. in Mine Planning & Design from the Indian School of Mines, Dhanbad, Jharkhand, with distinction. He comes with a rich work experience spanning 35 years in the field of mine planning, production, management, supervision, direction and control of underground as well as open cast coal mines. He has worked in Central Mine Planning & Design Institute Limited (CMPDI), Ranchi, for 14 years, planning both opencast and underground mines. After joining Coal India Ltd. at the Central Coalfields Ltd. (CCL) in July' 1983, he rose rapidly and has handled various senior positions. He became Director (Production & Planning) of MOIL Limited on 27<sup>th</sup> July' 13, who is Nominated Owner and Head of Production, Planning, Projects, Quality Control and Mine Safety Divisions and other allied departments including Personnel and Industrial Relations Department. He has also undergone a 3 weeks training programme in Australia in May 1991 on various opencast and UG projects, safety and research institution, equipment manufacturer's facilities and introduction of new technologies. He has attended International Seminar on Project Management in Finland and also attended advanced training programme on mining in China in September, 2010. He does not hold any shares of CIL.

As recommended by Nomination and Remuneration Committee, the Board of Directors considered that in view of the background and experience of Shri A.K.Jha, it would be in the interest of the company to appoint him as Chairman cum Managing Director of the Company from 18<sup>th</sup> May' 2018 till 31.01.2020 or until further orders, whichever is earlier. No Director, Key managerial personnel or their relatives, except Shri A.K.Jha to whom the resolution relates, is interested or concerned financially or otherwise in the resolution. Accordingly, the Board recommends the resolution set forth in Item no. 7 for the approval of the members.

**Item No. 8:**

The Board, on the recommendation of the Audit Committee, had approved the appointment and remuneration of the Cost Auditor to conduct the audit of the cost records of the CIL Standalone for the financial year ended March 31, 2018 in its 347<sup>th</sup> meeting held on 25<sup>th</sup> September' 2017 as per the following details

**Name of the Cost Auditor:- M/s Balwinder & Associates**

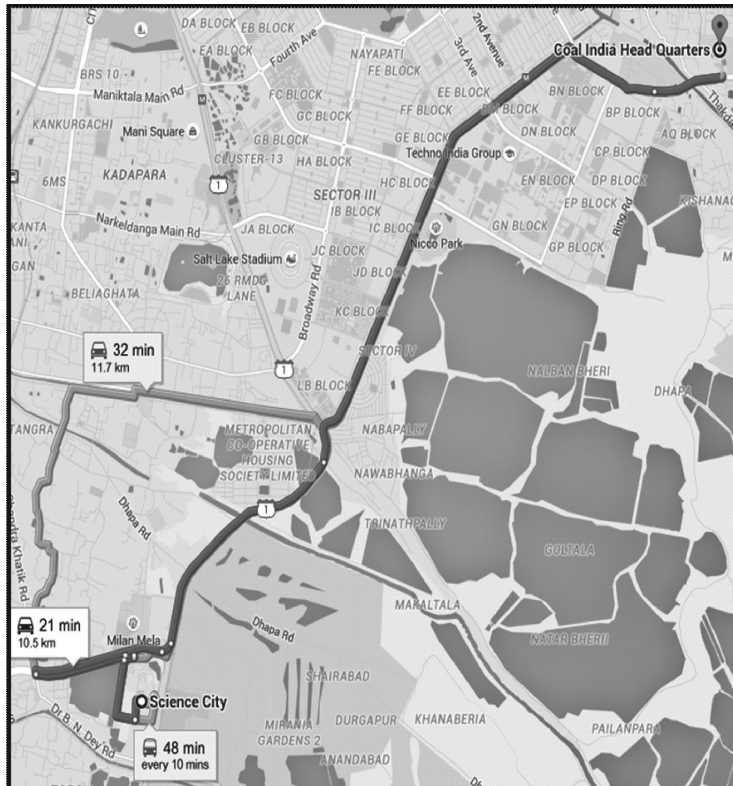
- Audit Fees :-** (a) Cost Audit for 2017-18: Rs.2,01,094.-
- (b) The travelling and out of pocket expenses will be reimbursed at actuals restricted to 50% of audit fees.
- (c) Applicable taxes shall be paid extra.

In accordance with the provisions of Section 148(3) of the Act read with the Companies (Audit and Auditors) Rules, 2014, remuneration payable to **M/s Balwinder & Associates**, Cost Auditor has to be ratified by the shareholders of the Company.

Accordingly, consent of the shareholders is sought for passing an Ordinary Resolution as set out at Item No 8 of the Notice for ratification of remuneration payable to **M/s Balwinder & Associates**, Cost Auditor for the financial year ended March 31, 2018.

No director, key managerial personnel or their relatives, is interested or concerned financially or otherwise in the resolution. The Board recommends the resolution set forth in Item no 8 for the approval of the members.

**Map: From Coal India Limited, Rajarhat to Science City**





A MAHARATNA COMPANY

CIN: L23109WB1973GOI028844

Registered office-Coal Bhawan, Premises No-04 MAR, Plot No-AF-III, Action Area-1A,

New town, Rajarhat, Kolkata-700156

PHONE: 033-23245555, FAX:033-26246510, www.coalindia.in

**PROXY FORM**

FORTY FOURTH ANNUAL GENERAL MEETING

DP ID	CLIENT ID	FOLIO NO	NO OF SHARE(S) HELD

I/We \_\_\_\_\_ of \_\_\_\_\_ in the district of \_\_\_\_\_ being a Member/Members of Coal India Limited, hereby appoint \_\_\_\_\_ of \_\_\_\_\_ in the district of \_\_\_\_\_ or failing him/her \_\_\_\_\_ of \_\_\_\_\_ or failing him/her \_\_\_\_\_ of \_\_\_\_\_ as my/our Proxy to attend and vote for me/us and on my/our behalf at the forty-fourth Annual General Meeting of the Company to be held on Wednesday, the 12<sup>th</sup> September' 2018 at 10.30 A.M at Science City, Main Auditorium, JBS Haldane Avenue, Kolkata -700046 and at any adjournment thereof.

Signed this \_\_\_\_\_ day of \_\_\_\_\_ 2018 \_\_\_\_\_

Signature of Shareholder

Affix Revenue Stamp
---------------------------

Signature of 1 <sup>st</sup> Proxy-holder	Signature of 2 <sup>nd</sup> Proxy-holder	Signature of 3 <sup>rd</sup> Proxy holder

**NOTES:-**

- The Proxy form must be received at Coal India Limited, Coal Bhawan, 3rd floor, core-2, Premises No-04 MAR, Plot No-AF-III, Action Area-1A, New town, Rajarhat, Kolkata-700156 not less than 48 hours before the commencement of the Annual General Meeting.**
- When a member appoints a Proxy and both the members and Proxy attend the meeting, the Proxy will stand automatically revoked.

- 3) Members/Proxy holders are requested to bring their copy of the Annual Report for reference at the meeting.
- 4) No instruments of proxy shall be valid unless,
  - In the case of an individual shareholder, it is signed by him/her or his/her attorney, duly authorised in writing;
  - In the case of joint holder, it is signed by the shareholder first named in the register or his/her attorney, duly authorised in writing;
  - In the case of a body corporate signed by its officer or an attorney duly authorised in writing and deposited with the company 48 hours before the commencement of the meeting.
- 5) An instrument of Proxy deposited with the Company shall be irrevocable and final.
- 6) A person can act as proxy on behalf of members not exceeding 50 and holding in the aggregate not more than 10% of the total share capital of the Company carrying voting rights. A member holding more than 10% of the total share capital of the Company carrying voting rights may appoint a single person as proxy and such person shall not act as a proxy for any other person or shareholder.



**COAL INDIA LIMITED**  
A Maharatna Company

# ANNUAL REPORT & ACCOUNTS 2017 - 2018



**EMPOWERING INDIA...ENABLING LIFE**



## CONTENT

Member of the Board	05
Management During 2017-2018	06
Banker, Auditors and Corporate Office	07
Chairman's Statement	08
Performance of CIL at a glance (Graphical Representation)	15
Operation Statistics	20
Brief Profile of Directors	35
Director's Report	46
Comments of the Comptroller & Auditor General of India on Standalone Accounts of Coal India Limited	99
Auditor Report on the Standalone Financial Statements for the year ended 31st March 2018	101
Comments of the Comptroller & Auditor General of India on Consolidated Accounts of Coal India Limited	107
Auditor Report on the Consolidated Financial Statements for the year ended 31st March 2018	109
Observation of Auditor on Standalone Financial Statements and Management Explanation	116
Observation of Auditor on Consolidated Financial Statements and Management Explanation	119
Secretarial Auditor Report	158
Report on Corporate Governance	176
Sustainable Development Report	194
Management Discussion and Analysis Report	195
Standalone Accounts of CIL	218
Consolidated Accounts of CIL & its Subsidiaries	282



## **MISSION**

To produce and market the planned quantity of coal and coal products efficiently and economically in an eco-friendly manner with due regard to safety, conservation and quality.

## **VISION**

To emerge as one of the global players in the primary energy sector committed to provide energy security to the country by attaining environmentally & socially sustainable growth through best practices from mine to market.

## BOARD OF DIRECTORS



Shri R.K.Sinha



Shri A K Jha



Smt. Reena Sinha Puri



Shri C.K .Dey



Shri S N Prasad



Shri B Dayal



Shri R P Srivastava

## INDEPENDENT DIRECTORS



Ms. Loretta Mary Vas



Dr S.B.Agnihotri



Dr D.C.Panigrahi



Dr. Khanindra Pathak



Shri Vinod Jain



Shri V K Thakral



Shri B L Gajipara

## PERMANENT INVITEES



Shri R R Mishra



Shri S Saran



Shri Anurag

**MEMBERS OF THE BOARD**

as on 10th July, 2018

**Functional Directors:**

Shri A K Jha	:	Chairman
Shri C.K Dey	:	Finance
Shri S.N. Prasad	:	Marketing
Shri B Dayal	:	Technical
Shri R.P Srivastava	:	Personnel

**Part-Time Official Directors:**

Shri R. K. Sinha	:	Joint Secretary, MoC, New Delhi
Smt. Reena Sinha Puri	:	JS & FA, MoC, New Delhi

**Independent Directors:**

Ms. Loretta Mary Vas  
Dr S.B.Agnihotri  
Dr. D.C.Panigrahi  
Dr. Khanindra Pathak  
Shri Vinod Jain  
Shri V K Thakral  
Shri B L Gajipara

**Permanent Invitees:**

Shri R R Mishra	:	Chairman-cum-Managing Director, WCL.
Shri S.Saran	:	Chairman-cum-Managing Director, CMPDIL
Shri Anurag	:	Addl. Member(Traffic Transportation) Railway Board

**Company Secretary**

Shri M. Viswanathan



# COAL INDIA LIMITED

A MAHARATNA COMPANY

## MANAGEMENT DURING 2017-18

Shri Gopal Singh	:	Chairman [Addl. Charge] (From 01.09.2017)
Shri S. Bhattacharya	:	Chairman (From 05.01.2015 till 31.08.2017)

### Functional Directors

Shri C.K. Dey	:	Director (Finance) (From 01.03.2015)
Shri S.N. Prasad	:	Director (Marketing) (From 01.02.2016) [Addl. Charge- Director (P) from 31.03.2017 till 18.06.17]
Shri B. Dayal	:	Director (Technical) (From 11.10.2017)
Shri R P Srivastava	:	Director (Personnel) [From 31.01.2018]
Shri R R Mishra	:	Director (Personnel) [Addl. Charge] (From 19.06.17 till 30.01.2018)
Shri S. Saran	:	Director (Technical) [Addl. Charge] (From 31.10.2016 till 10.10.2017)

### Part Time Official Directors

Shri R. K. Sinha	:	Joint Secretary, MoC (From 05.08.2016)
Smt. R. Sinha Puri	:	Joint Secretary, MoC (From 09.06.2017)
Shri Vivek Bharadwaj	:	Joint Secretary, MoC (From 30.8.2016 till 08.06.17)

### Independent Directors

Ms. Loretta Mary Vas	:	(From 17.11.15)
Dr S.B. Agnihotri	:	(From 17.11.15)
Dr D.C.Panigrahi	:	(From 17.11.15)
Dr. Khanindra Pathak	:	(From 17.11.15)
Shri Vinod Jain	:	(From 17.11.15)
Shri V K Thakral	:	(From 06.09.17)
Shri B L Gajipara	:	(From 22.09.17)

### Permanent Invitees

Shri R.R. Mishra	:	CMD, WCL (From 06.11.15)
Shri S. Saran	:	CMD, CMPDI (From 01.01.16)
Shri A. K. Gupta	:	Addl.Member (Traffic Transportation), Railway Board (From 05.08.16 till 31.01.2018)

### Company Secretary:

Shri M.Viswanathan	:	(From 14.12.2011)
--------------------	---	-------------------



## BANKERS, AUDITORS AND REGISTERED OFFICE

### LIST OF BANKS AS ON 31.03.2018

1. STATE BANK OF INDIA
2. PUNJAB NATIONAL BANK
3. UNITED BANK OF INDIA
4. CANARA BANK
5. ALLAHABAD BANK
6. UNION BANK OF INDIA
7. BANK OF BARODA
8. BANK OF INDIA
9. ORIENTAL BANK OF COMMERCE
10. HDFC BANK
11. ICICI BANK
12. CORPORATION BANK
13. STANDARD CHARTERED BANK
14. ANDHRA BANK
15. CITI BANK
16. DEUTSCHE BANK
17. IDBI BANK
18. UCO BANK
19. SYNDICATE BANK

Statutory Auditor	Registered Office	Website	Registrar & Share Transfer Agent
M/s Chaturvedi and Co Chartered Accountants 60, Bentick Street, Kolkata- 700069	Coal Bhawan, Premises No-04 MAR, Plot No-AF-III, Action Area-1A, New town, Rajarhat, Kolkata-700156 Phone-033-23245555 Fax-033-23246510	<a href="http://www.coalindia.in">www.coalindia.in</a>	<b>M/s. Alankit Assignment Limited</b> Alankit Height, 1E/13, Jhandewalan Extension, New Delhi – 110 055 Phone No: 011-4254-1234/2354-1234 Fax No: 011-4154-3474 E-mail id: <a href="mailto:alankit_rta@alankit.com">alankit_rta@alankit.com</a> Website: <a href="http://www.alankit.com">www.alankit.com</a> Toll free no-1860-121-2155



**COAL INDIA LIMITED**

*A MAHARATNA COMPANY*

**CHAIRMAN'S STATEMENT**



**Shri Anil Kr. Jha**

Chairman

## Dear Members,

I am delighted to welcome you to the 44<sup>th</sup> Annual General Meeting of Coal India Limited (CIL). The Directors' Report and the Financial Statement for the year ended 31<sup>st</sup> March' 2018 together with the report of Statutory Auditors and report and review of Comptroller & Auditor General of India are already with you.

### 1. Importance of coal and Coal India Limited

India is on a high orbit growth trajectory expanding industrially and economically. Concurrently, with this exponential transformation, the country's energy need is also on the increase. This is where coal steps in. You all are aware that in India Coal is the ready answer to escalating energy demand as around 56% of the India's primary commercial energy is met by coal alone. Around 73% of the entire power generated in the country is coal based. The country's planners however are alternatively exploring to shift from being a largely fossil driven energy economy to one that is powered by clean and renewable energy especially solar. This is certainly a welcome move as it would supplement coal's role if not entirely substitute it. As an industry and nation, we will have to reconcile to the fact that both coal and renewables will co-exist and complement each other in the years to come. Only then, we will be able to chart the course, which is sustainable, efficient, effective and competitive for India. On one hand, it will require us to reduce the development risks and constraints to coal mining and on the other, ensuring that the coal industry in India continues its focus on environment and sustainability practices. There has been significant growth on all parameters of environment and sustainability in coal mining in India – land reclamation, water conservation, forest and wildlife conservation, adoption of renewables, safety, community development and R&R, etc. However, more needs to be done and as one of the leading players in the Indian coal industry, CIL is committed to do more than what expected from it. But as base fuel for power, coal is expected to retain its position in the foreseeable future. What make coal such a preferred energy fuel is its abundance, availability and affordability. The estimated geological resource of India coal stood at 315.15 Billion tonnes as on 1<sup>st</sup> Apr'17.

With the rural electrification programme and 24 × 7 power for all, your company is poised to play a greater and more responsible role as energy supplier in fulfilling the noble cause of the government. Against this backdrop, you will be proud to know that your company, CIL, spearheads the country's coal production and produce around 84% of the country's entire coal output. It is only CIL, which virtually fuels and empowers the power sector in the country. It would not be an exaggeration to state that CIL is synonymous with India's energy scenario. Notwithstanding the extraneous factors, CIL is committed to increase its coal supply and meet the coal demand in the country. We plan to do better on all fronts and are committed to make a difference.



*Welcome of Shri Piyush Goyal, Hon'ble Minister for Coal & Railways, Government of India, at the venue by senior officials of Coal India before the inaugural event of 43<sup>rd</sup> Foundation Day of Coal India, held on 1<sup>st</sup> November, 2017*



*Shri Piyush Goyal, Hon'ble Minister for Coal & Railways, Government of India addressing the august gathering during the celebration of 43<sup>rd</sup> Foundation Day of Coal India, held on 1<sup>st</sup> November, 2017 held at Science City Auditorium*

## 2. Notable Achievements of 2017-18

The performance of Coal India Limited was amply satisfying in more than one during the financial year 2017-18. The company had created 'many new highs' never witnessed before:-

- Achieved an all-time high off-take of 580.28 Million Tonnes with a 6.8% growth compared to the last year.
- In fact, coal off-take had surpassed the production with a margin of 12.9 Million Tonnes with Ministry of Coal, Ministry of Railways and Coal India Limited together pushing more coal into the system with increased loading of rakes.
- Power Sector, the largest coal-consuming segment of Coal India was also supplied with 454.24 Million Tonnes of coal, the highest off-take to the power plants, by satiating their demand. The growth was again 6.8% compared to the last year's achievement of 425.4 Million Tonnes.
- Coal production of 567.36 Million Tonnes showed an increase of over 13 Million Tonnes in absolute terms compared to the last fiscal clocking a growth of 2.4%.
- Besides ensuring highest coal production till date, coal inventory as on 1<sup>st</sup> April 2018 stood at 55.55 MTs against 68.42 MTs of last year, thereby resulting in stock liquidation of about 13 MTs.
- Commissioned two long pending, major rail infrastructure projects, Tori- Balumath section (in Tori- Shivpur division under jurisdiction of CCL) and Jharsuguda- Barpali- Dardega section (under jurisdiction of MCL) which were built on deposit basis and are now operational.
- Two coking coal washeries, Dahibari washery with a capacity of 1.6 MTY and Patherdih washery with 5 MTY were commissioned. Plans are on the anvil to set up a non-coking coal washery in the Ib-Valley for which a letter of award was issued.
- Two new Coal Handling Plants with Rapid Loading System in Khadia 6 MTPA CHP/RLS, NCL and Bharatpur 15 MTPA CHP/RLS in MCL have been commissioned.
- 10 coal projects with an ultimate capacity of 41.39 MTY with sanctioned capital of ₹ 1524.27 Crores have been completed.
- 24 Environment clearances were obtained by CIL and its subsidiaries with a total EC of 237.22 Million Tonnes of coal per annum. Besides the above, 14 (Stage I) forest clearances covering an area of 1919.49 Ha and 7 (Stage II) forest clearances covering an area of 832.55 Ha were also secured during the year.

- In the calendar year 2017, fatalities in CIL and its subsidiaries had decreased by 33% and serious injuries by 9% compared to 2016.
- The 10<sup>th</sup> Wage Agreement influencing over 3 lakh workers across the country was finalised in the 10<sup>th</sup> meeting of JBCCI consisting of representatives of both CIL Management and of Central Trade Unions on 10<sup>th</sup> October 2017 much to the satisfaction of the employees who received 20% increase in wages.

### 3. Financial Performance:

Your Company is one of the highest contributors to the government ex-chequer both – Central and State governments. Coal India paid corporate taxes of ` 7432.89 crores to Government of India in financial year 2017-18.

Your Company and its subsidiaries had also paid/adjusted ` 44,046.57 crores Royalty, GST, Cess, DMF and NMET and other levies.

During 2017-18, Coal India earned a pre-tax profit of ` 10,726.44 crores and a Profit after Tax of ` 7,020.22 crores.

Your company had paid an interim dividend of ` 10,242.24 crores @ ` 16.50 per share. Of the total dividend, the share of Govt. of India was ` 8,044.86 crores and the rest ` 2,197.38 crores was given to other shareholders.

### 4. Strategies for Growth

Coal India is faced with meeting challenging targets in the years ahead. Going forward, in order to meet the production targets, Coal India needs to step up its growth rate.

- 11 coal blocks have been allotted to Eastern Coalfields Limited, Bharat Coking Coal Limited and Western Coalfields Limited put together. These new blocks will help these subsidiaries to produce more than 100 Million Tonnes of coal per annum in near future.
- 4 coal mining projects with an ultimate capacity of 24.60 MTY and total capital investment of ` 4155.46 Crores were approved by CIL Board which would help to maintain Coal India's production growth tempo.

To further sustain the growth momentum in its production and off-take in future, Coal India has formulated following multi-pronged strategies:-

#### (i) Critical Railway Links - Collaboration with State Governments & Railways.

In order to achieve the planned growth in production and evacuation in future, CIL has undertaken major Railway Infrastructure Projects, implemented either by Railways or JV Companies formed with IRCON representing Railways, Subsidiary Company representing CIL and concerned State Government.



*The audience of very senior former officials of Coal India and Trade Union Leaders, attending the inaugural event of 43<sup>rd</sup> Foundation Day of Coal India, held on 1<sup>st</sup> November, 2017 held at Science City Auditorium*



# COAL INDIA LIMITED

A MAHARATNA COMPANY

## 13 projects for coal evacuation have been identified:

- 3 funded by coal companies.
- 4 funded through SPVs.
- 6 Railway funded projects.

### On deposit Basis by CIL (3 Nos)

1. Tori - Shivpur (Double BG Line).
2. Jharsuguda - Barpalli-Sardega Rail link (SECR) – Commissioned on 05.04.2018.
3. Rail Connectivity Lingaraj Silo with existing Deulbeda siding at Talcher Coalfields of MCL.

### To be taken up by Railways (2 Nos)

1. Singrauli to Shaktinagar via Karaila Road (Doubling of the line) (EC Railways).
2. 4th line in Jharsuguda to Bilaspur (SECR).

### Through JVs/SPVs by CIL (1 No)

1. Angul- Balram rail link (through MCRL).

The balance 7 rail lines that are likely to facilitate coal evacuation are envisaged to come up in the future as under:

### Through JVs/SPVs by CIL (3 Nos)

1. Shivpur-Kathautia Railway Line.
2. East Corridor through CERL.
3. East-West Corridor through CEWRL.

### To be taken up by Railways (4 Nos)

1. Third line Barkakana-Barwadih-Garhwa Road.
2. DFC- Dadri to Sonenagar & extension upto Koderma.
3. Third and fourth lines from Talcher to Budhapunk (10 km) and
4. Third line from Budhapunk to Rajatgarh (62 km).

## (ii) Acquisition and Possession of land:

In all subsidiaries of Coal India, the major portion of land is acquired under the Coal Bearing Areas (Acquisition & Development) Act, 1957. During 2017-18, notification under section 9 (1) has been issued for 10688.904 Ha and notification under section 11 (1) has been issued for 11899.112 Ha. During 2017-18, 3687.61 Ha of land has been taken into possession in different subsidiaries of Coal India Limited.

## (iii) WEB Based Online Monitoring System:

Monitoring of 69 coal-mining projects costing more than ` 150 Crores with Project monitoring software MS Project have been started in Coal India Limited during the year 2016-17. Regular interactions with subsidiaries is being done. Regular workshops are also being organised to train the executives in MS Project software.

CIL in association with CMPDI recently launched a portal MDMS (Mine Data Base Management System) to monitor the ongoing projects costing ` 20 Crores and above in CIL.

Crucial issues are also being uploaded by CIL and its subsidiary companies on the MOC e-CPMP portal and MOC is vigorously following up with the state governments and other associated ministries by holding meetings with concerned officials to expedite EC & FC approvals.

## (iv) Technology Development

- Exploration capacity is being augmented with more use of hydrostatic drills, geophysical loggers, 2D/3D Seismic Survey Technology and optimization of number of coring/non-coring boreholes based on the complexity of geology of the block. State of the art 'Paradigm Software' for seismic data processing and interpretation has successfully been commissioned to enhance the quality processing of data and its utilization. M/s Sercel make 'mini vibrator seismic energy' source has been procured which will enable to record seismic traces from depths in the range of 800-1000 metre with better resolution and thereby expediting coal exploration.
- CIL has introduced high capacity HEMMs, Operator Independent Truck Dispatch System (OITDS), in-pit crushing & conveying to augment its coal production and operational efficiency. Other technologies like High Angle Conveyor and Pipe conveyor are proposed for coal transportation which will reduce the operational cost of the mine. For slope stability, CIL is using slope stability radar and is planning to introduce this technology in all open cast mines, for improving the safety and consequently, productivity of the mine. Drones were used for the first time in CIL for benchmarking its capabilities in various technical applications like generation of contours, ortho photos and computation of stock pile volumes
- Introduction of Continuous Miner Technology on large scale including Bolter Miners and Low Height Continuous Miners, Long Wall



Technology at selected places, Man Riding system in major mines and Use of Tele-monitoring techniques continued to receive priority to increase production from underground mines. Multi Utility Vehicles (MUV) and Free Steered Vehicles (FSV) are also being deployed for quick, safe and efficient transport of material and men respectively in mechanised underground mines.

#### v) Other Improvement Areas

- To synergize the total operational processes and further facilitate effective decision making, Enterprise Resource Planning (ERP) is likely to be implemented in Coal India soon. This will ensure cohesive, cogent and efficient inputs into the system resulting in rationalisation of resources and finally cost reduction.
- The Union Government has recently allowed Coal India to extract natural gas, Coal Bed Methane from coal seams. Earlier Coal India had to apply for a licence to Ministry of Oil and Natural Gas to extract CBM from its coal seams. With this move Coal India and its subsidiaries no longer require such permissions. CIL is planning to set a coal based methanol plant at Dankuni Coal Complex of SECL. In the fiscal year 2017-18 the licensors for supply of coal gasification technology have been pre-qualified and a Pre-Feasibility Study for producing 6.76 Lakh metric tonnes per annum of methanol has been completed. The methanol to be produced at DCC will likely find a definitive market in the eastern states of India, once the policy of Government for blending of methanol with petrol comes into practice.
- Vision 2030 for coal sector has been deliberated with the subsidiaries. A workshop with the stakeholders has also been conducted and with the recommendation of CIL Board, it was sent to Ministry of Coal for further action.
- CIL and its subsidiaries companies have introduced various initiatives using information technology (IT) to increase transparency and for the optimum utilisation of resources. E-office, a solution from NIC was implemented to ensure paperless office. An e-portal was launched by CIL for quality monitoring of its coal by the customers. CIL has also launched mobile apps like SEVA and GSKV for its customers, Biometric attendance has been introduced in CIL and its subsidiary companies.

#### (v) Customer Satisfaction

- i. For enhanced customer satisfaction, special emphasis has been given to Quality Management of coal from mine to dispatch point.
- ii. Continuing with the steps for independent assessment of grades of mines through various academic institutes of national repute by CCO, annual grade declaration of 2018-19 has been finalized by CCO. Total 386 mines were re-assessed and out of these 61 mines are downgraded and 42 mines are up-graded.
- iii. In order to monitor coal quality, a portal UTTAM (Unlocking Transparency by Third Party Assessment of Mined Coal) has been launched by CIL to capture entire life cycle of sample. With the help of the portal, information of coal quality on regular basis will be accessible to both Coal Cos. and Consumers.

#### 5. Green Initiatives

Environmental and eco-system restoration is a conscious effort in Coal India. Your company is aware of the importance of environmental issues and tries to the extent possible to restore the environment and Nature to its original pristine condition. Mandatory obligations apart, Coal India takes it upon itself as a moral obligation.

To promote Green Initiatives taken by Gol, CIL has submitted a Green Energy Commitment letter to MNRE for developing **1000 MW Solar Power Projects**. For implementation of these projects, CIL has signed an MoU with Solar Energy Corporation of India (SECI).

In the 1<sup>st</sup> phase, tender was floated for setting up of 2x100 MW Solar PV Project in the state of Madhya Pradesh. But, due to downward trend in prices of solar projects and availability of land in Madhya Pradesh Solar park, the tenders were cancelled and SECI is in the process of retendering the same in the state solar park of Madhya Pradesh.

CIL has taken initiatives for installation of more than 3000 MW capacity Solar Power Plant to become a 'Net Zero Company'.

Plantation and Green belt are developed through extensive tree plantation programme every year by the subsidiaries of Coal India Ltd. The subsidiaries of CIL have planted around 96 million plants covering an area over 38378 Ha. During 2017-18, 1.99 million saplings have been planted covering an area of 821.52 Ha.

#### 6. Safety – Always a priority

Safety at work is always our supreme priority. Safety is engrained in our mission statement and is one of the most influential factors in our inclusive business strategy. CIL have framed a well- defined safety policy to ensure safety in all our mines and establishments. All our operations, systems and processes are meticulously planned and designed with due regard to safety, conservation, sustainable development and environment. Our best endeavors are continued for achieving Best Safe Practices and Preventive Safety Culture. CIL have adopted internationally recognized advanced tool for Risk Management in our mines. CIL always encourage and promote a proactive participatory safety culture to improve safety awareness at all levels. This year CIL has introduced "Safety Flag" as a symbol for CIL's endeavour in fortification of Mine Safety and observation of ILO's "World Day for Safety and Health at Work" to promote, enhance and instil awareness and appreciation on the importance of occupational safety and health and to stimulate the mutual cooperation and support amongst all stakeholders of safety.

Over the years, the safety standard of our mines have improved appreciably due to sincere commitment and mutual efforts, continuous and sustainable safety awareness drives, imparting the best training and application of the technology. Our accident statistics - the relative indicator for mine safety, have touched to an all time lowest figures in 2017-18 since inception of CIL in 1975. However, we are not complacent and our sincere efforts are persisted for further improvement in safety standard to achieve 'Zero Accident'.

#### 7. Corporate Social Responsibility

Apart from improving the quality of lives of people, Coal India's Corporate Social Responsibility initiatives also take them along towards the



# COAL INDIA LIMITED

A MAHARATNA COMPANY

company's goal by partnering with them. While pursuing the enhancement of Coal production, CSR is being undertaken for inclusive growth of community as a whole and the nearby affected communities. Coal India has spent ₹ 483.78 crores in FY ending 2018 on CSR initiatives. Major activities undertaken are :

1. Cure and better management of disease in Thalassemia patients by way of financial assistance of ₹ 10 lakhs per patient to Christian Medical College, Vellore, Tata Medical Centre, Kolkata, Rajiv Gandhi Cancer Institute and Research Centre, New Delhi, All India Institute of Medical Sciences, New Delhi and Post Graduate Institute of Medical Education and Research, Chandigarh.
2. Different development works in Purulia, West Bengal through The Energy and Resources Institute (TERI):-
  - a. Promoting renewable solutions for the energy needs of the households – Installation of Integrated Domestic Energy Systems and Solar Street Lights.
  - b. Agriculture, greening and capacity building initiatives.
  - c. Sanitation – Construction of Individual Household toilets in 5,660 households.
  - d. Education through Knowledge cum Resources Centers in 40 schools.
3. Construction of Medical College and hospital – Mahanadi Institute of Medical Science and Research (MIMSR) by MCL at Talcher, Odisha.
4. CCL KE LAL / CCL KI LAADLI – an initiative aimed at facilitating the meritorious students of PAPs (Project Affected People) residing in the command areas of CCL by providing them coaching from experts with lodging , boarding and formal schooling for Class 10th & 12th to prepare them for appearing in admission in Engineering colleges like IIT, NIT and other prestigious colleges of the country.
5. Adoption of Green Highway by SECL - Roadside plantations (around 100km) along NH-78 from Shahdol to MP/CG Border implemented through NHAI.
6. Treatment of villagers through Mobile Medical Vans by BCCL – more than 1.19 lakh beneficiaries.
7. Financial support towards setting up of Indian Institute of Liver and Digestive Sciences (IILDS) at Kolkata by CIL by way of procurement of costly medical equipment.

## 8. Corporate governance

Coal India complied with the conditions of Corporate Governance, as stipulated in the Guidelines on Corporate Governance for Central Public Sector Enterprises (CPSEs) issued by the Department of Public Enterprises, Government of India and Regulation 34(3) read with schedule V of the SEBI (Listing Obligations and Disclosure Requirements) Regulations, 2015 with the Stock Exchanges. As required under the guidelines and provisions, a separate section on Corporate Governance has been added to Directors' Report and a Certificate regarding compliance of conditions of Corporate Governance has been obtained from a practising Company Secretary.

Coal India has conducted Secretarial Audit for 2017-18, as required under Companies Act 2013 and the Secretarial Audit Report is enclosed as a part of Directors report.

## 9. Vision

Coal India's vision is to ensure that there is no shortage of coal in the country and to make the country self-reliant in coal. Coal India envisions to be a commercially viable company and endeavours to move ahead as a contemporary, professional, consumer friendly and successful corporate entity committed to national developmental goals. The vision also extends to dedicate itself to the service of the countrymen in providing the primary commercial energy in an affordable and environmentally friendly manner. Coal India aims to be not only a valued company but a company with values through constantly innovating on ease of doing business.

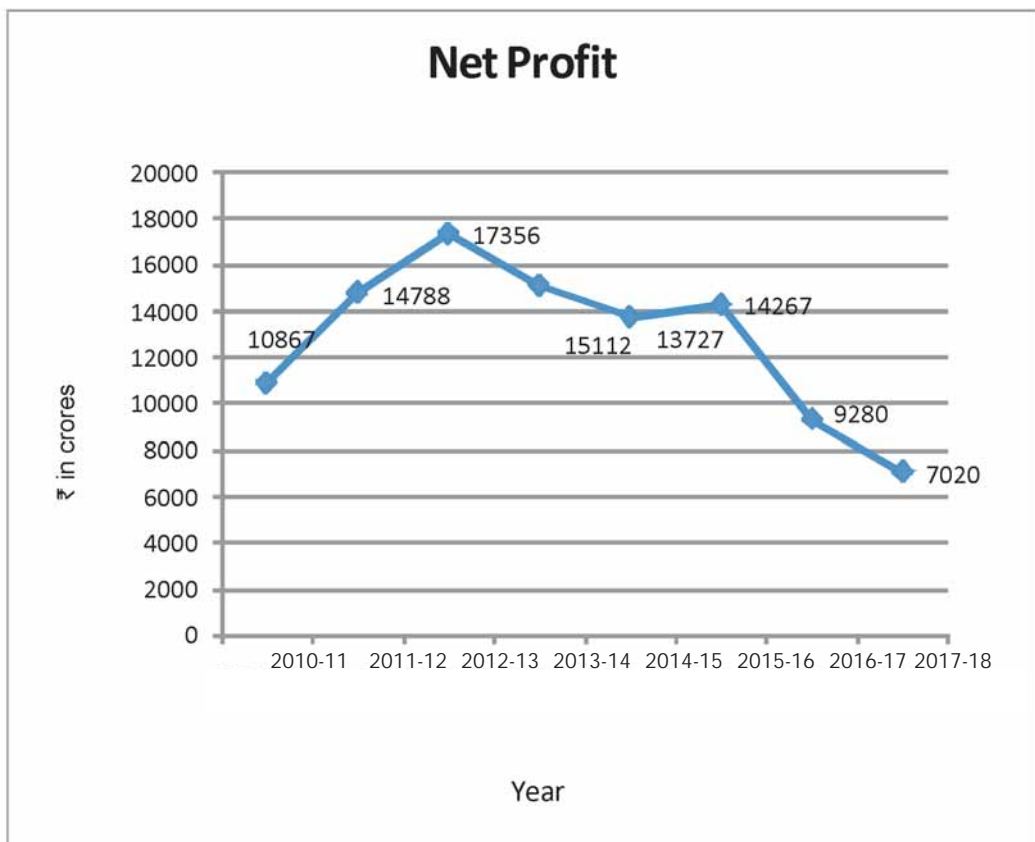
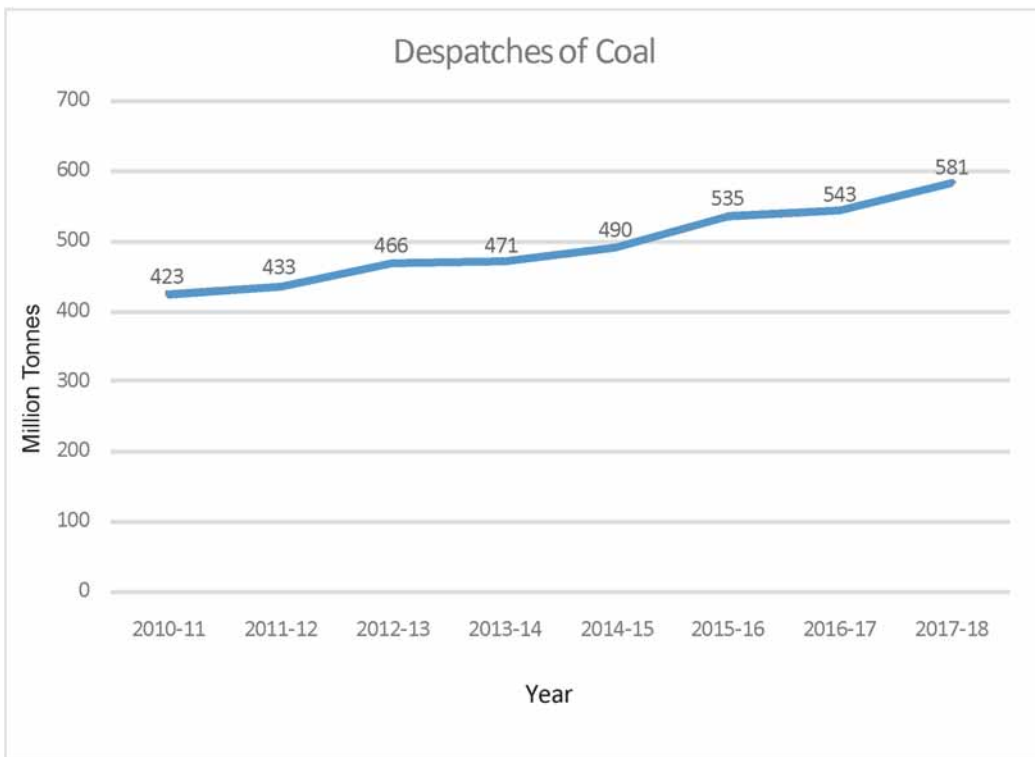
## 10. Acknowledgement

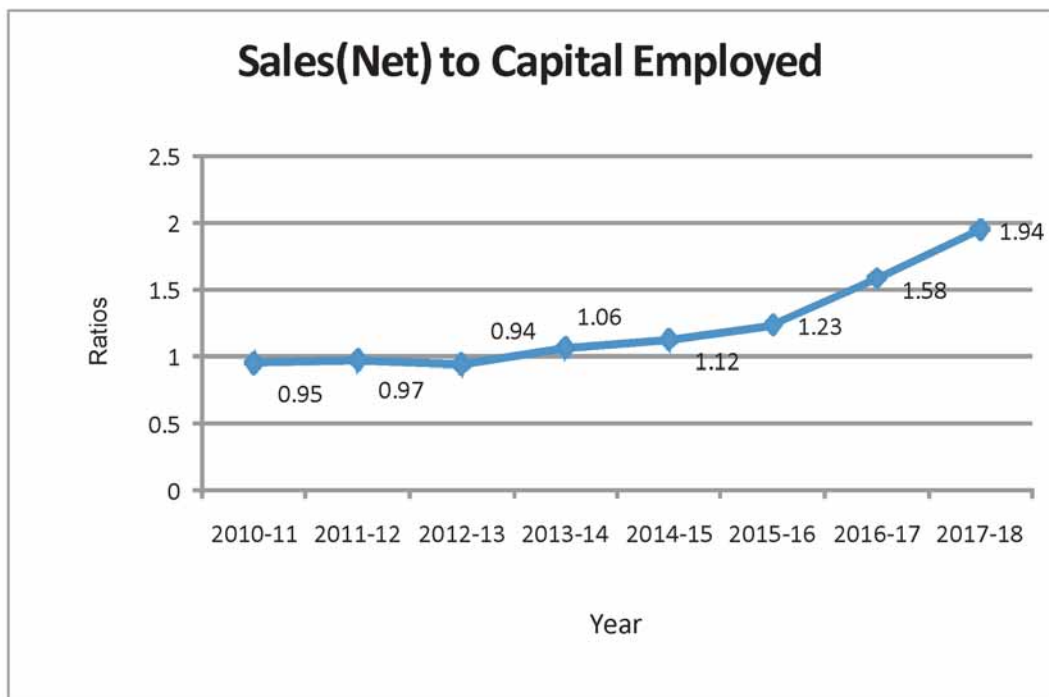
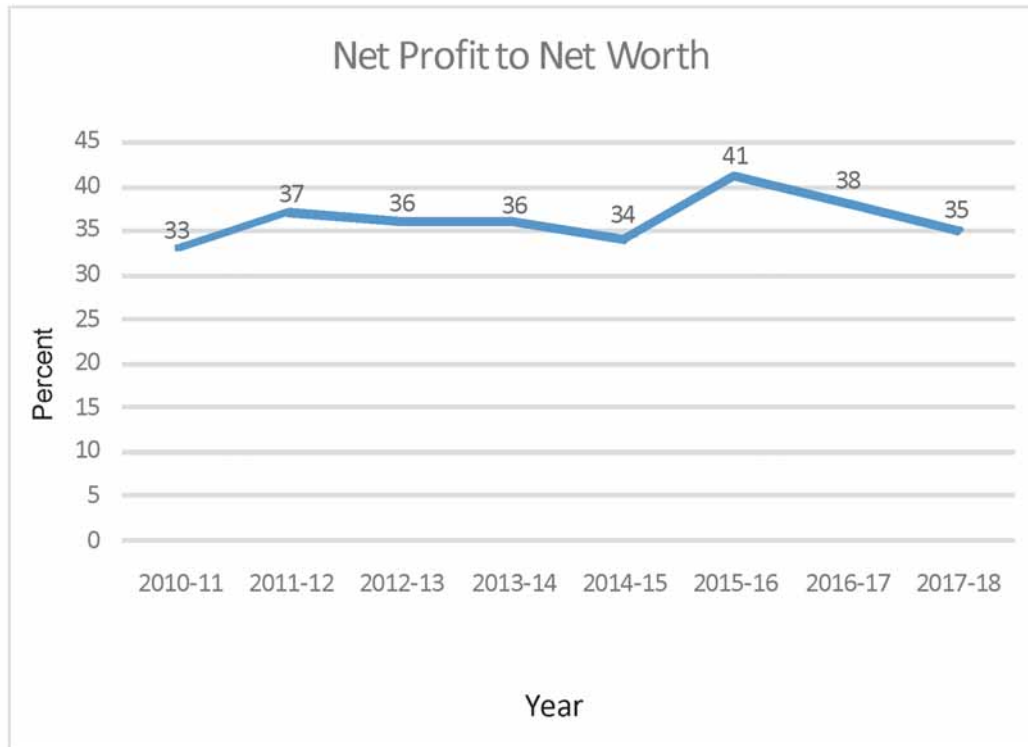
On behalf of your Company's Board of Directors, I wish to convey my deep gratitude to you, our valued shareholders, for your continued support and trust. This motivates us to excel in all our pursuits and constantly create value for you as well as for the nation.

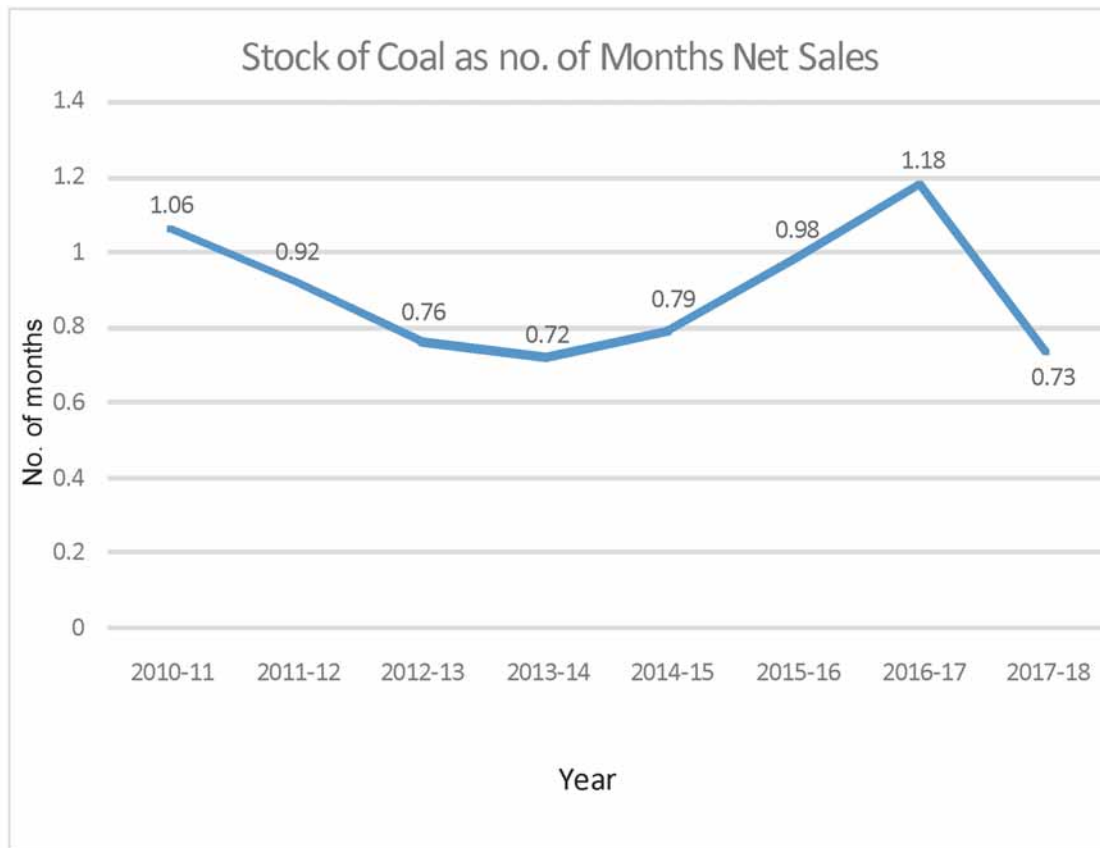
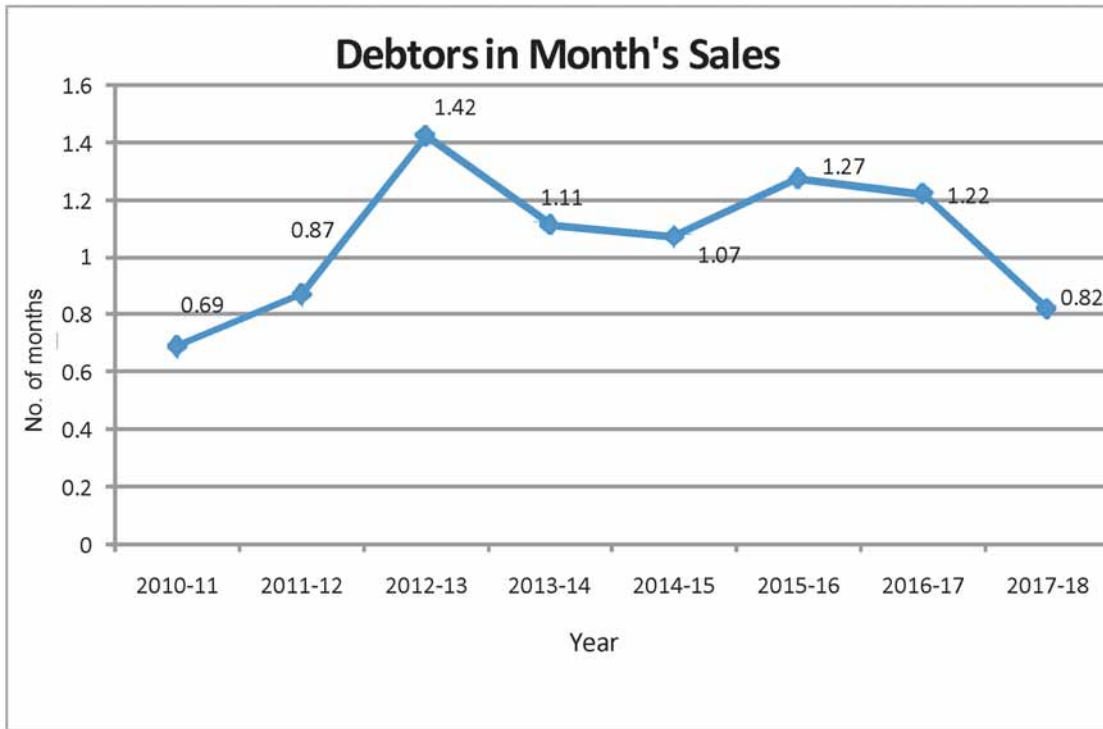
I appreciate the unstinted support and valuable guidance received from the Ministry of Coal, Government of India. I also express my sincere thanks to other Central Government Ministries and Departments, State Governments, all employees, Trade Unions, Auditors, Consumers and Suppliers for their continuous co-operation.

Kolkata  
Dated: 7th July, 2018

Anil Kumar Jha  
Chairman  
(DIN: 06645361)



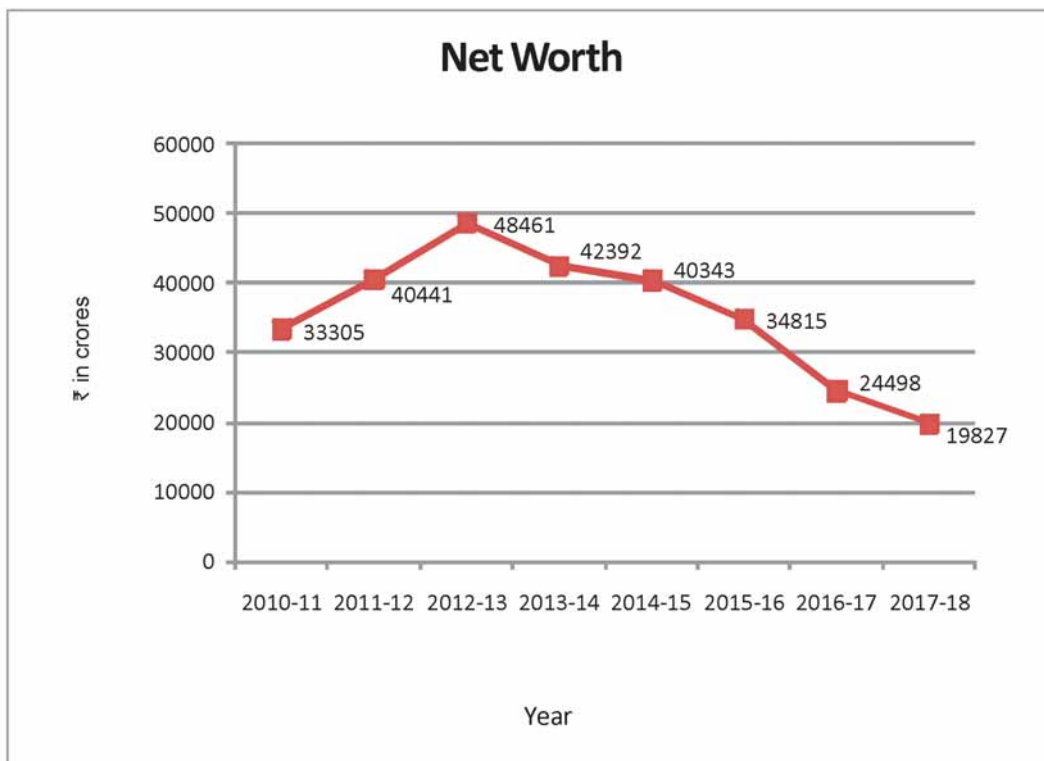
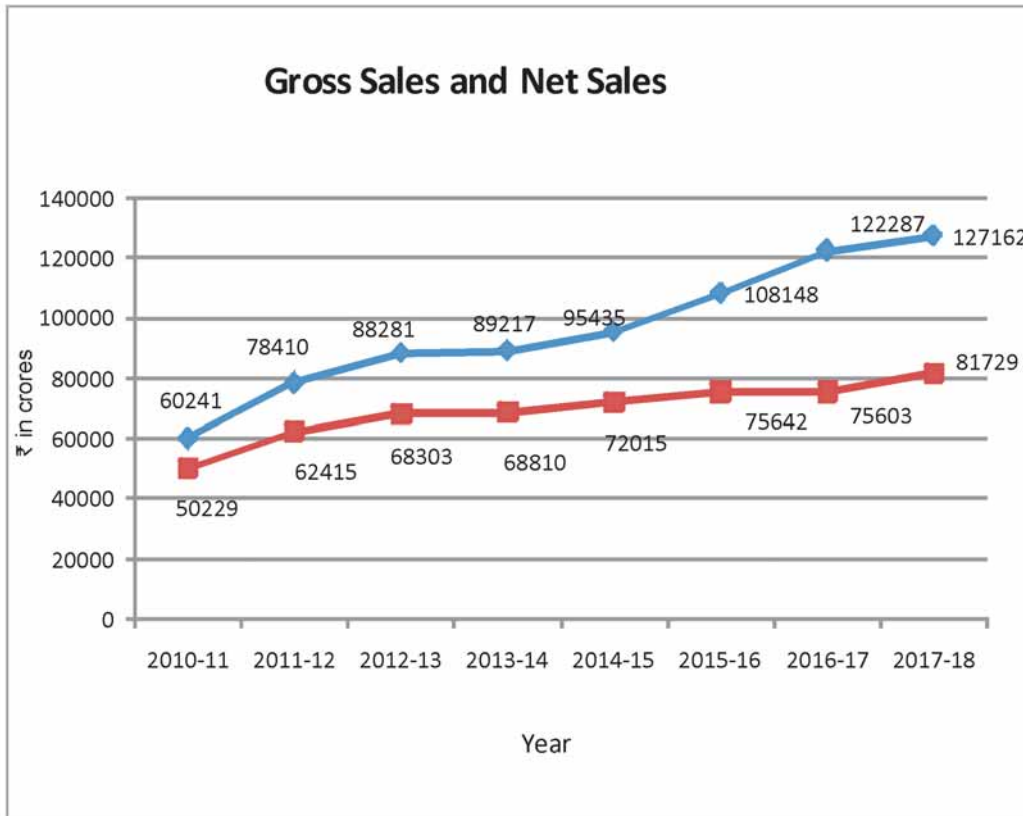


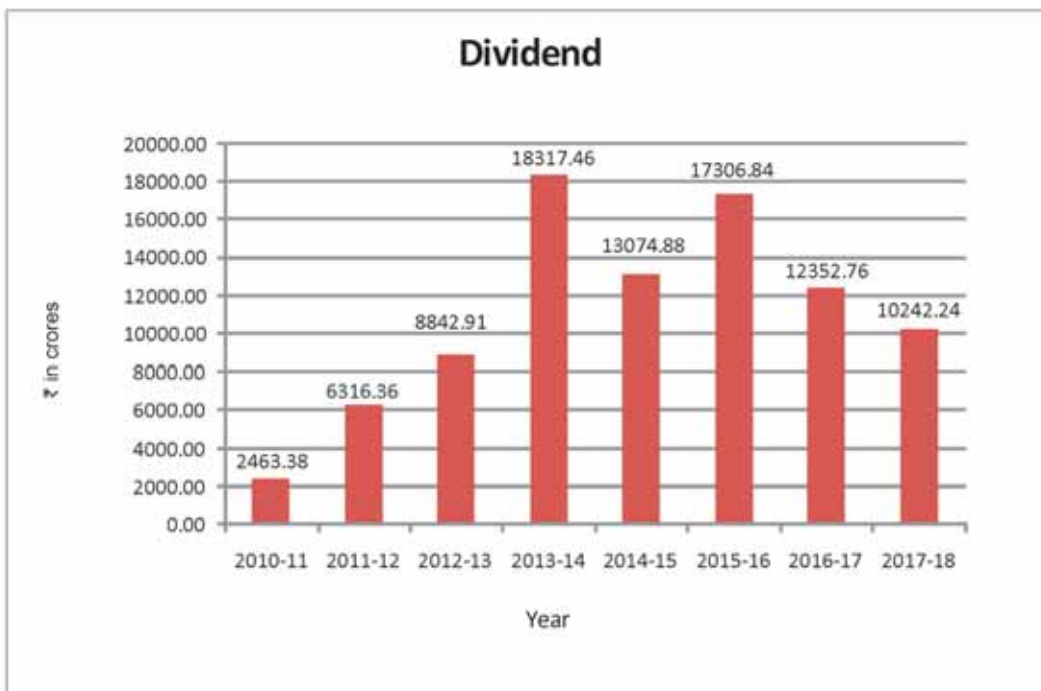
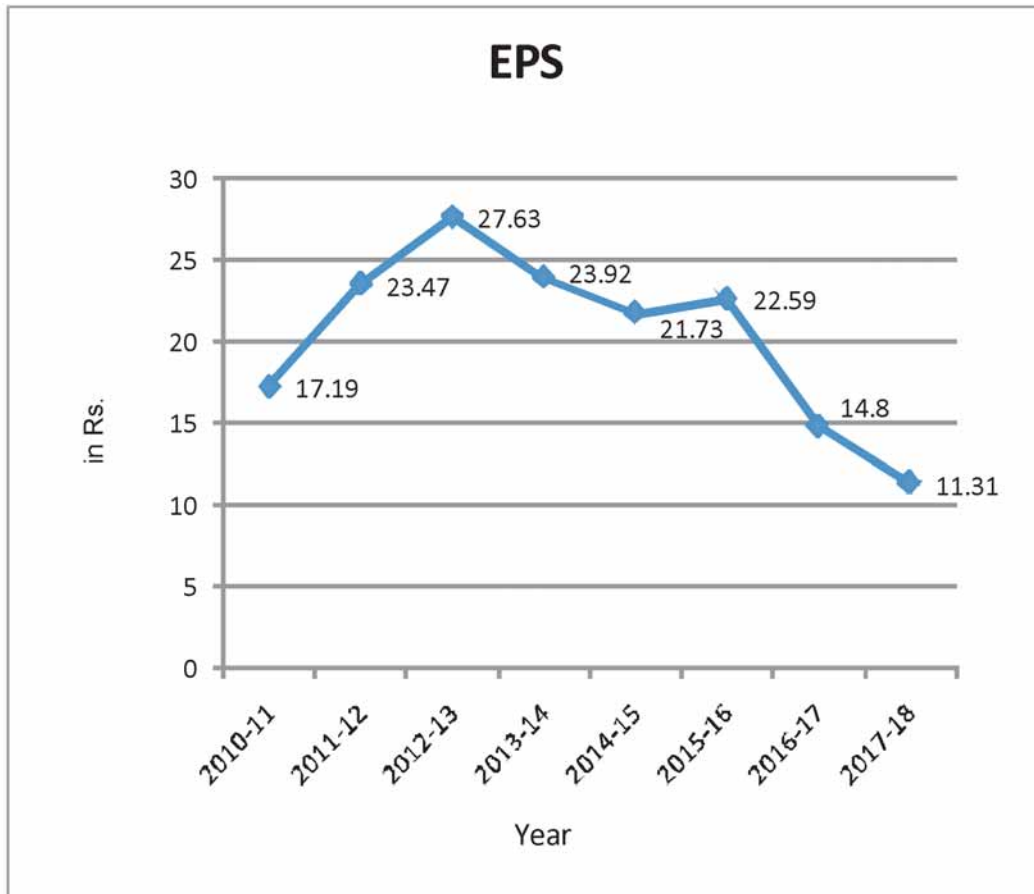




# COAL INDIA LIMITED

A MAHARATNA COMPANY







# COAL INDIA LIMITED

A MAHARATNA COMPANY

## OPERATIONAL STATISTICS

Year Ending 31st March	2018	2017	2016	2015	2014	2013	2012	2011	2010	2009	2008
1.a) Production of Raw Coal (MillionTonnes)											
Underground	30.542	31.477	33.786	35.042	36.11	37.776	38.39	40.02	43.25	43.96	43.54
Opencast	536.823	522.663	504.968	459.196	426.31	414.435	397.45	391.30	388.01	359.77	335.92
<b>Total</b>	<b>567.365</b>	<b>554.140</b>	<b>538.754</b>	<b>494.238</b>	<b>462.42</b>	<b>452.211</b>	<b>435.84</b>	<b>431.32</b>	<b>431.26</b>	<b>403.73</b>	<b>379.46</b>
b) Overburden Removal (million Cum)	1178.12	1156.377	1148.908	886.528	806.54	746.702	735.14	732.13	682.03	645.13	607.56
2. Off take (Raw Coal) (MillionTonnes)											
Power	453.473	426.294	407.648	385.852	354.62	345.32	312.05	304.30	298.87	296.74	280.15
Steel/Hard Coke	5.835	6.759	7.668	6.994	6.75	8.04	7.76	9.50	8.92	9.00	10.01
Others	120.976	110.266	119.180	96.531	110.211	111.818	113.27	110.70	108.09	95.72	85.17
<b>TOTAL</b>	<b>580.284</b>	<b>543.319</b>	<b>534.496</b>	<b>489.377</b>	<b>471.581</b>	<b>465.178</b>	<b>433.08</b>	<b>424.50</b>	<b>415.88</b>	<b>401.46</b>	<b>375.33</b>
3. Average Manpower	304386	316210	327750	339867	352282	364736	377447	390243	404744	419214	432710
4. Year-end Manpower	298757	310016	322404	333097	346638	357926	371546	383347	397138	412350	426077
5. Productivity											
A) Average per Man per Year (tonnes)	1899	1787	1671	1484	1334	1263	1173	1125.1	1085.93	979.11	890.59
B) Output per manshift (OMS)											
i) Under Ground (Tonnes)	0.86	0.80	0.80	0.79	0.76	0.77	0.75	0.77	0.78	0.76	0.73
ii) Open Cast (Tonnes)	14.1	15.26	14.35	13.13	12.18	11.48	10.40	10.06	9.51	8.95	8.6
iii) Overall (Tonnes)	7.71	7.53	6.95	6.20	5.62	5.32	4.89	4.73	4.47	4.09	3.79



**OPERATIONAL STATISTICS - COAL INDIA LTD. (CONSOLIDATED)**  
**INCOME AND EXPENDITURE STATEMENT after IND AS**

(` in Crores)

Sl No	For The Year Ending 31st March	2018	2017	2016
<b>A</b>	<b>Earned From</b>			
<b>1</b>	<b>Gross Sales (Coal)</b>	<b>127162.17</b>	<b>1,22,286.96</b>	<b>1,08,147.54</b>
	Less: Excise Duty & Other Levies	45,432.71	46,684.10	32,505.76
<b>2</b>	<b>Net Sales</b>	<b>81,729.46</b>	<b>75,602.86</b>	<b>75,641.78</b>
3.i	Facilitation charges for coal import	0.00	0.00	0.38
3.ii	Subsidy for Sand Stowing & Protective Works	80.79	126.84	126.85
3.iii	Recovery of Transportation & Loading Cost (Net of Excise Duty)	2,980.60	2,490.91	2,238.62
3.iv	Evacuation facility Charges (Net of Levies)	743.57		
3.v	Revenue from Services (Net of Levies)	328.02	190.60	
<b>3</b>	<b>Other Operating Revenue (Net of Excise Duty)</b>	<b>4,132.98</b>	<b>2,808.35</b>	<b>2,365.85</b>
4.i	Interest on Deposits & Investments	2,770.90	3,536.11	4,747.97
4.ii	Dividend from Mutual Funds	180.85	194.49	265.09
4.iii	Other non-operating Income	1,706.57	1,593.61	927.52
<b>4</b>	<b>Other Income</b>	<b>4,658.32</b>	<b>5,324.21</b>	<b>5,940.58</b>
	<b>TOTAL (A)</b>	<b>90,520.76</b>	<b>83,735.42</b>	<b>83,948.21</b>
<b>B</b>	<b>Paid to / Provided for</b>			
1.i	Salary, Wages, Allowances ,Bonus etc.	28472.46	25,995.43	23,675.76
1.ii	Contribution to P.F. & Other Funds	2745.56	2,666.44	2,635.76
1.iii	Gratuity	8431.27	1,029.68	912.12
1.iv	Leave Encashment	300.87	1,349.67	754.07
1.v	Others	2,683.44	2,481.66	2,149.07
<b>1</b>	<b>Employee Benefits Expenses</b>	<b>42,633.60</b>	<b>33,522.88</b>	<b>30,126.78</b>
2	Cost of Materials Consumed	6,829.57	6,968.52	7,039.76
3	Changes in inventories of finished goods/work in progress and Stock in trade	1,679.46	(1,238.38)	(1,444.22)
4	Power & Fuel	2,516.42	2,546.45	2,490.54
5	Corporate Social Responsibility Expenses	483.78	489.67	1,082.16
6	Repairs	1,439.47	1,285.92	1,241.67
7	Contractual Expenses	12,766.97	12,303.03	11,128.42
<b>8</b>	<b>Finance Costs</b>			
	Unwinding of discounts	394.79	378.55	365.51
	Other finance costs	37.00	30.63	20.65
9	Depreciation/Amortization/Impairment	3,066.38	2,906.75	2,825.91
10	Stripping Activity Adjustment	3,358.25	2,672.21	2,811.42
11	Provisions & Write Off	373.19	2,331.95	884.57
12	Other Expenses	4,215.44	5,090.91	3,935.24
	<b>TOTAL (B)</b>	<b>79,794.32</b>	<b>69,289.09</b>	<b>62,508.41</b>
<b>13</b>	<b>Profit before exceptional items and Tax (A-B)</b>	<b>10,726.44</b>	<b>14,446.33</b>	<b>21,439.80</b>
14	Exceptional Items	0.00	0.00	0.00
<b>15</b>	<b>Profit Before Tax</b>	<b>10,726.44</b>	<b>14,446.33</b>	<b>21,439.80</b>
16	Less: Tax Expenses	(3,706.66)	(5,164.79)	(7,171.87)
<b>17</b>	<b>Profit for the period from continuing operations</b>	<b>7,019.78</b>	<b>9,281.54</b>	<b>14,267.93</b>
18	Profit/(Loss) from discontinued operations (after Tax)	0.00	(0.01)	(0.01)
19	Share in JV's/Associate's profit/(loss)	0.44	(1.76)	(1.14)
<b>20</b>	<b>Profit For the Period</b>	<b>7,020.22</b>	<b>9,279.77</b>	<b>14,266.78</b>



# COAL INDIA LIMITED

A MAHARATNA COMPANY

(` in Crores)

SI No	For The Year Ending 31st March	2018	2017	2016
21	<b>Other Comprehensive Income</b>			
	A (i) Items that will not be reclassified to profit or loss	973.37	140.15	455.01
	(ii) Income tax relating to items that will not be reclassified to profit or loss	(340.87)	(58.16)	(160.89)
	B (i) Items that will be reclassified to profit or loss	0.01	0.01	0.29
	(ii) Income tax relating to items that will be reclassified to profit or loss	0.00	0.00	0.00
22	<b>Total Other Comprehensive Income [(21A)+(21B)]</b>	<b>632.51</b>	<b>82.00</b>	<b>294.41</b>
	<b>Total Comprehensive Income for the period (20+22)(Comprising Profit (Loss) and Other Comprehensive Income for the period)</b>	<b>7,652.73</b>	<b>9,361.77</b>	<b>14,561.19</b>
23	<b>Profit attributable to:</b>			
	Owners of the company	7,020.34	9,280.02	14,266.82
	Non-controlling interest	(0.12)	(0.25)	(0.04)
		<b>7,020.22</b>	<b>9,279.77</b>	<b>14,266.78</b>
24	<b>Other Comprehensive Income attributable to:</b>			
	Owners of the company	632.51	82.00	294.41
	Non-controlling interest	0.00	0.00	0.00
		<b>632.51</b>	<b>82.00</b>	<b>294.41</b>
25	<b>Total Comprehensive Income attributable to:</b>			
	Owners of the company	7,652.85	9,362.02	14,561.23
	Non-controlling interest	(0.12)	(0.25)	(0.04)
		<b>7,652.73</b>	<b>9,361.77</b>	<b>14,561.19</b>



## OPERATIONAL STATISTICS - COAL INDIA LTD. (CONSOLIDATED)

## FINANCIAL POSITION after IND AS

(` in Crores)

	As at 31st March	2018	2017	2016
<b>Sl. No.</b>	<b>Particulars</b>			
	<b>ASSETS</b>			
<b>A</b>	<b>Non-Current Assets</b>			
	(a) Property, Plant & Equipments	24063.30	22035.99	20662.55
	(b) Capital Work in Progress	10286.42	8585.22	4553.22
	(c) Exploration and Evaluation Assets	3484.58	1717.73	1351.13
	(d) Intangible assets	29.53	57.65	68.81
	(e) <u>Financial Assets</u>			
	(i) Investments	1303.06	969.39	966.11
	(ii) Loans	1020.08	23.29	80.60
	(iii) Other Financial Assets	10590.03	9534.29	8883.05
	(f) Deferred Tax Assets (net)	5355.05	2732.76	2044.54
	(g) Other non-current assets	2545.40	2238.99	1891.67
	<b>Total Non-Current Assets (A)</b>	<b>58677.45</b>	<b>47895.31</b>	<b>40501.68</b>
<b>B</b>	<b>Current Assets</b>			
	(a) Inventories	6443.85	8945.27	7569.17
	(b) <u>Financial Assets</u>			
	(i) Investments	205.57	513.47	1939.96
	(ii) Trade Receivables	8689.16	12476.27	11447.61
	(iii) Cash & Cash equivalents	4192.67	4193.91	4876.40
	(iv) Other Bank Balances	27282.40	26955.28	33138.51
	(v) Loans	3.69	12.48	21.80
	(vi) Other Financial Assets	3565.64	2829.83	2491.07
	(c) Current Tax Assets (Net)	8177.73	7467.97	4397.87
	(d) Other Current Assets	10253.57	6525.43	6444.13
	<b>Total Current Assets (B)</b>	<b>68814.28</b>	<b>69919.91</b>	<b>72326.52</b>
	<b>Total Assets (A+B)</b>	<b>127491.73</b>	<b>117815.22</b>	<b>112828.20</b>
	<b>EQUITY AND LIABILITIES</b>			
<b>A</b>	<b>Equity</b>			
1	Issued, Subscribed and Paid-up Equity Share Capital	6207.41	6207.41	6316.36
2	<b>Capital Redemption Reserve</b>			
	Restated Balance at opening	2,064.51	1,808.36	1808.36
	Buyback of Equity Shares	0.00	256.15	0.00
	Issue of Bonus Shares	(1,051.38)	0.00	0.00
	<b>Balance at Closing</b>	<b>1,013.13</b>	<b>2,064.51</b>	<b>1808.36</b>
3	<b>Capital Reserve</b>			
	Balance at opening	19.81	18.18	18.18
	Addition during the year	0.39	2.32	0.00
	Adjustment during the year	(0.99)	(0.69)	0.00
	Issue of Bonus Shares	1,548.45	0.00	0.00
	<b>Balance at closing</b>	<b>1,567.66</b>	<b>19.81</b>	<b>18.18</b>
4	<b>General Reserve</b>			
	Restated Balance at opening	19,590.23	23,139.53	21511.02
	Transfer to/from General reserve	544.89	510.75	1628.51
	Buyback of Equity Shares	0.00	(3797.20)	0.00



# COAL INDIA LIMITED

A MAHARATNA COMPANY

(₹ in Crores)

Sl. No.	As at 31st March Particulars	2018	2017	2016
	Tax on Buyback	0.00	(262.85)	0.00
	Issue of Bonus Shares	(483.80)	0.00	0.00
	<b>Balance at Closing</b>	<b>19,651.32</b>	<b>19,590.23</b>	<b>23139.53</b>
5	<b>Retained Earnings</b>			
	Restated Balance at opening	(3739.99)	3,234.13	11455.93
	Adjustments	0.04	(0.04)	(7.77)
	Total comprehensive income during the period	7,020.35	9,280.02	14561.23
	<u>Appropriations</u>			
	Transfer to/from General reserve	(544.89)	(510.75)	(1628.51)
	Transfer to other reserves	0.00	0.00	0.00
	Interim Dividend	(10,242.24)	(12,352.76)	(17306.84)
	Final Dividend	0.00	0.00	0.00
	Corporate Dividend Tax	(2,081.57)	(2,750.36)	(3523.31)
	Tax on Buyback	0.00	(640.23)	0.00
	Issue of Bonus Shares	(13.27)	0.00	0.00
	<b>Balance at Closing</b>	<b>(9601.57)</b>	<b>(3739.99)</b>	<b>3550.73</b>
6	<b>Other Comprehensive Income</b>			
	Restated Balance at opening	376.12	294.12	0.00
	Remeasurement of Defined Benefits Plans (net of Tax)	632.50	82.00	0.00
	<b>Balance at Closing</b>	<b>1008.62</b>	<b>376.12</b>	<b>0.00</b>
7	<b>Other Equity (2+3+4+5+6)</b>	<b>13,639.16</b>	<b>18,310.68</b>	<b>28,516.80</b>
8	<b>Equity Attributable to Equityholders of the company (1+7)</b>	<b>19,846.57</b>	<b>24,518.09</b>	<b>34833.16</b>
9	<b>Non-controlling Interest (8+9)</b>	362.45	345.92	104.78
10	<b>TOTAL EQUITY</b>	<b>20,209.02</b>	<b>24,864.01</b>	<b>34937.94</b>
	<b>Liabilities</b>			
<b>B</b>	<b>Non-Current Liabilities</b>			
	<u>(a) Financial Liabilities</u>			
	(i) Borrowings	1054.40	294.80	263.06
	(ii) Trade Payables	0.00	0.00	0.00
	(iii) Other Financial Liabilities	1163.55	1042.76	1219.41
	(b) Provisions	49903.10	43778.11	41542.71
	(c) Deferred Tax Liabilities (net)	0.00	0.00	0.00
	(d) Other Non-Current Liabilities	4366.58	3819.71	3510.92
	<b>Total Non-Current Liabilities (B)</b>	<b>56487.63</b>	<b>48935.38</b>	<b>46536.10</b>
<b>C</b>	<b>Current Liabilities</b>			
	<u>(a) Financial Liabilities</u>			
	(i) Borrowings	476.54	2712.97	929.03
	(ii) Trade payables	4516.93	3884.31	3297.15
	(iii) Other Financial Liabilities	5415.54	4747.97	3988.14
	(b) Other Current Liabilities	25572.48	21524.07	15092.01
	(c) Provisions	14813.59	11146.51	8047.83
	<b>Total Current Liabilities (C)</b>	<b>50795.08</b>	<b>44015.83</b>	<b>31354.16</b>
	<b>Total Equity and Liabilities (A+B+C)</b>	<b>127491.73</b>	<b>117815.22</b>	<b>112828.20</b>



## OPERATIONAL STATISTICS - COAL INDIA LTD. (CONSOLIDATED)

## IMPORTANT FINANCIAL INFORMATION after IND AS

(` in Crores)

Sl.No	For The Year Ending 31st March	2018	2017	2016
<b>A</b>	<b>Related to Assets &amp; Liabilities</b>			
1.i	No. of Equity Shares (CIL) of ` 10 each	6207409177	6207409177	6316364400
1.ii	<b>Shareholder's Funds</b>			
1.ii.a	Equity Share Capital	6207.41	6207.41	6316.36
1.ii.b	Reserves (General & Statutory) (including Capital Reserve arising out of Bonus shares)	22212.91	21654.74	24947.89
1.ii.c	Accumulated Profit/Loss (including OCI)	(8592.95)	(3363.87)	3550.73
	<b>Net Worth</b>	<b>19827.37</b>	<b>24498.28</b>	<b>34814.98</b>
1.ii.d	Capital Reserve (excluding issue of Bonus shares)	19.21	19.81	18.18
	<b>Shareholder's Funds</b>	<b>19846.58</b>	<b>24518.09</b>	<b>34833.16</b>
2.i	Long Term Borrowings incl. Current Maturities	1061.18	410.69	269.76
2.ii	Long Term Borrowings excl. Current Maturities	1054.40	294.80	263.06
3.i	Gross Property Plant & Equipment	32503.27	27630.94	23341.40
3.ii.	Accumulated Depreciation/Impairment	8439.97	5594.95	2678.85
3.iii.	Net Property Plant & Equipment (3.i - 3.ii)	24063.30	22035.99	20662.55
4.i	Current Assets	68814.28	69919.91	72326.52
4.ii	Current Liabilities	50795.08	44015.83	31354.16
<b>4.iii</b>	<b>Net Current Assets / Working Capital (4.i - 4.ii)</b>	<b>18019.20</b>	<b>25904.08</b>	<b>40972.36</b>
5.i	<b>Capital Employed (3.iii + 4.iii)</b>	<b>42082.50</b>	<b>47940.07</b>	<b>61634.91</b>
5.ii	Net Capital WIP & Intangible Assets under Development	13800.53	10360.60	5973.16
5.iii	<b>Capital Employed including CWIP (5.i + 5.ii)</b>	<b>55883.03</b>	<b>58300.67</b>	<b>67608.07</b>
6.i	Trade Receivables	8689.16	12476.27	11447.61
6.ii	Cash & Cash Equivalents	4192.67	4193.91	4876.40
6.iii	Other Bank Balances	27282.40	26955.28	33138.51
7.i	Closing Stock of Coal (Net)	4979.09	7412.79	6162.54
7.ii	Closing Stock of Stores & Spares (Net)	1231.92	1316.73	1212.69
7.iii	Closing Stock Others (Net)	232.84	215.75	193.94
<b>B</b>	<b>Related to Profit/Loss</b>			
1.i	Gross Margin (PBDIT)	14224.61	17762.26	24651.87
1.ii	Gross Profit (PBIT)	11158.23	14855.51	21825.96
1.iii	Profit Before Tax	10726.44	14446.33	21439.80
1.iv	Profit after Tax for the period	7020.22	9279.77	14266.78
1.v	Net Profit (After Tax & Dividend)	(3222.02)	(3072.99)	(3040.06)
1.vi	Total Comprehensive Income	7652.73	9361.77	14561.19
2.i	Gross Sales of Coal	127162.17	122286.96	108147.54
2.ii	Net Sales	81729.46	75602.86	75641.78
2.iii	Sale value of Production	80050.00	76841.24	77086.00
3	Cost of Goods Sold (Net Sales-PBT)	71003.02	61156.53	54201.98
4	Total Expenditure	79794.32	69289.09	62508.41
4.i	Employee Benefits Expenses	42633.60	33522.88	30126.78
4.ii	Cost of Materials Consumed	6829.57	6968.52	7039.76
4.iii	Power & Fuel	2516.42	2546.45	2490.54
4.iv	Finance Cost & Depreciations	3498.17	3315.93	3212.07
5	Average Consumption of Material per month	569.13	580.71	586.65
6.i	Average Manpower Employed during the year	304387	316210	327751
6.ii	CSR Expenses	483.78	489.67	1082.16
6.ii	CSR Expenses per employee(Rs. '000)	15.89	15.49	33.02
7	Value added	70704.01	67326.27	67555.70
7.i	Value added per employee (Rs. '000)	2322.84	2129.16	2061.19



# COAL INDIA LIMITED

A MAHARATNA COMPANY

## OPERATIONAL STATISTICS - COAL INDIA LTD. (CONSOLIDATED)

### IMPORTANT FINANCIAL RELATIVE RATIOS after IND AS

Sl.No	For The Year Ending 31st March	2018	2017	2016
<b>A</b>	<b>PROFITABILITY RATIOS</b>			
1	<b>AS % NET SALES</b>			
1.i	Gross Margin (PBDIT)	17.40	23.49	32.59
1.ii	Gross Profit (PBIT)	13.65	19.65	28.85
1.iii	Profit Before Tax	13.12	19.11	28.34
2	<b>AS % TOTAL EXPENDITURE</b>			
2.i	Employee Benefits Expenses	53.43	48.38	48.20
2.ii	Cost of Materials Consumed	8.56	10.06	11.26
2.iii	Power & Fuel	3.15	3.68	3.98
3	<b>AS % CAPITAL EMPLOYED</b>			
3.i	Gross Margin (PBDIT)	33.80	37.05	40.00
3.ii	Gross Profit (PBIT)	26.52	30.99	35.41
3.iii	Profit Before Tax	25.49	30.13	34.79
4	<b>OPERATING RATIO (Net Sales-PBT/Net Sales)</b>	0.87	0.81	0.72
<b>B</b>	<b>LIQUIDITY RATIOS</b>			
1	Current Ratio (Current Assets/Current Liability)	1.35	1.59	2.31
2	Quick Ratio (Quick Assets/Current Liability)	1.23	1.39	2.07
<b>C</b>	<b>TURNOVER RATIOS</b>			
1	Capital Turnover Ratio (Net Sales/Capital Employed)	1.94	1.58	1.23
2	Trade Receivables (net) as no of months			
2.i	Gross Sales	0.82	1.22	1.27
2.ii	Net Sales	1.28	1.98	1.82
3	<u>As Ratio of Net Sales</u>			
3.i	Trade Receivables	0.11	0.17	0.15
3.ii	Coal Stock	0.06	0.10	0.08
4	Stock of Coal			
4.i	As no of month's Value of Production	0.75	1.16	0.96
4.ii	As no of month's of cost of goods sold	0.84	1.45	1.36
4.iii	As no of month's Net Sales	0.73	1.18	0.98
<b>D</b>	<b>STRUCTURAL RATIOS</b>			
1	Long Term Debt : Equity Share Capital	0.17	0.05	0.04
2	Long Term Debt : Net Worth	0.05	0.01	0.01
3	Net Worth : Equity	3.19	3.95	5.51
4	Net Fixed Assets : Net Worth	1.21	0.90	0.59
<b>E</b>	<b>SHARE HOLDER'S INTEREST</b>			
1	Book Value of Shares (Rs.) (Net worth/No of Equity shares)	31.94	39.47	55.12
2	Dividend per Share (Rs.)	16.50	19.90	27.40



## OPERATIONAL STATISTICS - COAL INDIA LTD. (CONSOLIDATED)

## FINANCIAL POSITION PRIOR TO IND-AS

(` in Crores)

SI No	As at 31st March	2016	2015	2014	2013	2012	2011
<b>A</b>	<b>What is owned</b>						
	Gross Fixed Assets (Tangible & Intangible)	48418.14	44807.98	41479.46	39010.67	38096.41	36714.12
	Less: Depreciation, Impairment & Provisions	(30057.37)	(28692.94)	(26695.07)	(25544.91)	(24656.12)	(23870.81)
<b>1</b>	<b>Net Carrying Value of Fixed Assets</b>	<b>18360.77</b>	<b>16115.04</b>	<b>14784.39</b>	<b>13465.76</b>	<b>13440.29</b>	<b>12843.31</b>
2	Capital WIP & Intangible Assets under Development	5894.16	5159.37	4315.81	3495.95	2903.38	2057.16
3	Non-Current Investments	961.98	963.05	1187.58	1400.30	946.99	850.96
4	Deferred Tax Assets (Net)	2044.54	1959.62	1971.74	2255.02	1194.06	873.23
5	Long-Term Loans & Advances	2031.90	1688.22	1163.66	1181.36	1017.25	845.35
6	Other Non-current Assets	8421.41	6776.65	5259.55	2118.00	2000.21	1500.77
<b>7</b>	<b>Current Assets</b>						
7.i.a	Inventory of Coal (Net)	6162.54	4712.16	4154.61	4301.16	4801.14	4439.82
7.i.b	Inventory of Stores & Spares (Net)	1211.97	1245.17	1167.16	1117.90	1126.45	1038.17
7.i.c	Other Inventories	220.83	226.49	246.30	198.77	143.69	107.62
7.ii	Trade Receivables	11463.70	8521.88	8241.03	10480.21	5662.84	3456.98
7.iii	Cash & Bank Balances	38312.77	47268.89	47722.60	60192.17	56271.86	44382.00
7.iv	Current Investments	1939.96	1850.39	2587.32	994.66	1034.41	212.73
7.v	Short term Loans & Advances	8278.92	8826.80	6596.06	4919.81	13478.19	11180.14
7.vi	Other Current assets	4914.22	5227.73	4844.54	4174.74	2965.50	2125.75
	<b>Total Current Assets</b>	<b>72504.91</b>	<b>77879.51</b>	<b>75559.62</b>	<b>86379.42</b>	<b>85484.08</b>	<b>66943.21</b>
<b>8</b>	<b>Current Liabilities &amp; Provisions</b>						
8.i	Short Term Borrowings	929.00	200.11	0.32	0.00	0.00	32.60
8.ii	Trade Payables	978.50	920.76	805.08	837.17	829.02	645.45
8.iii	Other Current Liabilities	21521.05	20596.67	18070.40	16385.71	17832.16	13601.00
8.iv	Short Term Provisions	8025.16	7691.96	6300.60	9761.53	16039.27	12757.37
	<b>Total Current Liabilities &amp; Provisions</b>	<b>31453.71</b>	<b>29409.50</b>	<b>25176.40</b>	<b>26984.41</b>	<b>34700.45</b>	<b>27036.42</b>
<b>9</b>	<b>Net Current Assets (7-8)</b>	<b>41051.20</b>	<b>48470.01</b>	<b>50383.22</b>	<b>59395.01</b>	<b>50783.63</b>	<b>39906.79</b>
	<b>TOTAL (A)</b>	<b>78765.96</b>	<b>81131.96</b>	<b>79065.95</b>	<b>83311.40</b>	<b>72285.81</b>	<b>58877.57</b>
<b>B</b>	<b>What is owed</b>						
	Share Capital	6316.36	6316.36	6316.36	6316.36	6316.36	6316.36
	Reserves & Surplus	27581.24	34036.71	36088.10	42155.63	34136.66	26997.84
<b>1</b>	<b>Shareholders' Fund</b>	<b>33897.60</b>	<b>40353.07</b>	<b>42404.46</b>	<b>48471.99</b>	<b>40453.02</b>	<b>33314.20</b>
2	Long Term Borrowings	263.06	201.83	171.46	1077.79	1305.35	1333.76
3	Other Long Term Liabilities	4334.96	3999.44	3528.94	3137.21	2647.03	2057.39
4	Long Term Provisions	40165.53	36511.79	32897.49	30560.81	27826.81	22139.61
	<b>TOTAL (B)</b>	<b>78661.15</b>	<b>81066.13</b>	<b>79002.35</b>	<b>83247.80</b>	<b>72232.21</b>	<b>58844.96</b>
<b>C</b>	<b>Minority Interest</b>	<b>104.81</b>	<b>65.83</b>	<b>63.60</b>	<b>63.60</b>	<b>53.60</b>	<b>32.61</b>
	<b>TOTAL (B) + (C)</b>	<b>78765.96</b>	<b>81131.96</b>	<b>79065.95</b>	<b>83311.40</b>	<b>72285.81</b>	<b>58877.57</b>
	<b>Capital Employed excluding CWIP (A1 + A9)</b>	<b>59411.97</b>	<b>64585.05</b>	<b>65167.61</b>	<b>72860.77</b>	<b>64223.92</b>	<b>52750.10</b>
	<b>Capital Employed including CWIP (A1 + A2 + A9)</b>	<b>65306.13</b>	<b>69744.42</b>	<b>69483.42</b>	<b>76356.72</b>	<b>67127.30</b>	<b>54807.26</b>



# COAL INDIA LIMITED

A MAHARATNA COMPANY

## OPERATIONAL STATISTICS - COAL INDIA LTD. (CONSOLIDATED) INCOME AND EXPENDITURE STATEMENT PRIOR TO IND AS

(` in Crores)

SI No	For The Year Ending 31st March	2016	2015	2014	2013	2012	2011
<b>A</b>	<b>Earned From</b>						
<b>1</b>	<b>Gross Sales (Coal)</b>	<b>108150.03</b>	<b>95434.76</b>	<b>89216.86</b>	<b>88281.32</b>	<b>78410.38</b>	<b>60240.90</b>
	Less: Excise Duty & Other Levies	(32505.76)	(23420.14)	(20406.84)	(19978.58)	(15994.95)	(10011.62)
<b>2</b>	<b>Net Sales</b>	<b>75644.27</b>	<b>72014.62</b>	<b>68810.02</b>	<b>68302.74</b>	<b>62415.43</b>	<b>50229.28</b>
3.i	Facilitation charges for coal import	0.38	0.30	0.00	0.00	0.00	0.00
3.ii	Subsidy for Sand Stowing & Protective Works	126.85	78.19	99.89	79.51	67.48	76.83
3.iii	Recovery of Transportation & Loading Cost (Net)	2238.62	2026.96	1697.61	1469.02	1376.04	1218.88
<b>3</b>	<b>Other Operating Revenue (Net)</b>	<b>2365.85</b>	<b>2105.45</b>	<b>1797.50</b>	<b>1548.53</b>	<b>1443.52</b>	<b>1295.71</b>
4.i	Interest on Deposits & Investments	4540.59	5297.89	5566.77	6216.71	5317.77	2964.34
4.ii	Dividend from Mutual Funds	263.61	279.60	241.63	140.49	27.97	0.33
4.iii	Other non-operating Income	924.25	993.15	1363.48	840.96	747.64	611.76
<b>4</b>	<b>Other Income</b>	<b>5728.45</b>	<b>6570.64</b>	<b>7171.88</b>	<b>7198.16</b>	<b>6093.38</b>	<b>3576.43</b>
	<b>TOTAL (A)</b>	<b>83738.57</b>	<b>80690.71</b>	<b>77779.40</b>	<b>77049.43</b>	<b>69952.33</b>	<b>55101.42</b>
<b>B</b>	<b>Paid to / Provided for</b>						
1.i	Salary, Wages, Allowances ,Bonus etc.	21761.12	21217.34	20615.96	18930.24	16571.73	13296.31
1.ii	Contribution to P.F. & Other Funds	2635.03	2563.73	2470.01	2291.46	1778.31	1697.84
1.iii	Gratuity	457.11	1121.60	514.51	1456.83	3944.09	1482.09
1.iv	Leave Encashment	754.79	949.42	601.34	833.21	804.67	686.11
1.v	Others	4051.78	4022.03	3712.58	4094.26	3317.70	2706.85
<b>1</b>	<b>Employee Benefits Expenses</b>	<b>29659.83</b>	<b>29874.12</b>	<b>27914.40</b>	<b>27606.00</b>	<b>26416.50</b>	<b>19869.20</b>
<b>2</b>	<b>Cost of Materials Consumed</b>	<b>7082.55</b>	<b>7256.44</b>	<b>7022.05</b>	<b>6062.11</b>	<b>5504.07</b>	<b>5272.82</b>
<b>3</b>	<b>Changes in inventories of finished goods/work in progress and Stock in trade</b>	<b>(1444.21)</b>	<b>(530.48)</b>	<b>92.65</b>	<b>493.92</b>	<b>(381.04)</b>	<b>(1214.97)</b>
<b>4</b>	<b>Power &amp; Fuel</b>	<b>2503.51</b>	<b>2347.28</b>	<b>2282.23</b>	<b>2333.48</b>	<b>2012.52</b>	<b>1749.48</b>
<b>5</b>	<b>Corporate Social Responsibility Expenses</b>	<b>1082.07</b>	<b>298.10</b>	<b>409.37</b>	<b>140.13</b>	<b>104.12</b>	<b>94.70</b>
<b>6</b>	<b>Repairs</b>	<b>1242.33</b>	<b>1122.73</b>	<b>985.18</b>	<b>822.40</b>	<b>645.71</b>	<b>657.36</b>
<b>7</b>	<b>Contractual Expenses</b>	<b>11129.24</b>	<b>8512.62</b>	<b>6827.53</b>	<b>5801.97</b>	<b>4900.97</b>	<b>4624.50</b>
<b>8</b>	<b>Finance Costs</b>	<b>20.65</b>	<b>7.32</b>	<b>58.00</b>	<b>45.17</b>	<b>53.98</b>	<b>73.70</b>
<b>9</b>	<b>Depreciation/Amortization/Impairment</b>	<b>2466.44</b>	<b>2319.80</b>	<b>1996.41</b>	<b>1812.97</b>	<b>1969.22</b>	<b>1765.40</b>
<b>10</b>	<b>Overburden Removal Adjustment</b>	<b>2811.42</b>	<b>3826.70</b>	<b>3286.56</b>	<b>3201.74</b>	<b>3693.89</b>	<b>2618.47</b>
<b>11</b>	<b>Provisions &amp; Write Off</b>	<b>1703.29</b>	<b>993.80</b>	<b>1154.53</b>	<b>927.10</b>	<b>1469.84</b>	<b>578.84</b>
<b>12</b>	<b>Other Expenses</b>	<b>3933.81</b>	<b>3083.36</b>	<b>2872.36</b>	<b>2830.26</b>	<b>2381.04</b>	<b>2501.28</b>
<b>13</b>	<b>Prior Period Adjustment/ Exceptional Items</b>	<b>(41.45)</b>	<b>(5.00)</b>	<b>(1.41)</b>	<b>(6.86)</b>	<b>(91.15)</b>	<b>47.40</b>
	<b>TOTAL (B)</b>	<b>62149.48</b>	<b>59106.79</b>	<b>54899.86</b>	<b>52070.39</b>	<b>48679.67</b>	<b>38638.18</b>
	<b>Profit Before Tax (A - B)</b>	<b>21589.09</b>	<b>21583.92</b>	<b>22879.54</b>	<b>24979.04</b>	<b>21272.66</b>	<b>16463.24</b>
	Less: Tax Expenses	(7314.79)	(7857.30)	(7767.90)	(7622.67)	(6484.45)	(5595.88)
	Profit/(loss) from discontinuing operation	(0.01)	(0.01)	(0.01)	(0.01)	(0.01)	(0.01)
	Share of Minority	0.04	0.09	0.04	0.00	0.00	0.00
	<b>Profit After Tax</b>	<b>14274.33</b>	<b>13726.70</b>	<b>15111.67</b>	<b>17356.36</b>	<b>14788.20</b>	<b>10867.35</b>
	Dividend for the year	17306.84	13074.88	18317.46	8842.91	6316.36	2463.38
	Corporate Dividend Tax	3433.85	2424.55	2825.27	1323.23	1183.56	897.74
	Transfer to General Reserve	1628.51	2578.50	2827.44	2508.92	2143.24	1471.94
	Transfer to CSR Reserve	0.00	0.00	231.28	220.82	231.22	168.12
	Other Transfers & Adjustments	7.77	410.13	31.30	(70.36)	115.77	7.74
	Retained Surplus/ (Deficit) for the year	(8102.64)	(4761.36)	(9121.08)	4530.84	4798.05	5858.43
	Cumulative Profit/Loss from Last year	10754.00	15515.36	24636.44	20105.60	15307.55	9449.12
	<b>Cumulative Profit/Loss in Balance Sheet</b>	<b>2651.36</b>	<b>10754.00</b>	<b>15515.36</b>	<b>24636.44</b>	<b>20105.60</b>	<b>15307.55</b>



## OPERATIONAL STATISTICS - COAL INDIA LTD. (CONSOLIDATED)

## IMPORTANT FINANCIAL INFORMATION PRIOR TO IND AS

(` in Crores)

Sl.No	For The Year Ending 31st March	2016	2015	2014	2013	2012	2011
<b>A</b>	<b>Related to Assets &amp; Liabilities</b>						
1.i	No. of Equity Shares (CIL) of ` 10 each	6316364400	6316364400	6316364400	6316364400	6316364400	6316364400
1.ii	Shareholder's Funds						
1.ii.a	Equity Share Capital	6316.36	6316.36	6316.36	6316.36	6316.36	6316.36
1.ii.b	Reserves (General & Statutory)	24947.89	23319.38	20599.89	17515.47	14023.38	11684.79
1.ii.c	Accumulated Profit/Loss	2651.36	10754.00	15515.36	24636.44	20105.60	15307.55
1.ii.d	Misc. Expenditure	(36.14)	(46.37)	(39.71)	(7.42)	(4.54)	(3.37)
1.ii.e	Reserves & Surplus of Joint Ventures	(0.05)	(0.04)	(0.04)	(0.04)	(0.04)	0.00
	<b>Net Worth</b>	<b>33879.42</b>	<b>40343.33</b>	<b>42391.86</b>	<b>48460.81</b>	<b>40440.76</b>	<b>33305.33</b>
1.ii.f	Capital Reserve	18.18	9.74	12.60	11.18	12.26	8.87
	<b>Shareholder's Funds</b>	<b>33897.60</b>	<b>40353.07</b>	<b>42404.46</b>	<b>48471.99</b>	<b>40453.02</b>	<b>33314.20</b>
2.i	Long Term Borrowings incl. Current Maturities	269.76	208.21	177.82	1305.30	1527.38	1520.97
2.ii	Long Term Borrowings excl. Current Maturities	263.06	201.83	171.46	1077.79	1305.35	1333.76
3	Net Fixed Assets	18360.77	16115.04	14784.39	13465.76	13440.29	12843.31
4.i	Current Assets	72504.91	77879.51	75559.62	86379.42	85484.08	66943.21
4.ii	Current Liabilities	31453.71	29409.50	25176.40	26984.41	34700.45	27036.42
4.iii	<b>Net Current Assets / Working Capital</b>	<b>41051.20</b>	<b>48470.01</b>	<b>50383.22</b>	<b>59395.01</b>	<b>50783.63</b>	<b>39906.79</b>
5.i	<b>Capital Employed (3 + 4.iii)</b>	<b>59411.97</b>	<b>64585.05</b>	<b>65167.61</b>	<b>72860.77</b>	<b>64223.92</b>	<b>52750.10</b>
5.ii	Capital WIP & Intangible Assets under Development	5894.16	5159.37	4315.81	3495.95	2903.38	2057.16
5.iii	<b>Capital Employed including CWIP (5.i + 5.ii)</b>	<b>65306.13</b>	<b>69744.42</b>	<b>69483.42</b>	<b>76356.72</b>	<b>67127.30</b>	<b>54807.26</b>
6.i	Trade Receivables	11463.70	8521.88	8241.03	10480.21	5662.84	3456.98
6.ii	Cash & Bank Balance	38312.77	47268.89	47722.60	60192.17	56271.86	44382.00
7.i	Closing Stock of Coal (Net)	6162.54	4712.16	4154.61	4301.16	4801.14	4439.82
7.ii	Closing Stock of Stores & Spares (Net)	1211.97	1245.17	1167.16	1117.90	1126.45	1038.17
<b>B</b>	<b>Related to Profit/Loss</b>						
1.i	Gross Margin (PBDIT)	24076.18	23911.04	24933.95	26837.18	23295.86	18302.34
1.ii	Gross Profit (PBIT)	21609.74	21591.24	22937.54	25024.21	21326.64	16536.94
1.iii	Profit Before Tax	21589.09	21583.92	22879.54	24979.04	21272.66	16463.24
1.iv	Profit After Tax	14274.33	13726.70	15111.67	17356.36	14788.20	10867.35
2.i	Gross Sales of Coal	108150.03	95434.76	89216.86	88281.32	78410.38	60240.90
2.ii	Net Sales	75644.27	72014.62	68810.02	68302.74	62415.43	50229.28
2.iii	Sale value of Production	77088.48	72545.10	68717.37	67808.82	62796.47	51444.25
3	Cost of Goods Sold (Net Sales-PBT)	54055.18	50430.70	45930.48	43323.70	41142.77	33766.04
4	Total Expenditure	62149.48	59106.79	54899.86	52070.39	48679.67	38638.18
4.i	Employee Benefits Expenses	29659.83	29874.12	27914.40	27606.00	26416.50	19869.20
4.ii	Cost of Materials Consumed	7082.55	7256.44	7022.05	6062.11	5504.07	5272.82
4.iii	Power & Fuel	2503.51	2347.28	2282.23	2333.48	2012.52	1749.48
5	Average Consumption of Material per month	590.21	604.70	585.17	505.18	458.67	439.40
6.i	Average Manpower Employed during the year	327751	339868	352282	364736	377447	390243
6.ii	CSR Expenses per employee (` '000)	33.02	8.77	11.62	3.84	2.76	2.43
7	Value added	67502.42	62941.38	59413.09	59413.23	55279.88	44421.95
7.i	Value added per employee (` '000)	2059.57	1851.94	1686.52	1628.94	1464.58	1138.32



# COAL INDIA LIMITED

A MAHARATNA COMPANY

## OPERATIONAL STATISTICS - COAL INDIA LTD. (CONSOLIDATED) IMPORTANT FINANCIAL RELATIVE RATIOS PRIOR TO IND AS

Sl.No	For The Year Ending 31st March	2016	2015	2014	2013	2012	2011
<b>A</b>	<b>PROFITABILITY RATIOS</b>						
1	<b>AS % NET SALES</b>						
1.i	Gross Margin (PBDIT)	31.83	33.20	36.24	39.29	37.32	36.44
1.ii	Gross Profit (PBIT)	28.57	29.98	33.33	36.64	34.17	32.92
1.iii	Profit Before Tax	28.54	29.97	33.25	36.57	34.08	32.78
2	<b>AS % TOTAL EXPENDITURE</b>						
2.i	Employee Benefits Expenses	47.72	50.54	50.85	53.02	54.27	51.42
2.ii	Cost of Materials Consumed	11.40	12.28	12.79	11.64	11.31	13.65
2.iii	Power & Fuel	4.03	3.97	4.16	4.48	4.13	4.53
3	<b>AS % CAPITAL EMPLOYED</b>						
3.i	Gross Margin (PBDIT)	40.52	37.02	38.26	36.83	36.27	34.70
3.ii	Gross Profit (PBIT)	36.37	33.43	35.20	34.35	33.21	31.35
3.iii	Profit Before Tax	36.34	33.42	35.11	34.28	33.12	31.21
4	<b>OPERATING RATIO (Net Sales-PBT/Net Sales)</b>	0.71	0.70	0.67	0.63	0.66	0.67
<b>B</b>	<b>LIQUIDITY RATIOS</b>						
1	Current Ratio (Current Assets/Current Liability)	2.31	2.65	3.00	3.20	2.46	2.48
2	Quick Ratio (Quick Assets/Current Liability)	2.06	2.44	2.78	2.99	2.29	2.27
<b>C</b>	<b>TURNOVER RATIOS</b>						
1	Capital Turnover Ratio (Net Sales/Capital Employed)	1.27	1.12	1.06	0.94	0.97	0.95
2	Trade Receivables (net) as no of months						
2.i	Gross Sales	1.27	1.07	1.11	1.42	0.87	0.69
2.ii	Net Sales	1.82	1.42	1.44	1.84	1.09	0.83
3	<b>As Ratio of Net Sales</b>						
3.i	Trade Receivables	0.15	0.12	0.12	0.15	0.09	0.07
3.ii	Coal Stock	0.08	0.07	0.06	0.06	0.08	0.09
4	<b>Stock of Coal</b>						
4.i	As no of month's Value of Production	0.96	0.78	0.73	0.76	0.92	1.04
4.ii	As no of month's of cost of goods sold	1.37	1.12	1.09	1.19	1.40	1.58
4.iii	As no of month's Net Sales	0.98	0.79	0.72	0.76	0.92	1.06
<b>D</b>	<b>STRUCTURAL RATIOS</b>						
1	Long Term Debt : Equity Share Capital	0.04	0.03	0.03	0.17	0.21	0.21
2	Long Term Debt : Net Worth	0.01	0.005	0.004	0.022	0.032	0.040
3	Net Worth : Equity	5.36	6.39	6.71	7.67	6.40	5.27
4	Net Fixed Assets : Net Worth	0.54	0.40	0.35	0.28	0.33	0.39
<b>E</b>	<b>SHARE HOLDER'S INTEREST</b>						
1	Book Value of Shares (₹) (Net worth /No of Equity shares)	53.64	63.87	67.11	76.72	64.03	52.73
2	Dividend per Share (₹) (₹ 10 from 2009-10)	27.40	20.70	29.00	14.00	10.00	3.90



## OPERATIONAL STATISTICS FINANCIAL POSITION

(BASED ON CONSOLIDATED ACCOUNTS OF COAL INDIA LTD. &amp; ITS' SUBSIDIARIES)

(As per earlier schedule VI)

(₹ in Crores)

For The Year Ending 31st March	2009-10	2008-09	2007-08	2006-07	2005-06
<b>A) What is owned</b>					
Gross Fixed Assets	34945.32	33256.13	31856.91	30257.42	29223.34
Less Depreciation & Impairment	22909.88	22234.89	21360.32	20040.56	19080.62
(1) Net fixed Assets	12035.44	11021.24	10496.59	10216.86	10142.72
(2) Capital Work-in-progress	2210.67	1919.49	1620.09	1335.18	1205.95
(3) Deferred tax Asset	960.39	926.77	977.72	690.63	650.88
(4) Misc.Expnd.&other payable	0.20	0.00	0.00	0.00	0.00
(5) Investment(internal)	1282.14	1505.18	1717.90	2025.88	2244.52
(6) Current Assets					
i.a) Inventory of Coal,Coke etc.	3186.49	2514.98	2381.24	2137.04	1889.50
b) Inventory of Stores & Spares etc.	1087.54	1055.51	909.36	900.67	921.92
c) Other Inventories	127.74	112.39	93.36	82.76	90.40
ii) Sundry Debtors(Incl.d.CMPDIL)	2168.65	1826.14	1657.06	1586.41	1804.47
iii) Cash & Bank Balances	39077.76	29695.01	20961.48	15929.27	13427.24
vi) Loans & Advances	8676.20	11244.51	10304.29	8191.88	6278.10
v) O.B.R.Adjustments					
Total Current Assets (6)	54324.38	46448.54	36306.79	28828.03	24411.63
(7) Less Current Liab. & Prov.	42909.08	40505.80	29695.18	22820.97	21741.25
Net Current Assets (6-7)	11415.30	5942.74	6611.61	6007.06	2670.38
<b>TOTAL (A)</b>	<b>27904.14</b>	<b>21315.41</b>	<b>21423.91</b>	<b>20275.61</b>	<b>16914.45</b>
<b>B) What is owed</b>					
(1) 10%Redeemable Pref.Shares	0.00	0.00	0.00	0.00	0.00
(2) Govt.Loan	0.00	0.00	0.00	0.00	0.00
(3) Interest Accrued & Due	0.00	0.00	0.00	0.18	71.62
(4) Intercorporate Loan	0.00	0.00	0.00	0.00	0.00
(5) Term Loan (F.Intt.& Banks)	0.00	0.00	0.00	0.00	0.00
(6) Bonds	0.00	0.00	0.00	0.00	14.00
(7) Deferred tax liability	0.00	0.00	197.64	242.41	480.64
(8) Others(foreign loan,incl.d.deffered credit)	1623.68	1980.53	1675.48	1835.88	2018.41
SUB-TOTAL (1 TO 7)	1623.68	1980.53	1873.12	2078.47	2584.67
(9) Bank Borrowings(Incl.d.O.D.&Oth.)	463.17	167.94	208.43	307.84	214.96
<b>TOTAL (B)</b>	<b>2086.85</b>	<b>2148.47</b>	<b>2081.55</b>	<b>2386.31</b>	<b>2799.63</b>
C) Minority Interest	23.61	1.90	0.00	0.00	0.00
<b>Net Worth (A-B-C)</b>	<b>25793.68</b>	<b>19165.04</b>	<b>19342.36</b>	<b>17889.30</b>	<b>14114.82</b>
Represented by:					
(1) Equity Capital	6316.36	6316.36	6316.36	6316.36	6316.36
(2) Reserves	10044.70	8615.86	7676.20	6798.49	5893.98
(3) Profit/Loss (+)/(-)	9434.15	4232.84	5349.80	4774.45	1904.48
(3) Misc.Expenditure (D\Liab.)	(1.53)	(0.02)	0.00	0.00	0.00
Net Worth (1 to 4)	25793.68	19165.04	19342.36	17889.30	14114.82
Capital Employed	23450.74	16963.98	17108.20	16223.74	12741.48



# COAL INDIA LIMITED

A MAHARATNA COMPANY

## OPERATIONAL STATISTICS INCOME AND EXPENDITURE STATEMENT

(BASED ON CONSOLIDATED ACCOUNTS OF COAL INDIA LTD. & ITS' SUBSIDIARIES)

(As per earlier schedule VI)

(` in Crores)

For The Year Ending 31st March	2009-10	2008-09	2007-08	2006-07	2005-06
<b>A) Earned From :</b>					
Gross Sales	52187.79	46131.24	38865.70	35129.17	33997.19
Less Coal from development Mines	0.00	11.55	9.25	1.20	8.79
Less Levies (Royalties, cesses etc.)	7572.54	6996.21	6222.59	5525.78	5286.57
	44615.25	39123.48	32633.86	29602.19	28701.83
1) Net Sales	44615.25	39123.48	32633.86	29602.19	28701.83
2) Accretion/Decretion in Stocks	667.16	133.61	244.20	247.55	483.77
3) Boiler & Domestic Consumption	2069.04	2021.98	1974.54	1940.47	2054.04
4) Other Revenue Receipts :					
<b>TOTAL (A)</b>	<b>52592.29</b>	<b>46057.38</b>	<b>38616.70</b>	<b>35005.42</b>	<b>34008.78</b>
<b>B) Paid to/Provided for</b>					
Employees Remu. & benefits(Gross-Rev.)	17191.46	20219.59	12939.48	10350.39	9985.69
Less:Trans.to oth.rev.heads	572.60	518.76	378.76	355.02	332.06
1) Net S & Wages(excl.d.V.R.S.Payment)	16618.86	19700.83	12560.72	9995.37	9653.63
2) V.R.S.Payment(Net of Grant Recvd.)	36.66	40.69	74.44	102.16	134.36
3) SocialOverheads (Incl.LLTC & Dom.Coal)	2049.47	1909.63	1642.15	1491.93	1380.39
Less :SocialOverhead Dep.& Intt.	31.98	22.32	19.29	13.88	12.65
Social Overheads(Excl.d.Depr.&Intt.)	2017.49	1887.31	1622.86	1478.05	1367.74
4) Stores & Spares (Gross-Rev.)	4975.78	4914.03	4432.11	4182.28	3939.97
Less:Trans.to oth.rev.heads	48.86	52.73	53.55	56.68	51.22
Stores & Spares(Net)	4926.92	4861.30	4378.56	4125.60	3888.75
5) i. Power & Fuel(excl.d.coalconsumed)	1739.59	1595.05	1593.70	1600.35	1551.33
ii. Boiler & Colliery Consumption	1972.11	1992.15	1950.86	1848.05	2013.67
6) Contractors (trans & repairs)	4579.78	4125.92	3342.95	2758.31	2624.68
7) Misc. Expenses	1953.09	1942.59	1506.70	1287.16	1356.40
8) Provision for D/Debts, Obsol. Etc.	209.37	176.00	232.01	116.86	34.41
9) Interest(Incl.d.S/O&P.P)	136.46	156.50	149.93	84.93	90.90
10) Depreciation (Incl.d.S/O, P.P & Impairment.)	1329.45	1690.90	1560.65	1357.81	1357.38
11) O.B.R.Adjustment	3053.92	2177.19	1564.03	1686.58	1209.89
12) P.P.Adj. (Excl.int.depri & CPRA)	53.66	-33.15	-659.17	-38.28	-62.82
<b>TOTAL (B)</b>	<b>38627.36</b>	<b>40313.28</b>	<b>29878.24</b>	<b>26402.95</b>	<b>25220.32</b>
Profit/loss for the year (A-B)	13964.93	5744.10	8738.46	8602.47	8788.46
Investment Allowance Reserve					
Tax on Profit	(4342.48)	(3665.41)	(3495.19)	(2893.74)	(2896.94)
Proposed dividend	(2210.00)	(1705.42)	(1705.42)	(1500.00)	(1263.27)
Tax on Dividend	(777.13)	(549.35)	(885.34)	(534.43)	(475.64)
Trans. to General Reserve	(1426.31)	(933.92)	(889.74)	(904.61)	(798.68)
Pref. Shares & Bond Redmpt Fund	(7.26)	(6.99)	(6.74)	(13.80)	(3.09)
Other Adj (deferred tax, excess prov of tax)	(1180.66)	114.08	11.03	0.00	0.00
Adjustment of impairment Loss	(0.43)	0.03	0.00	0.00	0.00
Cummul.profit/loss from Last year	4232.84	5349.81	4774.44	1904.48	(1457.39)
Cummul. profit/loss to B/Sheet	9434.16	4232.84	5349.81	4774.45	1904.48
Cummul.P&L (Before transfer to Reserves)	19478.85	12848.70	13026.01	11572.94	7798.46



**OPERATIONAL STATISTICS**  
**IMPORTANT FINANCIAL INFORMATION**

(As per Consolidated Audited Accounts)

(as per earlier schedule vi)

(` in Crores)

For The Year Ending 31st March	2009-10	2008-09	2007-08	2006-07	2005-06
(A) Related to Assets & Liabilities					
1) i) No. of Equity Shares(CIL)of ` 10 each / ` 1000 each	63163644.00	63163644.00	63163644.00	63163644.00	63163644.00
ii) Shareholder's Funds					
a) Equity	6316.36	6316.36	6316.36	6316.36	6316.36
b) Reserves	10044.70	8615.86	7676.20	6798.49	5893.98
c) Accumulated Profit/Loss	9434.15	4232.84	5349.80	4774.45	1904.48
d) Misc. Expend.(D/Liab.)	1.53	0.02	0.00		
Net Worth	25793.86	19165.04	19342.36	17889.30	14114.82
2) Loan	1623.68	1980.53	1675.48	1836.06	2104.03
3) Capital Employed	23450.74	16963.97	17108.20	16223.74	12741.48
4) (i) Net Fixed Assets	12035.44	11021.23	10496.59	10216.86	10142.72
(ii) Current Assets	54324.38	46448.55	36306.79	28828.03	24411.63
(iii)Net Current Assets(W/C)	11415.30	5942.74	6611.61	6007.06	2670.38
5) Current Liabilities (Excl.Intt. accrued & Due)	42909.08	40505.81	29695.18	22820.97	21741.25
6) a) Sundry Debtors(Net) (Excl. CMPDIL)	2110.40	1780.71	1456.43	1459.29	1690.93
b) Cash & Bank	39077.76	29695.01	20961.48	15929.27	13427.24
7) Closing Stock of :-					
a) Stores & Spares(Net)	1087.54	1055.51	909.36	900.67	921.92
b) Coal,Cokes etc.(Net)	3181.49	2514.98	2381.24	2137.04	1889.50
8) Average Stock of Stores & Spares (Net)	1071.53	982.44	905.02	911.30	918.84
(B) Related to Profit/Loss					
1. a) Gross Margin	15430.84	7591.50	10449.04	10045.21	10236.74
b) Gross Profit	14101.39	5900.60	8888.39	8687.40	8879.36
c) Net Profit (before Tax & Invt. allow.etc)	13964.93	5744.10	8738.46	8602.47	8788.46
d) Net Profit (After Tax)	9622.45	2078.69	5243.27	5708.73	5891.52
d) Net Profit (AfterTax & Div. on Pref. & Equity)	7412.45	373.27	3537.85	4208.73	4628.25
2). a) Gross Sales	52187.79	46131.24	38865.70	35129.17	33997.19
b) Net Sales (after. levies & dev. etc)	44615.25	39123.48	32633.86	29602.19	28701.83
c) Sale value of Production	47351.45	41279.07	34852.60	31790.21	31239.64
3) Cost of Goods Sold (Sales-Profit)	30650.32	33379.38	23895.40	20999.72	19913.37
4) a) Total expenditures (excl. recoveries)	35891.16	38157.69	27659.50	24214.93	22682.51
b) Sal&Wages (Gross-rev.only)	17191.46	20219.59	12939.48	10350.39	9985.69
c) Stores & Spares (Gross-rev.only)	4975.78	4914.03	4432.11	4182.28	3939.97
d) Power & Fuel	1739.59	1595.05	1593.70	1600.35	1551.33
e) Int. & Depreciations (Gross-rev.only)	1465.91	1847.40	1710.58	1442.74	1448.28
5) Avg. Consump. of Stores & Spares (gross) per month	414.65	409.50	369.34	348.52	328.33
6) a) Average Manpower Employed during the year	404744.00	419213.50	432710.00	445815.00	460369.00
b) Social Overheads (incl. LTC/LLTC)	2049.47	1909.63	1642.15	1491.93	1380.39
c) S/Overhead expnd.per employee (Rs.000)	50.64	45.55	37.95	33.47	29.98
7. a) Value added	38712.83	32830.57	26929.48	24216.21	23785.89
b) Value added per employee (Rs.000)	956.48	783.15	622.34	543.19	516.67



# COAL INDIA LIMITED

A MAHARATNA COMPANY

## OPERATIONAL STATISTICS

### IMPORTANT FINANCIAL RELATIVE RATIOS

(As per Consolidated Audited Accounts)

(as per earlier schedule vi)

For The Year Ending 31st March	2009-10	2008-09	2007-08	2006-07	2005-06
(A) PROFITABILITY RATIOS					
1) AS % NET SALES					
a) Gross Margin	34.59	19.40	32.02	33.93	35.67
b) Gross Profit	31.61	15.08	27.24	29.35	30.94
c) Net Profit	31.30	14.68	26.78	29.06	30.62
2) AS % TOTAL EXPENDITURES					
a) Sal & Wages (Gross-Rev.)	47.90	52.99	46.78	42.74	44.02
b) Store & Spares (Gross-Rev.)	13.86	12.88	16.02	17.27	17.37
c) Power & Fuel	4.85	4.18	5.76	6.61	6.84
d) Interest & Depreciation (Gross-Rev.)	4.08	4.84	6.18	5.96	6.39
3) AS % CAPITAL EMPLOYED					
a) Gross Margin	65.80	44.75	61.08	61.92	80.34
b) Gross Profit	60.13	34.78	51.95	53.55	69.69
c) Net Profit	59.55	33.86	51.08	53.02	68.98
4) OPERATING RATIO (SALES-PROFIT/SALES)	0.69	0.85	0.73	0.71	0.69
(B) LIQUIDITY RATIOS					
(1) Current Ratio (Current Asset/Current Liability)	1.27	1.15	1.22	1.26	1.12
(2) Quick Ratio (Quick Asset/Current Liability)	0.96	0.78	0.75	0.76	0.70
(C) TURNOVER RATIOS					
(1) Capital Turnover Ratio (Net Sales/Capital Employed)	1.90	2.31	1.91	1.82	2.25
(2) Sundry Debtors (net) as no. of months					
a) Gross Sales	0.49	0.46	0.45	0.50	0.60
b) Net Sales	0.57	0.55	0.54	0.59	0.71
(3) As Ratio of Net Sales					
a) Sundry Debtors	0.05	0.05	0.04	0.05	0.06
b) Coal Stocks	0.07	0.06	0.07	0.07	0.07
(4) Stock of Stores & Spares					
a) Avg. Stock/Annual Consumption	0.22	0.20	0.20	0.22	0.23
b) C.Stocks in terms of no.of Month's Consumpt.	2.62	2.58	2.46	2.58	2.81
(5) Stock of Coal,Coke,W/coal etc.					
a) As no of Month's Value of production	0.81	0.73	0.82	0.81	0.73
b) As no of Month's of cost of goods sold.	1.25	0.90	1.20	1.22	1.14
c) As no of month's Net Sales	0.86	0.77	0.88	0.87	0.79
(C) STRUCTURAL RATIOS					
(1) Debt : Equity	0.26	0.31	0.27	0.29	0.33
(2) Debt : NetWorth	0.06	0.10	0.09	0.10	0.15
(3) Networth : Equity	4.08	3.03	3.06	2.83	2.23
(4) Net Fixed Assets : Net Worth	0.47	0.58	0.54	0.57	0.72
(D) SHARE HOLDER'S INTEREST					
(1) Book Value of Shares (₹) (Networth /No of Equity)	40.84	3034.19	3062.26	2832.21	2234.64
(2) Dividend per Share (₹) (₹ 10 from 2009-10)	3.50	270.00	270.00	237.50	200.00

## BRIEF PROFILE OF DIRECTORS



**Shri Anil Kumar Jha (58), [DIN-06645361]** took over the charge of Chairman-cum-Managing Director (CMD) Coal India Limited on May 18, 2018. He is also holding the charge of Chairman-cum-Managing Director (CMD) Mahanadi Coalfields Limited (MCL), a leading subsidiary of Coal India Limited from November 1, 2015. Mr Jha is M. Tech. in Mine Planning & Design from Indian School of Mines, Dhanbad, Jharkhand. He comes with a rich work experience spanning 35 years in the field of mine planning, production, management, supervision, direction and control of underground as well as open cast coal mines. He has worked in Central Mine Planning & Design Institute Limited (CMPDI), Ranchi, for 14 years, planning both opencast and underground mines. After joining Coal India Limited at the Central Coalfields Limited (CCL) in July 1983, he rose rapidly and has handled various senior positions. He became Director (Production & Planning) of MOIL Limited on 27<sup>th</sup> July '13, who is Nominated Owner and Head of Production, Planning, Projects, Quality Control and Mine Safety Divisions and other allied departments including Personnel and Industrial Relations Department. He has also undergone 3 weeks training programme in Australia in May 1991 on various Opencast and UG projects, safety and research institution, equipment manufacturer's facilities and introduction of new technologies. He has attended International Seminar on Project Management in Finland and also attended advanced training programme on mining in China in September, 2010.



**Shri Chandan Kumar Dey (59), (DIN-03204505)** Director (Finance), of our company was born in Kolkata on 10<sup>th</sup> September, 1958. Prior to joining Coal India Limited on 1<sup>st</sup> March, 2015, Shri Dey served Eastern Coalfields Limited as Director (Finance) from 01.02.2013 to 28.02.2015. Shri Dey completed his schooling from Kendriya Vidyalaya in 1975 and graduated from Calcutta University in Commerce with Honours in Accountancy in the year 1978. Shri Dey is a Chartered Accountant and Cost Accountant. Shri Dey has wide experience of over 34 years and served in different organisations of repute including Lovelock & Lewes, Dunlop India Limited, NCCO Group, Balmer Lawrie & Co. Limited and Oil India Limited. During his professional career Shri Dey headed the Accounts, Treasury, Taxation and Internal Audit functions and served as Chief Finance Officer. Shri Dey also headed the operations of Balmer Lawrie (UK) Limited for 3 years as Chief Operating officer based in United Kingdom. Shri Dey has travelled extensively within India and Foreign countries like UK, France, Germany, Switzerland, USA, Canada, Hong Kong, Singapore, UAE and the Central Asian Republic on official assignments. Shri Dey is interested in reading books and loves music. He holds Directorship at Eastern Coalfields Ltd & South-eastern Coalfields Ltd. From 1<sup>st</sup> June '15 till 22<sup>nd</sup> Nov '2016 Sri Dey was holding an additional charge of Chairman cum Managing Director of Eastern Coalfields Ltd. He was Chairman of HURL from 10<sup>th</sup> Nov 16 to 12<sup>th</sup> April '2017, and at present Vice-chairman of HURL, a JV company incorporated for revival of 3 defunct fertilizer plants in Eastern India among CIL, NTPC, IOCL, FCIL & HFCL.



**Shri Shyam Nandan Prasad (58), (DIN-07408431)** has taken over charge as Director (Marketing) of coal mining monolith Coal India Limited, Kolkata on 1<sup>st</sup> February '2016. Shri S.N. Prasad is MBA (Marketing) and has joined as Management Trainee (Marketing) in the year 1982 in Coal India Limited. He has been working in the field of marketing for more than 33 years and gained experience from working in the mines - pit heads, coal stock yards, CHPs etc. and Corporate Office of subsidiaries. He has worked in CIL subsidiaries of Central Coalfields Limited, Western Coalfields Limited and South Eastern Coalfields Limited on various positions including General Manager (S&M) before joining as Director (Marketing) in Coal India Limited. He holds Directorship at Northern Coalfields Limited and Mahanadi Coalfields Limited. He was holding an additional charge as Director (P&IR), CIL from 31<sup>st</sup> March '2017 till 18<sup>th</sup> June '2017.



**Shri Binay Dayal (56) [DIN- 07367625]** has assumed the charge of Director Technical on 11<sup>th</sup> Oct'17. Shri Dayal graduated in Mining Engineering in 1983 from Indian School of Mines (ISM), Dhanbad. He also obtained 1<sup>st</sup> Class Mine Manager's Certificate of Competency from DGMS, Dhanbad. He joined as Junior Executive (Trainee) in Coal India and was posted at Central Saunda Colliery, Barkakana Area of Central Coalfields Limited in the year 1983. He worked in various capacities such as Head of Technical Services and Public Relations in CMPDI (HQ), Regional Director, CMPDI, Regional Institute - V, Bilaspur, General Manager (Projects & Planning Services) in South Eastern Coalfields Limited. He took over the charge of Director Technical (Engineering Services), CMPDI on 1.12.2015. Shri Dayal has vast experience in Corporate Planning and Public Relations activities. He has to his credit the Planning and Implementation of Mega Projects of South Eastern Coalfields Limited and enhancement of productivity of hi-tech drills deployed for detailed exploration in Korba and Mand Raigarh coalfields. As General Manager (Project & Planning Services), South Eastern Coalfields Limited, he prepared the road map for coal production in respect of South Eastern Coalfields Limited as a part of 1 Billion tonne coal production exercise carried out by Coal India Limited. He was nominated as Nodal Officer on behalf of South Eastern Coalfields Limited for Rail Corridors for evacuation of coal from



# COAL INDIA LIMITED

A MAHARATNA COMPANY

Mand Raigarh and Korba Coalfields. and represented South Eastern Coalfields Limited in the Board of Joint Venture Cos. viz. Chhattisgarh East Railway Limited and Chhattisgarh East-West Railway Limited (comprising of SECL, IRCON and Chhattisgarh State Government). Shri Dayal attended the 5th Meeting of 'India-Australia Joint Working Group on Energy and Minerals' as the member of Indian Contingent in Australia during the year 2007. He visited Chinese Coal Industry as participant of Advanced Management Training Programme in September 2010. He was Administrative Head on behalf of CMPDI for EU Research Project on Green House Gas Recovery from mines of abandoned coal seam to conversion to energy (GHG2E) in 2011 & 2012. He participated in 22<sup>nd</sup> World Mining Congress & Expo 2011 organised in Istanbul, Turkey in 2011 and contributed technical paper. He was part of Indian Delegation to attend 'Prospectors and Developers Association of Canada (PDAC) 2018' Convention organised in Toronto, Canada in 2018. He has presented numerous technical papers related to coal industry. He is a Life Member of MGMI & Computer Society of India (CSI). He holds Directorship in BCCL, CMPDI and TFL. He is the CMD of Coal India Africana Limitada.



**Sri R.P. Srivastava (57) [DIN-08036468]** took over the charge of Director (Personnel & Industrial Relations), Coal India Limited on 31.01.2018. Prior to this he was Executive Director (Corporate Services) in Personnel Directorate in Rashtriya Ispat Nigam Ltd., Visakhapatnam. He pursued Post Graduate Diploma in Management from one of the Premier Institutes of India, MDI Gurgaon. After getting selected through an all-India competitive examination conducted by Steel Authority of India Ltd (SAIL), Sri R.P. Srivastava began his professional career in the field of Human Resources, over 34 years ago as a Management Trainee (Administration) in Visakhapatnam Steel Plant, Rashtriya Ispat Nigam Ltd. During his stint at RINL in different capacities, he has been credited for implementation of various HR initiatives. He has been instrumental in framing various policies, guidelines and procedures keeping in view the organisational requirement and expectations of the employees for systematic administration in Human Resources Management function of the organisation. Shri Srivastava, has continually strived for giving a comfortable environment to the employees of RINL for their growth as well as creating opportunities for their development by means of updating and formulating Personnel policies and simultaneously upholding the interest of organization. He holds expertise in Learning & Development and has pioneered the concept of Knowledge Management & TQM in RINL/VSP. He played a pivotal role in HR Planning, Recruitment & Selection, Training and Development of employees, implementation of Official Language, Industrial Relations, Wage & Salary Administration. He was also instrumental in carrying out various activities for the dramatic turnaround of the company mainly through several tailor made Communication exercises and Confidence Building Measures/ sessions to bring in requisite mindset among employees His dedicated role in Corporate Social Responsibility, Swatcch Bharat activities, Strategic Management Issues, Township Management, Land & Estate Matters, welfare of Displaced Persons (Project Affected Persons), implementation of Presidential Directives and other Statutory requirements and several other areas of importance are of immense significance. He holds Directorship in CCL & WCL.



**Shri Rajesh Kumar Sinha (53), (DIN-05351383)** is an IAS officer of 1994 Batch, Kerala Cadre. Presently he is posted as Joint Secretary, Ministry of Coal, Government of India. Prior to this, Shri Sinha has also held the post of Collector, Idukki, and GM, Kerala Fin Corpn. Director, Ministry of Urban Development, Registrar of Delhi University, Secretary, Finance (Exp.) Govt. of Kerala. He has been appointed as Official part time Director in NCL Board w.e.f 20<sup>th</sup> April 2015 till 9<sup>th</sup> June'17. He also holds Directorship in MCL from 9<sup>th</sup> June'17.



**Smt. Reena Sinha Puri [54] [DIN:07753040]** is an officer of Indian Revenue Service. She has held various positions in Income Tax Department and has worked in Mumbai, Kolkata, Delhi, Nagpur & Muzaffarnagar. She has also worked on secondment with Department of Taxes, Government of Botswana. She completed her Bachelor & Masters in Political Science from Punjab University, Chandigarh. She holds Bachelor law degree from Delhi University and Master's degree in Public Policy from LKY School of Public Policy, NUS, Singapore. She is also a director in Northern Coalfields Ltd, Hindustan Zinc Ltd, Bharat Aluminium Co Ltd.



**Ms. Loretta Mary Vas (64) (DIN-02544627)** is graduate in B.A. (English), B.Ed., M.A.(Economics), Masters Diploma in Public Administration, M. Phil (Social Sciences) and LLB. She has joined Indian Administrative Service in 1977 and allotted to U.P. cadre. She has worked as Secretary, Ministry of Panchayati Raj, Gol, during 2012-14. She was Special Secretary, Addl. Secretary, Department of Economics Affairs, Ministry of Finance during 2008-2011. She was Joint Secretary (Budget) in Ministry of Finance, during 2005-2008. She was Export Commissioner/Joint Secretary in Ministry of Commerce, during 1993-98 and Under Secretary/Dy. Secretary, Festival of India, Department of Culture in 1984-88. She was Vice Chairperson of Ghaziabad Development Authority during 1999-2000 and 2001-2002, Addl. CEO, Greater NOIDA Industrial Development Authority during 1991-93. She had worked in Departments of Health, Education in U.P. Govt., and District Magistrate of Hardoi, Addl. District Magistrate of Lakhimpur Kheri and Sub-Divisional Magistrate of Malihabad, Lucknow.



**Dr. S.B. Agnihotri (63) (DIN-03390553)** is an IAS officer of Odisha cadre from 1980 batch. He has done his Master's degree in Physics followed by M. Tech in Environment Science and Engineering from IIT, Bombay. He later did MA in Rural Development followed by PhD on sex ratio patterns in Indian Population from School of Development Studies, University of East Anglia, Norwich, UK. Dr. Satish B. Agnihotri retired as Secretary (Coordination & Public Grievances), Cabinet Secretariat. Prior to this he was Secretary, Ministry of New & Renewable Energy, Director General (Acquisition) in the Ministry of Defence, Additional Secretary in the Ministry of Agriculture discharging the role of Financial Advisor and Director General of Shipping during 2010-12. He has worked as Joint Secretary in the Cabinet Secretariat, Transport Commissioner, Odisha and Secretary, Women and Child Development and General Administration Department. He was Vice Chairman, Cuttack Urban Development Authority, CEO of Odisha Renewable Energy Development Agency, Director Industries and District Magistrate in Dhenkanal District. He also worked with UNICEF, Kolkata as Consultant on Child Nutrition and Health. Dr. S.B. Agnihotri has been appointed as an Independent Director on the Board of Indian Strategic Petroleum Reserves Limited with effect from 28<sup>th</sup> March 2015 and continued till 31<sup>st</sup> March 2018.



**Dr. D. C. Panigrahi (57) (DIN-07355591)** obtained his B. Tech in Mining Engineering in 1984 from Indian School of Mines, Dhanbad. Subsequently he did his M. Tech in Mining Engineering in 1990, M. Tech in Industrial Engineering and Management in 1992 from Indian School of Mines, Dhanbad. He did his Ph. D in Mining Engineering from Indian School of Mines, Dhanbad in the year 1994. After graduating from Indian School of Mines, Dhanbad he served as Assistant Manager in coal mines of Tata Iron and Steel Company Limited for a period of 3½ years, as Scientist in erstwhile Central Mining Research Institute, Dhanbad, a CSIR lab., for a period of 4½ years and subsequently joined as Assistant Professor in the Department of Mining Engineering, ISM, Dhanbad in 1992. In 1998, he was promoted to Professor in Mining Engineering. He was the Chairman, IIT Joint Entrance Examination during 2004-2007 from ISM, Dhanbad. He was Head, Department of Mining Engineering, Indian School of Mines, Dhanbad from 2007 to 2010. He took over as Director, Indian School of Mines, Dhanbad on 9<sup>th</sup> September 2011. He specializes in mine ventilation, mine fire control, coal bed methane and other areas related to underground mine environmental engineering. During his period of work, he has executed 13 major research projects as Project Leader and Coordinator and submitted reports as single/main author. He has published 120 research papers in the areas of mine ventilation, coal bed methane and sub-surface mine environmental engineering. He has edited a book containing 64 papers of reputed authors from 9 countries and the book has been published by A. A. Balkema, Rotterdam, Netherlands in 2001. He has edited his second book containing 100 papers from reputed authors of 14 countries and the book has been published by Science Publishers of USA in 2009. He has guided 10 students for their Ph. D degree and 12 students for their M.Tech degree in Mining Engineering. Presently he is guiding 3 students for their Ph. D degree in Mining Engineering. Dr. Panigrahi has successfully executed more than 319 industry sponsored projects as Project Leader and Coordinator for solving the real life problems of 50 different organizations and submitted the reports as single/first author. Prof. Panigrahi has designed the ventilation system for most of the complex coal, metal and also uranium mines of the country to a depth of 1.2 km from the surface and remained associated with these companies for their implementation in the mines to accrue the benefit to the bottom line of these companies. Prof Panigrahi was nominated as one of the 11 members of the International Mine Ventilation committee representing 11 leading mineral producing countries of the world in 1997, viz. USA, Canada, Australia, South Africa, UK, Germany, Japan, France, China and India. He was also elected as Chairman of the same committee for the duration 2009-14. He has been an honorary member of International Bureau of Mining Thermophysics since 1997 and is a member of International Advisory Board for the Journal Archives of Mining Sciences published by Polish Academy of Sciences, Poland since 2002. Dr. Panigrahi was invited to chair technical sessions in 7<sup>th</sup> & 10<sup>th</sup> International Mine Ventilation Congresses in Poland and South Africa. He has received the certificate of appreciation in recognition for contributions to India Education Abroad in 2014 from University of South Florida, USA. He has been nominated as a member of Governing Body and General Body of National Institute of Rock Mechanics, Kolar Gold Fields, Karnataka; member of



# COAL INDIA LIMITED

A MAHARATNA COMPANY

Governing Council of Association of Indian Universities, New Delhi; member of Executive Council of Central University of Jharkhand under Ministry of Human Resource Development, Govt. of India; Chairman of Sectoral Innovation Council of Occupational Safety and Health of the Ministry of Labour and Employment under the National Innovation Council constituted by the Prime Minister of India; member of the Section 12 Committee under Mines Act constituted by Ministry of Labour and Employment, Govt. of India for formulating Rules and Regulations on safety and health in the Mining and Mineral Sector of the country; member of Mentor Council for Mining and Mineral Sector of the country to bridge the burgeoning gap faced by the Indian economy under the Ministry of Labour and Employment, Govt. of India. He is also a member of PERC (Project Evaluation and Review Committee) and SSAG (Standing Scientific Advisory Group) of Ministry of Mines, Govt. of India. He was also appointed as a member of the expert committee for studying the problems leading to a mine disaster in New Kenda Mine in 1994 in which 55 persons had died and he had also been chosen by the Ministry of Coal as a member of the Expert Committee for Anjan Hill Mine Disaster in 2010 in which 14 persons had died and 34 persons seriously injured. For his significant contributions and distinguished services to the mining industry in India, he has been conferred with prestigious National Mineral Award – 1998 by the Ministry of Mines and Minerals, Govt. of India; S.S.B. Memorial Award – 2005 by ISM, Dhanbad; ASPIRE recognition by Tata Steel Limited in 2005; National Design Award-2012 at Vigyan Bhawan during 27th Indian Engineering Congress by National Design and Research Forum of Institution of Engineers (India); Eminent Mining Engineer award during 23rd National Convention of Mining Engineers at Kolkata in 2012; State Bank of India(SBI) Best Researcher Award of the year 2012-13 during the Convocation of Indian School of Mines, Dhanbad on 10th May, 2014 in the presence of the Hon'ble President of India; ISM Alumni Association Award of the year 2012-13 during the Convocation of Indian School of Mines, Dhanbad on 10th May, 2014 in the presence of the Hon'ble President of India; Indian Mining Engineering Journal Golden Jubilee Award - 2012 for his contribution in the field of Mining Education & Research; Debadutta Memorial Best Academic Management Excellence Award for the year 2011-12 on 22nd May, 2012 during National Technology Day Celebration of the Indian Mineral Industry Journal at Bhubaneswar, Odisha; SBI Best Researcher Award of the year 2011-12 during the Convocation of Indian School of Mines, Dhanbad on 23rd February, 2013; Prof S. K. Bose Memorial Award for the year 2013-14 for excellence in teaching in Mining Engineering by Mining, Geological and Metallurgical Institute of India; the certificate of merit for the year 2004-05 by the Institutions of Engineers (India) for publication of a paper in the Journal of the Institution of Engineers (India); Gopabandhu Memorial Shield for securing 1st position of the University in Intermediate Science in 1979.



**Dr. Khanindra Pathak (58) (DIN-07348780)** was born in 1960 at Abhayapuri, Assam is currently Professor and HOD of the Department of Mining Engineering, IIT Kharagpur. Graduating in Mining Machinery from Indian School of Mines, Dhanbad in 1983 he served Neyveli Lignite Corporation, Tamilnadu before joining as a postgraduate student of Open-cast Mining at ISM. Prof. Pathak served in the Surface Mining Division of CMPDIL for a brief period before returning back to his alma mater in 1987 as Lecturer for teaching Drilling Technology at the Dept. of Mining Machinery, Indian School of Mines, Dhanbad. ISM sent Prof. Pathak for training at OIL, Duliagan in 1988, to teach Oil and gas well drilling in Applied Geology and Applied Geophysics. On receiving the prestigious Commonwealth Academic Staff fellowship, Prof Pathak surrendered his nearly completed research on drillability of Indian Coal Measure rocks under Prof. A. K. Ghose and joined Royal School of Mines, Imperial College of Science, Technology and Medicine in 1993. His PhD research was in Modelling and Prediction of Environmental Noise due to Surface Mining and Quarrying and completed in 1996. In 1998 Prof. Pathak became Assistant Professor in the Department of Mining Engineering ISM Dhanbad and in 2000 was selected as Associate Professor in the Department of Mining Engineering of Indian Institute of Technology Kharagpur. In July 2003, Dr Pathak was elevated to the Position of Professor. During February 2006 to December 2007 the Department of Mining Engineering, University of Technology, Lae, Papua New Guinea hired Dr Pathak as Professor and Head of the Department, which gave him the opportunity to work with ABET, (the Accreditation Board for Engineering and Technology, Inc.) System and pedagogy as well as with the Chamber of Mining and Petroleum of PNG as member to understand the international mining business. Prof. Pathak has published more than 100 national and international papers on interdisciplinary subjects including surface mining, mining machinery and mine environment and also authored two technical books and contributed chapters in books published by reputed publishers. His research areas include application of Remote Sensing and GIS for resource and environmental management. Passionately involved in Pedagogic research project with the Centre of Educational Technology, IIT Kharagpur, Prof. Pathak has also contributed a chapter of Encyclopedia of Life Support System (EOLSS) published under UNESCO project. Prof Pathak has carried out number of industrial projects in the country and abroad. The Environmental Protection Agency of Republic of Ireland through Imperial College, London implemented environmental noise modeling methods developed by Prof Pathak during his PhD for preparation of environmental noise map of the country in 2002. The concept of Equivalent Acoustic Centre for prediction and modelling of environmental noise for noise



mapping and contouring using GIS was used for this purpose. Introducing the Remote Sensing and GIS for mine closure planning in India, Prof. Pathak had started offering short term courses on mine closure planning since 2001, before mine closure planning became mandatory. A software named as UMDSS for RS-GIS based mine closure planning for Umrer Mines of WCL was developed through a sponsored project by Space Application Centre, ISRO in 2005. Prof. Pathak also developed a methodology of spatial evaluation of soil and water contamination and applied for NECL mines under a project sponsored by the Central Pollution Control Board. Prof. Pathak has also been propagating the concept of Integration of CSR and EMP in mining as a means of sustainable development in and around mining sites. One of the approaches he has popularized in the iron ore sector of mining is the Vetiver System Approach for erosion prevention and slope stabilization. Joda Mines of Tata Steel adopted this approach and Prof. Pathak demonstrated besides stabilizing and preventing erosions and rain cuts in dump slopes how vetiver system can transform vast barren surfaces into a green vegetation covered area within six months. This approach is now further used in Noamundi, Katamati mines of Tatasteel, Gua and Bolani mines of SAIL, Jijang for the last four years. Prof. Pathak has successfully demonstrated this approach in Jharkhand, Odisha and Goa. Experiments of Vetiver Grass for management of refinery waste water by bringing the concepts of hydroponic vetiver were also carried out by Prof. Pathak and IOCL's Bongaigaon refinery is now proud of being the first refinery in the country to trap oil from the wastewater in a pond using hydroponic Vetiver. Other initiatives of Prof. Pathak led to the development of patentable magnetic sponge for oil spill removal and laboratory scale development of super hydrophobic a super oleophilic powder. A student working with Prof. Pathak has developed now innovative technique of blasting to reduce the consumption of explosives. Well known in the Indian mining industry for offering short term courses in emerging areas and training to the practicing engineers Prof. Pathak is often invited to deliver lectures in different parts of the country and abroad. Besides his multi-disciplinary interests in the technical problems of mining industry, he is passionately involved in science of teaching and learning. Because of this interest, the Centre of Education Technology of IIT Kharagpur inducted him as Co-PI of the prestigious national project sponsored by MHRD on Developing suitable pedagogical methods for various classes, intellectual calibers and research in e-Learning. As a part of this project, he has been training faculty of different disciplines of engineering in many institutions including IIT Roorkee, NIT Warrangle, NIT Silchar, NIT Meghalaya, BITS Mera etc. He is also invited to train even non-technical teachers to adopt pedagogy. Known for his expertise in academic quality matters, he is a nominated member of the Internal Quality Assessment Cell of Dibrugarh University. Prof. Pathak believes in industry-Academic collaborative research. A research project funded by the European Union for the study of Coal Bed Methane was completed in 2015 under Prof. Pathak's coordination where he was instrumental in getting CMPDIL as a partner of a consortium coordinated from Imperial College, London, along with partners from UK, Slovakia, Slovenia, China and Spain. Prof. Pathak felt the absence of focus on Petroleum Engineering and oil and gas industry at IIT Kharagpur and introduced a course on Petroleum Engineering in 2002 and later started a Students Chapter of SPE which had about 300 student members. It was one of the very active Chapter of SPE under his guidance. At present IIT Kharagpur has a Center of Excellence for Petroleum Engineering. Prof. Pathak also formed amongst students a Mineral Economics and Mineral Policy Research Group and started addressing the issues related to minor minerals and sand mining. Students interested in this group availed the opportunity of doing research in mineral economics in collaboration with Leoben University of Austria. Well-travelled in UK, US, Australia, Ireland, Papua New Guinea, Turkey, France and Italy, Fiji, Singapore, Japan, Taiwan, Thailand, Belgium, China, Russia, Prof. Pathak is interested in social work and was actively involved in NSS at Indian School of Mines, Dhanbad from his student life. He is also President of the Kharagpur Chapter of the Bharat Vikas Parishad and actively involved in this organization from 2001. As a connoisseur of art and literature, he used to write, play and direct One Act Plays in Hindi at ISM, Dhanbad. Poetry is his passion and still composes romantic and patriotic verses. There are two story books in Assamese in his credit: Kakshychyut (Displaced from Orbit) and Nirjyax (Extract). In 2012 some of his poems in Assamese were compiled in a book "Anubhabor Rong (Colour of feelings)" by a literary body of Bongaigaon District of Assam. He has translated a number of Hindi Plays to Assamese for an amateur drama group in Assam. One such play Adhe Adhure of the famous Hindi Dramatist, Mohan Rakesh translated by Prof. Pathak was selected by NSD in 2016 for North East Drama festival in Gangtok, Sikkim.

Prof Pathak has received different scholarship and awards as given below:

- Recipient of National Scholarship (India) from 1976-1983 (received after standing Xth in HSLC of SEBA in 1976)
- Recipient of Commonwealth Academic Staff Scholarship during 1993-1996
- **Smt Bala Tandan award for the year 2007-2008** for contribution in upgrading the quality of life in the mining environment by Mining, Geological and Metallurgical Institute of India (MGMI)
- **Sir John Dunn Medal** from MGMI for 2008-2009



# COAL INDIA LIMITED

A MAHARATNA COMPANY

- **Life Time Achievement Award** for teaching and research from Indian Mining and Engineering Journal June 2014.
- **National Geoscience Award 2014 (awarded on April 3, 2016 by the President of India, a citation and ₹ 5 lakh)**

Prof. Pathak is also a member of the Standardization Committee formed by MoEF for Environmental Clearance of Mining Projects.



**Shri Vinod Jain (62) (DIN-00003572)** is commerce graduate with Honours from Shri Ram College of Commerce in 1976 and passed LLB in 1979. Shri Jain passed CA Intermediate Examination in November 1977 with 7<sup>th</sup> Rank in all India Merit List, Final Examination in November 1979 with 13<sup>th</sup> Rank on All India merit list and became a Fellow Member of The Institute of Chartered Accountants of India. He qualified in Company Secretary Examination in December 1979 and became a Fellow Member of the Institute of Company Secretaries of India. He is also a qualified in Cost Accountant exam in the year 1983 and became a Fellow Member of the Institute of Cost Accountants of India. He is a Diploma holder in Information System Audit (DISA) from the Institute of Chartered Accountants of India in 2004. CA Vinod Jain has about 38 years of experience in the field of Taxation, Audit, Accounting, Finance, Banking, Law, Education and strategic planning and business management. Shri Vinod Jain started his career with Apollo Tyres Limited & BST Limited belonging to Apollo Group of Companies. He is Managing Partner of Vinod Kumar & Associates, Chartered Accountants from February 1980 to till date. He was a Statutory Auditor of different Banks and Insurance Companies. He worked as Legal Representative and Attorney of various clients before Securities Appellate Tribunal (SAT), Board of Industrial and Financial Reconstruction (BIFR), Appellate Authority under Sick Industrial Companies Act, Company Law Board and Income Tax Appellate Tribunal (ITAT). He is also Chairman of Inmacs Management Services Limited. Shri Jain was the Chairman of Northern India Regional Council of The Institute of Chartered Accountants of India from September 1983 to September 1984 and also served as its Secretary (1982-83) and Treasurer (1984-1985). He was a Central Council Member of 'The Institute of Chartered Accountants of India' from 1998 to 2004 and 2007 to 2013 and supervised as a Member of the Council, Investigation and disciplining of Chartered Accountants. Shri Jain also served as Chairman, Board of Studies of The Institute of Chartered Accountants of India from 2010 to 2011 being in charge and overall responsibility for the Chartered Accountants education of about 1 million CA students in the country. He served as Chairman of Financial Market and Investors Protection Committee for 5 years, Professional Development Committee, Management Accounting Committee for 4 years & Expert Advisory Committee of ICAI. He had also served as a member of Accounting Standard Board, Auditing and Assurance Standard Board, Public Finance Committee, Information Technology Committee, Insurance Committee etc. He was Founder and National Director and Dean of One Year Certificate Course in Finance (MBF) from July 2009 to February 2013. Shri Jain was Founder and National Director of 3 months Certificate Course on Valuation conducted by The Institute of Chartered Accountants of India. Shri Jain was National Director of Certificate Course on Forex Risk and Treasury Management of ICAI from 2010 to 2013. He has also served on different Committees of Central Board of Direct Taxes, Ministry of Corporate Affairs and following committees of Securities and Exchange Board of India (SEBI):

- SEBI "Committee on Primary Markets Advisory".
- SEBI "Secondary Market Advisory Committee".
- SEBI "Mutual Fund Advisory Committee".
- SEBI "Take-over Code Committee".
- SEBI Sub Committee on "Entry Qualification in the Primary Market".

Mr. Jain has been elected member of National Council of CII and a former National President of ANMI (Association of National Stock Exchanges members of India). Presently Shri Jain is a Member, High Powered Committee, appointed by Finance Ministry to simplify Income Tax Law. Shri Vinod Jain has bagged many Awards and Honours. He holds directorship at Inmacs Limited, Infrastructure Projects and Engineers Pvt. Ltd., Inmacs Microsystems Pvt. Ltd., Intergria Technologies Pvt. Ltd., Inmacs Management services Ltd., Five Square Agro Gold Pvt. Ltd., Aptel Softek System Pvt. Ltd., Auatech Hong Kong Pvt. Ltd. and Inmacs Managements Services Limited- British Virgin Islands. He also holds Directorship in SECL from 14<sup>th</sup> March 2017.



**Sri Vinod Kumar Thakral (61) [DIN-00402959]** is an IAS officer of 1982 batch. He has done his Master's Degree in Political Science, Masters in Development ADM from University of Birmingham, United Kingdom. He has held directorship in 11 reputed organisations including our own subsidiary SECL. He has wide experience in the field of Mining (both coal & non-coal), Steel and Environment Forest. He retired as Special Secretary & Financial Advisor, Ministry of Chemical & Fertilizers.



**Sri Bharatbhai Laxmanbhai Gajipara (60) [DIN-07947068]** was appointed as an Independent Director on CIL Board on 22<sup>nd</sup> Sept 2017. He was born on 13th March, 1958. He is a commerce and law graduate. He worked as Secretary, District Bar Association, Junagarh from 1981 to 1990. He became the member of Bar Council of Gujarat from 2000 to 2001. He was the Vice Chairman of Bar Council of Gujarat from 2001 to 2003 & Chairman of Bar Council of Gujarat from 2006 to 2008. He has 30 years' experience in Panchayati Raj. He is currently working as a Working President at All India Panchayat Parishad from 2010 & as a General Secretary at All India Panchayat Parishad from 2005. He had worked as Honorary Secretary at Gujarat Pradesh Panchayat Parishad, Gandhinagar from 1995 to 2000 & 2005 to till date. He worked as a President at District Panchayat, Junagadh from 1995 to 2000 and member at District Panchayat, Junagadh from 1983 to 1988. As an educationist, he is the Vice President in State level Administrative Board from 2008 to till date. He was the Senate member of Saurashtra University from 1996 to 2000. He has also working as a Legal Advisor in weekly meeting at Gujarat Pradesh Panchayat Parishad, Gandhinagar. He is also working as an editor of "Panchayati Raj" booklet (published in Gujarati language monthly) its regular features area such as Question & Answer on legal matter; Announcement of new Govt. Schemes; Success stories of rural development programmes implemented through PR Institutions. The Magazine is supplied to all Village Panchayat, Taluka and District Panchayat at free of cost. This has proved a very useful tool for dissemination of information and exchange of idea since last 39 years.



**Shri Rajiv R. Mishra (58) [DIN-05103300]** was holding an additional charge as Director(P&IR) with effect from 16<sup>th</sup> June 2017 to till 30<sup>th</sup> Jan. '2018 and has been appointed as "Permanent Invitee" on the Board of Directors' of Coal India Limited from 6<sup>th</sup> November, 2015. He joined Western Coalfields Limited as Chairman-cum-Managing Director on 11th October, 2014. Prior to that, he had worked in Central Coalfields Limited as Director (Personnel) and at Central Mine Planning and Design Institute Limited (CMPDIL), Ranchi as Head of Personnel & Administration. He has put in over 30 years of service in the field of Personnel, Human Resources Development etc. in different capacities at various subsidiaries of Coal India Limited. Holding a Master Degree in Geology & Post Graduate Diploma in Personnel Management & Industrial Relations, Shri Mishra began his career with CMPDIL over three decades ago. Shri Mishra also worked in Northern Coalfields Limited, Singrauli, Coal India Limited, Kolkata, Eastern Coalfields Limited, Sanctoria and again with CMPDIL, Ranchi before joining CCL as Director (Personnel). Shri Mishra had also participated in the Advance Management Programme at China conducted jointly by IICM, Ranchi and China Coal Information Institute in the year 2011 and also visited France and China in 2014 conducted by IIPA, New Delhi. Shri Mishra was awarded "Most Powerful HR Professional of India", "IME HR Leadership Award" for 2 (two) consecutive years during Asia Pacific HRM Congress, 2012 and 2013 held at Bangalore. "HR Leadership Award" at 2nd Indian Human Capital Summit-2012, New Delhi and "30 Most Talented HR Leaders in PSUs Award" at World HRD Congress, 2013, Mumbai. He has also been awarded "Rajbhasha Kirti Samman-2012 & 2013" by Bharatiya Rajbhasha Vikas Sansthan for effective implementation of official Language. During his tenure in Central Coalfields Limited as Director(Personnel), CCL has been awarded the "Best Company for Health & Education in CSR" at Corporate CSR Conclave, 2012 at Ranchi. CCL has also been awarded "1<sup>st</sup> prize in CSR" among all the subsidiaries of Coal India Ltd during CIL Foundation Day celebrations held at Kolkata on 1<sup>st</sup> November, 2012 and "IPE CSR Corporate Governance Award, 2012 at World CSR Congress, Mumbai". He has also been awarded Global HR Excellence Award at World HRD Congress, Mumbai – 2014. Shri Mishra has also been awarded with BT-Star PSU Award for Excellence in Human Resource Management by Bureaucracy Today in New Delhi and "Excellent Administrator Coal Mine in India" in Mumbai by R.K. HIV AIDS Research & Care Centre during 2015. Shri Mishra is known for his team building capabilities and strategic management acumen. He has travelled widely in India and abroad and is associated with several professional organizations. He is the Member of Executive Body of Standing Conference of Public Enterprises (SCOPE) and Chairman of Western Regional Chapter of SCOPE. He is a Member of Confederation of Indian Industries, New Delhi – Council on PSEs and Member of Board of Governors of Indian Institute of Coal Management (IICM), Ranchi. He is also the Patron of The National Association for the Blind, Nagpur District Branch, Nagpur. Under his able leadership, WCL has set its way forward to paradigm shift in its operations. He is also a Director in Singreni Collieries Companies Limited.



**Shri Shekhar Saran (56) [DIN-06607551]** was holding an additional charge as Director(Technical) with effect from 31<sup>st</sup> October' 2016 till 10<sup>th</sup> Oct.'2017. He is the CMD of Central Mine Planning & Design Institute Limited, one of the largest Coal and Mineral Exploration and Consultancy Company across the country. Shri Saran is widely recognized for his path breaking and visionary contributions to the industry as Mechanized Mine Developer and transformed the landscape of the Mines by setting new standards in production and productivity. He joined CMPDIL as Director (Technical) in June, 2013 and looked after Coal Resource Development and then Planning & Design till December, 2015 and then took over as Chairman-cum-Managing Director of CMPDIL on 01.01.2016. Shri Saran graduated in 1981 from the Deptt. of Mining Engineering, Institute of Technology, Banaras Hindu University (BHU), now IIT (BHU). Being the topper of his batch, he is the recipient of BHU Gold Medal as well as Robertson Medal from MGMI. Subsequently, during 2013-15, he has added to his credit Post-Graduate diploma "PG Exp" from IIM, Ranchi. Prior to joining CMPDIL, he worked at Sohagpur, Hasdeo and Birsampur Areas of SECL as JET to Sub Area Manager, at Kunustoria, Satgram



# COAL INDIA LIMITED


*A MAHARATNA COMPANY*

and Sodepur Areas of ECL as Agent to CGM and lastly as CGM(P&P) at Eastern Coalfields Limited, Headquarters. He is having a rich experience of managing large opencast & underground Mines in different subsidiary companies. While working at SECL, he converted many manual UG mines into mechanized mines with introduction of roof bolting/ steel support. He presented number of technical papers in different seminars/ workshops. He had also been a rescue trained member for more than 26 years and had attended a number of rescue and recovery operations in underground mines. He has visited number of foreign countries viz. U.K, Germany, France, Netherlands, USA, Canada & Switzerland etc. He is a NCC Certificate holder & a good sportsman. He is widely credited with conceptualizing a unique and innovative techniques in Coal Mining Production. He has been a firm believer in corporate life and its superiority in the development of human resources.



**Sri Anurag (58)** was appointed as a Permanent Invitee on the Board of CIL on 19<sup>th</sup> June'2018. He was born on 1<sup>st</sup> January'1960 and holds a Masters degree in physics. He was directly recruited as a Class-I Officer in Railways. He possesses varied and wide experience in the field of railway traffic and transportation.

## GLIMPSES OF 43<sup>RD</sup> AGM HELD ON 14.09.2017





# COAL INDIA LIMITED

A MAHARATNA COMPANY



*Flag Hoisting Ceremony on 26th January, 2018 during the occasion of Republic Day of India at the Coal India Hqrs Premises, New Town, Rajarhat, followed by March-Past by Security Personnel.*





## DIRECTORS' REPORT



*Coal India Pavilion at 7<sup>th</sup> International Mining, Exploration, Mineral Processing Technology & Machinery Exhibition (IME 2017) took place during 8<sup>th</sup> to 11<sup>th</sup> November, 2017 at Eco Park, New Town Rajarhat, Kolkata*

To  
The Members,  
Coal India Limited

**Ladies and Gentlemen,**

On behalf of the Board of Directors, I have great pleasure in presenting to you, the 44<sup>th</sup> Annual Report of Coal India Limited (CIL) and Audited Accounts for the year ended 31<sup>st</sup> March, 2018 together with the reports of Statutory Auditors and Comptroller and Auditor General of India thereon.

Coal India Limited (CIL) is a 'Maharatna' company under the Ministry of Coal, Government of India with headquarters at Kolkata, West Bengal. CIL is the single largest coal producing company in the world and one of the largest corporate employers with manpower of 298757 (as on 1<sup>st</sup> April, 2018). CIL operates through 82 mining areas spread over nine provincial states of India. Coal India Limited has 369 mines (as on 1<sup>st</sup> April, 2018) of which 174 are underground, 177 opencast and 18 mixed mines. CIL further operates 15 coal washeries, (11 coking coal and 4 non-coking coal) and also manages other establishments like workshops, hospitals, and so on. CIL has 27 training Institutes. Indian Institute of Coal Management (IICM) is an excellent training centre operates under CIL and imparts multidisciplinary management development programmes to the executives. Coal India's major consumers are Power and Steel sectors. Others include cement, fertilizer, brick, kilns, and a host of other industries.

CIL has eight fully owned Indian subsidiary companies:

- Eastern Coalfields Limited (ECL),
- Bharat Coking Coal Limited (BCCL),
- Central Coalfields Limited (CCL),
- Western Coalfields Limited (WCL),
- South Eastern Coalfields Limited (SECL),
- Northern Coalfields Limited (NCL),
- Mahanadi Coalfields Limited (MCL) and
- Central Mine Planning & Design Institute Limited (CMPDIL).



In addition, CIL has a foreign subsidiary in Mozambique namely Coal India Africana Limitada (CIAL).

The mines in Assam i.e. North Eastern Coalfields is managed directly by CIL.

Mahanadi Coalfields Limited, a subsidiary of Coal India Ltd is having four (4) Subsidiaries and one(1) Joint Venture, SECL has two(2) Subsidiaries and CCL has one (1) Subsidiary.

#### A) Subsidiaries of MCL

##### 1. MJSJ Coal Ltd.

MJSJ Coal Ltd was incorporated on 13th August, 2008 as a Joint Venture Company of MCL. MJSJ Coal Ltd was incorporated for Gopalprasad OCP where MCL is having 60% shares, JSW Steel Limited and JSW Energy Limited having 11% shares each, Shyam Metalics and Energy Ltd (formerly known as Shyam DRI Power Limited) and Jindal Stainless Limited having 9% shares each. The paid up Share Capital of MJSJ Coal Ltd. as on 31-03-2018 was ` 95.10 Crore. The Hon'ble Supreme Court of India in its judgement dated 25.08.2014 and order 24.09.2014 declared allocation of Utkal-A coal block allocated to MJSJ Coal Ltd. as illegal and has quashed the allocation.

##### 2. MNH Shakti Ltd.

MNH Shakti Ltd was incorporated on 16th July, 2008 as a Joint Venture Company of MCL. MNH Shakti Ltd was incorporated for Talabira-II & III OCP where MCL is having 70% shares, Neyveli Lignite Corporation Ltd having 15% shares and Hindalco Industries Ltd. having 15% shares. The Share Capital of MNH Shakti Ltd. as on 31-03-2018 was ` 85.10 Crore. The Hon'ble Supreme Court of India in its judgement dated 25.08.2014 and order 24.09.2014 declared allocation of Talabira- II and Talabira- III coal blocks allocated to MNH Shakti Ltd. as illegal and has quashed the allocation.

##### 3. Mahanadi Basin Power Limited.

Mahanadi Basin Power Limited was incorporated on 2<sup>nd</sup> December, 2011 and certificate for commencement of business, issued by ROC on 06-02-2012. MBPL was incorporated as an SPV with 100% shares held by Mahanadi Coalfields Ltd and it's nominees with power generation capacity of 2x800 MW through Pit Head Power plant at Basundhara Coalfields. It is a wholly owned subsidiary of Mahanadi Coalfields Ltd (MCL) having its Registered Office at Plot No. G-3, Gadakana Chandrasekharpur, Bhubaneswar-751017, Odisha. The share capital as on 31.03.2018 was ` 5 Lakh.

##### 4. Neelanchal Power Transmission Company Private Limited

MCL ventured into Power Transmission Business in the State of Odisha for better utilization of surplus funds along with development of infrastructure in the State of Odisha. Accordingly, on 8<sup>th</sup> January, 2013 another joint Venture Company namely, Neelanchal Power Transmission Company Private Limited (NPTCPL) was incorporated in partnership with Odisha Power Transmission Company Ltd (OPTCL) having 50:50 equity participation by virtue of a Joint Venture Agreement between the MCL and OPTCL with an objective of carrying out power transmission business in Odisha.

##### 5. Mahanadi Coal Railway Limited

Pursuant to MoU signed between IDCO, MCL and IRCON on 20<sup>th</sup> May, 2015, a Joint venture Company viz. Mahanadi Coal Railway Limited was incorporated on 31<sup>st</sup> August, 2015 with a equity participation in the ratio of 64:26:10 among MCL, IRCON and IDCO to build, construct, operate and maintain identified rail corridor projects including doubling, third line, traffic facility projects important for coal connectivity that are critical for evacuation of coal from mines, in the state of Odisha. The share capital as on 31.03.2018 was ` 5 Lakh.

#### (B) Subsidiaries of SECL

##### 1. M/s Chhattisgarh East Railway Ltd(CERL)

1. CERL is a joint venture Company among South Eastern Coalfields Limited, M/s IRCON International Limited and Chhattisgarh State Industrial Development Corporation incorporated on 12<sup>th</sup> Mar'13 for construction of railway lines for evacuation of coal. The Company has achieved financial closure for East Rail Corridor Phase I Project on 24.11.2017.
2. The total land required for the construction of Main Line from Kharsia to Dharamjaigarh had been acquired.
3. The proposal for diversion of 26.52 Ha of forest land for 12 Villages in 0-10 KM and Spur 0-28 KM had been approved.
4. Tenders amounting to ` 655 Crores had already been issued for construction of Major Bridges, Minor Bridges, Road Bed and supply, fabrication, erection, Launching of Steel Girders and Design, Supply, Erection, Testing & Commissioning of Traction sub-station for various segments in 0-10 KM, 10-74 KM and 0-28 KM spur, supply of Signaling & Telecommunication Cable and Supply & Stacking of Ballast.
5. Detailed survey and requirement of land for Chhal had been completed and notification for acquisition of private land issued. The survey of other two feeder lines originating from Korichhapar and Dharamjaygarh is under finalization in consultation with SECL.

During the year 2017-18, the paid up and subscribed capital of the Company remained at ` 306 Crore. SECL holds 67.23% equity Share during 2017-18.

##### 2. M/s Chhattisgarh East- West Railway Ltd (CEWRL)

CEWRL is a joint venture Company among South Eastern Coalfields Limited, M/s IRCON International Limited and Chhattisgarh State Industrial Development Corporation incorporated on 25<sup>th</sup> Mar'13 for construction of railway lines for evacuation of coal. Achievement during 2017-18 are-



# COAL INDIA LIMITED

A MAHARATNA COMPANY



*Over burden removal process in progress on bench of an Open-cast coal mine*

- 1) The revision of Detailed Project Report (DPR) was necessitated due to approval of inflated mileage of 40% from Railway Board as against our request of 50% and introduction of GST Act w.e.f 01<sup>st</sup> July 2017 and incorporating suggestions received from Coal India Limited. Accordingly, the Revised Detailed Project Report (DPR) of East-West Rail Corridor Project, from Gevra Road to Pendra Road via Dipka, Katghora, Sindurgarh, Pasan, approximately 135.30 km in length with connectivity to Kusmunda, Junadih and Dipka Sidings along with a provision to construct and integrate with the East West Rail Corridor for about 35 Kms of Feeder lines to connect Kartali, Ambica, Saraipali and Vijay West Mines of SECL prepared and submitted by IRCON and duly independently financially appraised by M/s CARE Risk Solutions Pvt. Ltd (formerly M/s CARE Kalypto Risk Technologies & Advisory Services Pvt. Ltd.), Mumbai had been approved at a total Project Cost of ` 4,970.11 Crores.
- 2) The approval of inflated mileage of 40% for the first five years of operation for a chargeable distance of 135 Km from the Railway Board had been communicated on 15<sup>th</sup> June 2017.
- 3) The Company has initiated the process of financial closure through rupee term loan of ` 3976.00 Crore, being 80% of the total project to finance the project in the Debt to Equity Ratio of 80:20. The balance amount is proposed to be the promoter's contribution.
- 4) The Stage I approval for diversion of 459.522 Ha of forest land for the project has been approved on 26.02.2017 and upon compliances, the working permission has been granted on 31<sup>st</sup> March 2018. Final Stage II clearance for the same is under process.
- 5) Land acquisition for main line and Urga -Kusmunda has been largely completed.
- 6) Detailed survey and requirement of land to initiate land acquisition for various connectivity and feeder lines is being worked out.

During the year 2017-18, the paid up and subscribed capital of the Company has remained the same at ` 504.06 Crore with SECL holds 64.06% Share.

## **(C) Subsidiary of CCL**

Jharkhand Central Railway Limited is a Joint Venture Company among Central Coalfields Limited, M/s IRCON International Limited and Govt. of Jharkhand incorporated on 31<sup>st</sup> August, 2015 for evacuation of Coal in which CCL holds 64% shares. During the year 2017-18, the Authorised Capital of the company increased from ` 100 Crores to ` 500 Crores.

The work of Shivpur - Kathotia new BG Rail Line has been identified to be taken up by M/s Ircon International Limited, implementing agency of JCRL. M/s IRCON prepared Detailed Project Report which was approved by JCRL Board. Further, EC Railway has accorded its approval on the DPR (Revised Project Cost - ` 1799.64 Crs) submitted by M/s IRCON on 27<sup>th</sup> Feb. 2018. M/s IRCON has taken up the matter for finalization of inflated mileage and concession agreement with Railways.

## **1. STATE OF COMPANY AFFAIRS**

- 1) Offtake during 2017-18 was 580.284 Mt highest ever with an increase of 6.8% compared to 543.32 Mt in 2016-17.
- 2) Coal supply to the Power sector was 454.224 Mt in 2017-18, representing a growth of about 6.8%. CIL had supplied 425.40 Mt in 2016-17.



- 3) Supply of coal to Non-power sector in 2017-18 was 127.25 Mt representing a growth of about 8.67% compared to 117.09 Mt in 2016-17.
- 4) Coal Inventory as on 31.03.18 was 55.49 Mt. against 68.42 Mt. in 31.03.17 resulting in liquidation of about 13 Mt.
- 5) 11 coal blocks have been allotted to Coal India Ltd subsidiaries i.e. ECL, BCCL and WCL. These new blocks will help them to produce more than 100 MTA each.
- 6) Company has commissioned two major rail infrastructure projects, Tori-Balumath section in Tori - Shivpur division under jurisdiction of CCL and Jharsuguda- Barpali- Sardega section under jurisdiction of MCL, which were built on deposit basis and are now operational.

## 2. FINANCIAL PERFORMANCE

### 2.1 Financial Results (CIL Consolidated)

CIL is one of the largest profit making and tax & dividend paying enterprises in India. CIL and its subsidiaries have achieved an aggregate Pre-Tax Profit of ` 10726.44 crores for the year 2017-18 against a reinstated pre-tax profit of ` 14,446.33 crores in the year 2016-17 after taking into account the impact of pay revision for non-executive employees w.e.f. 01.07.2016 and taking provisions for executives pay revision which is to be implemented retrospectively from 01.01.2017. The above mentioned figure also includes impact of ` 7384.37 cr. due to increase in ceiling of gratuity ceiling from ` 10 Lakhs to ` 20 Lakhs w.e.f. 29.03.2018. The subsidiary wise details of Pre-tax Profit after considering the impact of pay revisions and increase in gratuity ceiling limit of CIL are given in **Annexure 1**.

There is a growth in Profit Before Tax of 31.35% in comparison to the Profit Before Tax of 2016-17 (without considering the provision of pay revision of executive and non-executive) with the Profit Before Tax of 2017-18 (without considering the provision of pay revision of executives and non-executives, impact of increase in ceiling of gratuity limit from ` 10 Lakh to ` 20 Lakh but including the payment of revised wages of non-executives from 01.10.2017 to 31.03.2018). The subsidiary wise details of Pre-tax Profit without considering the impact of pay revision and increase in gratuity ceiling limit of CIL are given in **Annexure 1A**.

CIL as a group had achieved profit for the year of ` 7020.22 crores in 2017-18 compared to ` 9,279.77 crores in 2016-17. Total Comprehensive Income of the company is ` 7652.73 crores compared to ` 9361.77 crores in 2016-17 (share of non-controlling interest of ` 0.12 crore; previous year: ` 0.25 crore).

#### Highlights of performance

The highlights of performance of Coal India Limited Consolidated for the year 2017-18 compared to previous year are shown in the table below:

PARTICULARS	2017-18	2016-17
Production of Coal (in million tonnes)*	567.365	554.14
Off-take of Coal (in million tonnes)	580.287	543.32
Sales (Gross) (`/Crores)	127162.17	122286.96
Capital Employed (`/Crores) Note- 1	55883.03	58300.67
Capital Employed (`/Crores)- excluding capital work in progress and intangible assets under development	42082.50	47940.07
Net Worth (`/Crores)	19827.37	24498.28
Profit Before Tax (`/Crores)	10726.44	14446.33
Profit for the Period (`/Crores)	7020.22	9279.77
Total Comprehensive Income for the period (`/Crores)	7652.73	9361.77
Profit for the Period / Capital Employed (in %)	12.56	15.92
Profit before Tax / Net Worth (in %)	54.10	58.97
Profit for the period / Net Worth (in %)	35.41	37.88
Earning Per Share (`) (Considering Face Value of ` 10 per share)	11.31	14.80
Dividend per Share (`) (Considering Face Value of ` 10 per share)	16.50	19.90
Coal Stock (Net) (in terms of No. of months Net Sales)	0.73	1.18
Trade Receivables (Net) (in terms of No of Months Gross Sales)	0.82	1.22

\*Production and Offtake of Coal for FY 2017-18 includes 3.227 MT and 1.327 MT (FY 2016-17 5.324 MT & 4.118 MT) in respect of Gare Palma IV/2&3 and Gare Palma IV/1 OC Mine for which Coal India Ltd. has been appointed akin to a designated custodian w.e.f 01.04.2015 (through SECL).

Note-1: Capital employed = Gross Block of Fixed assets (including capital work in progress and intangible assets under development) less accumulated depreciation plus current assets minus current liabilities.



# COAL INDIA LIMITED

A MAHARATNA COMPANY

## Transfer to Reserves

During the year 2017-18, a sum of ₹ 544.89 crore (₹ 510.75 crores) was transferred to General Reserve out of CIL Consolidated profits and amount of ₹ 483.80 crores was utilized for issuing of bonus shares.

Capital reserve on consolidation includes ₹ 1548.45 crore recognised as utilization of Capital Redemption Reserve, General Reserve and Retained Earnings on issue of bonus shares by subsidiary companies viz. Northern Coalfields Limited (NCL), Mahanadi Coalfields Limited (MCL), South Eastern Coalfields Limited (SECL) and Coal Mine Planning and Designing Institute Limited (CMPDIL) in the ratio of 4:1, 4:1, 7:5 and 1:1 respectively to Coal India Limited (holding Co.). No. of shares issued as Bonus Shares by NCL, MCL, SECL and CMPDIL are 5462372 equity shares of ₹ 1000 each, 5649064 equity shares of ₹ 1000 each, 41,82,850 equity shares of ₹ 1000 and 1,90,400 equity shares of ₹ 1000 each respectively.

The Subsidiary wise break up of no. of equity shares issued are as follows :-

(In Numbers)

Company	Pre-Bonus Issue	Post- Bonus Issue
ECL	22184500	22184500
BCCL	21180000	21180000
CCL	9400000	9400000
NCL	1365593	6827965
WCL	2971000	2971000
SECL	2987750	7170600
MCL	1412266	7061330
CMPDIL	190400	380800

## 2.2 Dividend Income and Pay Outs (CIL Standalone)

While the financial statements of both CIL Standalone and CIL Consolidated are presented separately, only CIL Standalone is listed and relevant for dividend payment to its shareholders. The dividend to its shareholders are paid out of CIL's Standalone income, the major part of which constitutes the dividend income received during 2017-18 from its five profit making subsidiaries i.e. CCL, NCL, SECL, MCL and CMPDIL. The break up of such dividend received and accounted for during the year from different subsidiaries are given in **Annexure 2**.



Side Discharge Loader - a machine works in Under Ground Coal Mine for loading coal in small locomotives



Coal Washery - to ensure supply of washed coal to coal consumers

During the year 2017-18, CIL Standalone has paid a total dividend (by way of interim dividend) of ₹ 10,242.24 crores @ ₹ 16.50 per share on 6,20,74,09,177 number of Equity Shares of ₹ 10/- each fully paid up. Out of above total dividend, the share of Govt of India was ₹ 8044.86 crores and for other shareholders, ₹ 2197.38 crores. (Earlier year - Govt of India- ₹ 9736.40 crores and Other shareholders - ₹ 2616.36 crores)

### 2.3 Supplementary Audit of Financial Statements by Comptroller and Auditor General of India (C&AG)

There are no comments issued by the office of the C&AG either on Standalone or Consolidated Financial Statement of the company for the year 2017-18 on supplementary audit conducted under section 143(6)(a) [and also read with section 129(4)] of the Companies Act, 2013. The comments on supplementary audit of Standalone and Consolidated Financial Statement are enclosed as **Annexure 3** and **Annexure 4** respectively.

### 2.4 Management Explanation on Statutory Auditor's Report Management Explanation on Statutory Auditor's Report

The statutory auditors of the company have given an unqualified report [**Annexure 3(A)** and **Annexure 4(A)**] on the Standalone Financial Statements and Consolidated Financial Statements respectively of the company for the financial year 2017-18. However, they have drawn attention under 'Emphasis of Matter' on certain issues. These issues under 'Emphasis of Matter' along with observations of the auditors elsewhere in the annexures of the audit report are enclosed as **Annexure 5** & **Annexure 5(A)** respectively with Management explanation thereto.

## 3. COAL MARKETING

### 3.1 (a) Off-take of Raw Coal

Off-take of raw coal continued to maintain its upward trend and reached 580.284 million tonnes for fiscal ended March 2018, surpassing previous highest figure of 543.32 million tonnes achieved during the last year, i.e., an increase of 6.8 % over the last year. The overall raw coal off-take achieved was 96.7% of the Annual Action Plan Target.

In the year 2017-18, ECL, CCL, NCL, WCL, SECL and NEC could outperform their achievement of last year. NCL, WCL & NEC had also exceeded its target. Company-wise target vis-à-vis actual off-take for 2017-18 and 2016-17 is shown in **Annexure 6**.

#### Offtake could have been more, but for the following reasons:

- Evacuation problem due to closure of Dhanbad Chandrapura line at Katras & Sijua Areas at BCCL.
- Constraints of Rakes as per Indent at MCL & SECL.
- Constraints of N -Box at NCL & CCL for movement to upward country.
- Frequent Strikes at various mines of Talcher field in MCL & CCL.
- Evacuation constraint of Magadh-Amrapali mines at CCL. Now Tori-Shivpur Rail Line is commissioned upto Balumath, dispatch from Magadh and Amrapali of CCL has started from Balumath siding.
- EC issues at Kusmunda mine of SECL.

#### Initiatives taken for enhancing off-take are as under:

- Regular co-ordination with Railway at all levels including Railway Board to optimize use of logistics resources available in the subsidiary coal companies, analyzing inputs of the subsidiaries to identify alternate source for coal movement wherever and whenever required to achieve overall sectoral targets and mitigating critical fuel requirement of consuming sectors, particularly power stations.
- Coordination with MOC for various long and short-term policy decisions to overcome coal movement constraints for power and non-power sector consumers and taking operational decisions for moving coal from various sources on contingent situations to meet critical requirements of consuming sectors, particularly power utilities etc.
- Periodic Meetings and follow ups with Power producers in addressing issues relating to coal movement.
- Source Rationalization of coal linkage for optimizing coal movement as per the requirement of the consumers and logistics.
- At the preference of Power Utilities, sources of supply to Power Plants are readjusted on quarterly basis within the Aggregated ACQs under Flexi Utilisation Scheme.
- Besides enhancing dispatches through Rail mode, Power stations within the vicinity of 50-60 KM of the mines having FSA have been offered coal through Road/RCR mode to be lifted by their own transport arrangement for further augmenting the dispatch.
- Ministry of Power has been requested to prevail upon the power plants situated within 20 Kms to lift their entire requirement by Road mode from 2018-19 onwards, to increase availability of rakes for movement to long distance plants.
- In the Meeting held on 22<sup>nd</sup> and 25<sup>th</sup> January, 2018, taken by the Hon'ble MOS (I/C) for Power and New and Renewable Energy, it was decided that all power plants located within 20 km to 40 Km from pithead shall construct elevated closed belt conveyors/



# COAL INDIA LIMITED

A MAHARATNA COMPANY

MGR within 2-3 years. Power plants located beyond 40 Kms and up 100 Km may also consider the option of MGR based on financial viability.

- **Initiative for long-term demand creation:**
  - a) Scheme for Harnessing and Allocating Koyala (Coal) Transparently in India, SHAKTI.
  - b) Auction of coal linkages to Non-Regulated Sector.
- Establishment of IMC (Initiatives, Monitoring and Control Cell) at CIL HQ & Subsidiary coal companies for day to day monitoring of coal movement in coordination with Railways and Power companies.

## Special E-Auction Schemes:-

From the year 2015-16, Special Forward E-Auction scheme introduced by MOC for meeting the coal requirement of Power plants, is being continued. During 2015-16, 2016-17 & 2017-18, around 13.8 Mill tonnes, 47 Mill tonnes & 28.9 Mill tonnes coal was booked by the power consumers under this scheme of e-auction respectively.

A similar scheme for consumers in the non - power sector was also launched as Exclusive E-auction scheme for non-power. During 2015-16, 2016-17 & 2017-18, around 1.5 Mill tonnes, 6.2 Mill tonnes & 11.1 Mill tonnes coal was booked by the non-power consumers under this e-auction.

Special Spot e-auction was also conducted during 2016-17 & 2017-18 for the buyers of non-specified end use where 6.2 Mill tonnes & 0.7 Mill tonnes coal was booked respectively.

## (b) Sector-wise dispatch of coal & coal products:

In the year 2017-18, CIL dispatched 581.475 MT of Coal & Coal Products against the AAP target of 601.18 MT i.e., an achievement of 96.7%. CIL has dispatched 39 MT of coal and coal products more than last year with a growth of 7.2%.

A quantity of 454.224 MT of coal and coal products was despatched to power utilities against the target of 452.236 MT i.e., an achievement of 100.4%. This is 28.8 MT more than last year's dispatch of 425.397 MT, resulting in a growth of 6.8%.

Sector-wise break-up of dispatch of coal & coal products for 2017-18 against the target and last year's actual are given in **Annexure 7**.

## 3.2 Dispatches of coal and coal products by various modes:

Dispatches of coal and coal products during 2017-18 went upto 581.475 million tonnes from 542.494 million tonnes registering a growth of 7.2%. Overall dispatch by Non-Rail mode had been 102.7% of the target. Growth in despatches via Rail mode was 2.3% and in the overall Non-Rail mode by 13.3%. Road despatches increased by 18% compared to the previous year. Movement by MGR also increased by 8.7% compared to the last year. However, despatches through other modes, like belt & rope decreased by 3.8% compared to the last year.

Dispatch of coal and coal products by various modes for the years 2017-18 and 2016-17 are given in **Annexure 8**.

## 3.3 Wagon Loading

Overall wagon loading materialization was 92.8 % of the target. This was achieved due to sustained efforts and regular coordination with railways at different levels. The increase in loading over last year was of 7.2 rakes per day. Company wise performance showed that ECL, NCL, WCL & NEC outperformed its target. ECL, CCL, NCL, WCL & NEC exceeded last year's level of loading.

Wagon loading performance of 2017-18 vis-à-vis 2016-17 is given in **Annexure 9**.

## 3.4 Consumer satisfaction

- i. For enhanced customer satisfaction, special emphasis has been given to Quality Management of coal from mine to dispatch point.
- ii. Continuing with the steps for independent assessment of grades of mines through various academic institutes of national repute by CCO, annual grade declaration of 2018-19 has been finalized by CCO. Total 386 Loading points mines were re-assessed and out of these 61 Loading points mines are downgraded and 42 Loading points mines are up-graded.
- iii. In order to monitor coal quality, a portal UTTAM (Unlocking Transparency by Third Party Assessment of Mined Coal) has been launched by CIL to capture entire life cycle of sample. With the help of the portal, information of coal quality on regular basis will be accessible to both Coal Cos. and Consumers.
- iv. CIL is supplying (-) 100mm sized coal to all power plants w. e. f. 01.01.2016 except pit head plants having mutual agreement for sourcing (-) 250 mm coal. In addition to crushing facilities at coal handling plants, mobile crushers are being installed to meet the additional crushing requirement.
- v. Emphasis has been given for maximum production of (-)100 mm coal through surface miners. For this, surface miners have been deployed for production of coal in mines wherever technically / commercially feasible. Total coal production through Surface Miners was 266 Mt in 2017-18 compared to 256 Mt in 2016-17 which constitute about 47% of total production of coal.
- vi. Measures like picking of shale / stone, selective mining by conventional mode, adopting proper blasting procedure / technique for reducing the possibility of admixture of coal with over-burden material & improved sizing of coal etc. are taken up.
- vii. For better consumer satisfaction and enhanced transparency Third Party validation through transparent process of sampling & analysis facility has been extended for the first time to all customers including Spot E-Auction, Special spot auction, Exclusive E-Auction and FSA consumers in Non-Power sector ( FSA against Pre NCDP linkage for low & medium demand ) including State Nominated Agencies through IIT-ISM and QCI.
- viii. Area laboratories of subsidiary coal companies have been equipped with 121 Bomb Calorimeters for accurate and transparent measurement of GCV of coal samples. 43 labs. across the subsidiary companies have already got NABL accreditation and another 12 labs, accreditation process is underway. It is expected that standardization of the process as per NABL standard will go in a long way to enhance customers' confidence about the process of assessment of coal quality and facilitate quality monitoring.



- ix. The guidelines / SOP issued by MoC vide letter dated 26.11.2015 on third party sampling at loading ends has already been implemented through Central Institute of Mining and Fuel Research (CIMFR). Sampling and analysis covering supply of about 529 Mt on annual basis to power utilities has been taken up by CIMFR across various loading points of coal companies.
- x. Electronic weighbridges with the facility of electronic printout have been installed at rail loading points to ensure that coal dispatches are made only after proper weighment. Coal Companies have also taken action for installation of standby weighbridges to ensure 100% weighment.
- xi. 22 Auto Mechanical Samplers (AMS) are also working in subsidiary coal companies for coal sampling, eliminating chances of biasness in sampling process. Procurement of further AMS is under process. The process has been initiated to do a pilot study for deployment of Augur Sampling equipment to draw samples without human intervention.
- xii. In order to ensure consumer satisfaction and resolve consumer complaints, special emphasis has been given to quality management and redressal of consumer complaint. On-line filing and redressal of complaints have been implemented.

### 3.5 Marketing of Coal:

#### Status of execution of Fuel Supply Agreements and performance of e-auction:

Supply of coal was made to various consumers including Power Sector under the applicable provisions of New Coal Distribution Policy. Due to overall deficit in availability of coal considering the projected coal production from domestic sources and commitments made through signing of FSAs/issuance of Letter of Assurances (LOA), supplies under FSAs has been pegged at various level of commitments (trigger). Power sector being the major consuming sector having significant importance in the economy, supplies to power sector has been guided as per the various Government directives and policies.

- (i) For power stations, commissioned on or before 31.03.2009, 306 million tonnes had been considered to be supplied through bilateral legally enforceable Fuel Supply Agreements (FSA) with a trigger level of 90%. The total quantity covered under FSA against the allocation as on March'18 was about 295 million tonnes.
- (ii) Apart from the above, 181 Letter of Assurances have been issued to power plants by subsidiary companies of CIL, as per the recommendations of various SLC (LT) Meetings for about 433.80 Million tonnes. Further, as per Presidential Directives dated 16th April'2012 and revised directive dated 17-7-2013, a list of Power Plants having an aggregate capacity of 78535 MW was notified for signing of FSA. A total 173 TPPs, 149 cases having normal LOA and 24 cases having Tapering LOA (as per MOC OM dated 30.06.2015 tapering linkages are not existent as on date), were listed. Till 31st March'2018, out of 149 regular LOAs 146 FSAs have been signed. The balance FSAs could not be signed for the reasons not attributable to CIL. However, out of the above, 1 FSA has been transferred to SCCL and 2 FSAs became null and void since the plants have been converted from IPP to CPP.  
For post-NCDP Plants (Plants commissioned after March 2009), total FSA commitment of CIL as on date is for an Annual Contracted Quantity (ACQ) of about 227.33 Million tonnes for the aggregate capacity of about 57571 MW which is backed by long term Power Purchase Agreement (PPA) and qualify for commencement of coal supply subject to commissioning etc.
- (iii) As on 1st April, 2018, about 800 units other than power and steel plants have operative FSAs with subsidiaries of CIL for a quantity of about 57.4 million tonnes.
- (iv) For supply of coal to Small and Medium and Other Consumers whose annual coal requirement is less than 10,000 tonnes, 8 Mill tonnes was earmarked by CIL for allocation to agencies nominated by the State Govt's/ UT's for the year 2017-18. 15 States sent their nomination of 19 State Agencies for the year 2017-18 of which 11 State Agencies of 10 States have signed FSAs for 2.454 Mill. tonnes and drawing coal accordingly.
- (v) CIL has conducted three tranches of Auction of Coal Linkages for Sponge Iron, Cement, CPP, Steel (coking) and 'Others (non-coking & coking)' sub-sectors under Non-Regulated Sector during the period Jun'16 to Nov'17 in accordance with the policy guidelines dated 15.02.2016 issued by Ministry of Coal. The auction has been envisaged as a transparent system of linkage allocation, which is based on competitive bidding. Various consumer friendly measures such as 3rd party sampling, exit option, no performance incentive, delivery from specified mine/siding, back-up mine in the event of Force Majeure, etc. have also been introduced. The auction is followed by signing of Fuel Supply Agreements (FSA) for the booked quantity. The tenure of the FSA is 5 years that can be further extended by another 5 years on mutual agreement. The performance summary of Tranche I, II & III of auctions is as under:

Sub-sector	Tranche - I		Tranche - II		Tranche -III		Total	
	Quantity booked (MTPA)	% gain	Quantity booked (MTPA)	% gain	Quantity booked (MTPA)	% gain	Quantity booked (MTPA)	% gain
Sponge Iron	2.05	0.51	4.29	10.10	2.54	7.20	8.88	7.55
Cement	0.68	0.16	0.77	0.90	0.12	0.00	1.57	0.56
CPP	18.07	8.97	8.18	14.85	4.59	22.05	30.84	12.68
Others	1.34	0.76	1.27	5.14	0.67	10.60	3.28	4.50
Steel (coking)	--	--	0.22	0.00	0.00	--	0.22	0.00
Others (coking)	--	--	0.03	0.00	0.36	2.97	0.39	2.68
<b>Total</b>	<b>22.14</b>	<b>6.95%</b>	<b>14.76</b>	<b>10.60%</b>	<b>8.28</b>	<b>13.37%</b>	<b>45.18</b>	<b>9.64%</b>

Note : % gain over non-power notified price



# COAL INDIA LIMITED

A MAHARATNA COMPANY

(vi) Under Special Forward E Auction scheme during the year 2017-18, successful bid quantity was around 29 mill tonnes as against 47 mill tonnes in the last year. The premium gain through Special Forward E-auction over & above the notified price was 27% during the year 2017-18 as against 16% during 2016-17. In Exclusive E Auction scheme during 2017-18, successful bid quantity was around 11.1 mill tonnes as against 6.3 mill tonnes in the last financial year. The premium gain through Exclusive E-auction over & above the notified price was around 27% during the year 2017-18 as against 9.3% in last financial year. During the period under review, around 55.1 mill. tonnes of coal was successfully bid under Spot E- auction to the successful bidders as against 53.7 mill. tonnes of successful bid quantity during 2016-17. The notional gain through Spot E-auction over & above the notified price was 66% during the year 2017-18 as against 25% during last financial year. About 0.7 Mill tes coal was successfully bid under Special Spot E-Auction during 2017-18 with gain of 39% over notified price whereas during last financial year about 6.2 Mill tonnes coal was successfully bid under this scheme with 20% gain over notified price.

## Implementation of SHAKTI Policy of Government :

In consideration of the stressed assets in new power projects not having any long term linkages, on 17.05.2017, Cabinet Committee on Economic Affairs (CCEA) approved a new policy for allocation of future coal linkages in a transparent manner for such power sector consumers. This policy is known as 'Scheme for Harnessing and Allocating Koyala (Coal) Transparently in India' (SHAKTI). The policy is an important initiative in alleviating a key challenge in power sector i.e. lack of coal linkage and is expected to positively contribute in resolution of a number of stressed assets. Ministry of Coal (MoC) circulated the policy guidelines vide their letter dated 22.05.2017.

The salient features of the policy are:

### (A) Under the old regime of LoA-FSA :

- i. FSA may be signed with the pending LoA holders after ensuring that the plants are commissioned by 31.03.2022.
- ii. The 583 pending application for LoA may be closed.
- iii. The capacities totaling 68000 MW as per CCEA decision dated 21.06.2013 would continue to get coal at 75% of ACQ even beyond 31.03.2017.
- iv. About 19000 MW capacity out of 68000 MW which could not be commissioned by 31.03.2015 may be allowed coal supply under FSA at 75% of ACQ provided these plants are commissioned within 31.03.2022.
- v. Actual coal supply to power plants shall be to the extent of long term PPA and medium term PPAs to be concluded in future against bids to be invited by Discoms as per bidding guidelines issued by MoP.

With these, the old regime of LoA-FSA would come to finality and fade away.

### (B) Following to be considered under new more transparent coal allocation policy for power sector, 2017-SHAKTI (Scheme for Harnessing and Allocating Koyala (coal) Transparently in India)–

- i. CIL/ SCCL may grant coal linkages to State/Central Gencos/JVs at notified price on recommendations of Ministry of Power.
- ii. Linkages to IPP having PPA based on domestic coal but no linkage:
  - a. shall be on auction basis where bidders shall quote discount on tariff.
  - b. Bid Evaluation Criteria shall be the non-zero Levellised Value of the discount.
- iii. Linkages to IPPs/ Power Producers without PPAs shall be on auction basis where methodology would be similar to that followed under linkage auction to non-regulated sector i.e. the bidders would bid for premium above the notified price of the coal company.
- iv. Coal linkages may also be earmarked for fresh PPAs, by pre-declaring the availability of coal linkage with description, to the States. States may indicate these linkages to Discoms/ SDAs.
- v. Power requirement of group of States can also be aggregated and procurement of such aggregated power can be made by an agency designated by Ministry of Power or authorized by such States on the basis of tariff based bidding.
- vi. Linkages shall be granted for full normative quantity to Special Purpose Vehicle (SPV) incorporated by nominated agency for setting up Ultra Mega Power Projects (UMPP) under Central Government initiative through tariff based competitive under the guidelines for determination of tariff, on the recommendation of MoP.
- vii. MoC in consultation with MoP may formulate a detailed methodology of a transparent bidding process for allocating coal linkages to IPPs, having PPAs based on imported coal, with full pass through of cost saving to consumers.

Under A (i) of SHAKTI Policy, 3 FSAs have been signed for 11.91 MT for the aggregated capacity of 3300 MW and under B(i) 1 FSA has been signed for 3.927 MT for the capacity of 1200 MW till 31st March,18.

CIL successfully conducted Linkage Auction under the B(ii) provision for the Plants having PPAs but no linkages through a bidding based on tariff discount in September 2017. Out of 31 bidders who submitted EOI, 14 bidders were found eligible by CEA and 10 bidders submitted EMD and turned out successful for booking 27.18 MTPA.

## Flexi Utilization of Domestic Coal for reducing cost of Power generation:

Government introduced a policy for flexi utilization of domestic coal by State/Central Gencos to reduce the cost of electricity in June 2016 following approval of Cabinet. Under the policy, State/Central Gencos are allowed to aggregate their contracted quantity for supply to Plants on efficiency based parameters to reduce cost of power generation. CIL implemented the policy through signing of a supplementary agreement with the State/ Central Gencos in April 2017. Out of a total annual contracted quantity of 419.9 MTPA with State/Central/CPSE Utilities, CIL signed supplementary agreement for 416.1 MTPA covering 99.1%.



### 3.6 Coal Beneficiation:

Presently CIL is operating 15 Coal Washeries with a total coal washing capacity of 36.8 million tonnes per year, of which 11 are coking and the rest are non-coking with capacity of 20.58 and 16.22 MTY respectively. The total washed coal production from these existing washeries for the year 2017-18 has been 12.45 Million Tonnes.

In addition to above, CIL has planned to set up 18 new Washeries with state-of-the-art technologies with an aggregate throughput capacity of 95.6 MTY#.

Out of these washeries, 9 are planned to wash coking coal with a cumulative capacity of 28.10 MTY, and the other 9 are being set up to wash non-coking coal with an aggregate capacity of 67.5 MTY#

The major bottlenecks for setting up of these washeries are mainly availability of Land, Forest, Environmental and other Statutory Clearances, Failure of L1 bidders to comply to tender requirements, etc, in addition to the absence of firm commitment from the intended customers regarding acceptance of washed coal at value added prices.

# Ashoka Non-coking coal Washery capacity is being planned to be enhanced by 2 Mty. Presently it is planned to be a 2 Mty. Washery.

### 3.7 Stock of Coal

The stock of coal (net of provisions) at the close of the year 2017-18 was ` 4979.09 Crores (earlier year ` 7412.79 crores), which was equivalent to 0.73 month value of net sales (previous year 1.18 months). The company-wise position of stock held on 31st March 2018 & on 31st March 2017 are given in **Annexure 10**.

### 3.8 Trade Receivables

Trade Receivables i.e. net coal sales dues outstanding as on 31.03.2018, after providing ` 1778.37 crores (previous year ` 2013.99 crores) for bad and doubtful debts, was ` 8689.16 crores (previous year ` 12476.27 crores) which is equivalent to 0.82 months gross sales of CIL as a whole (previous year 1.05 months). Subsidiary-wise break-up of trade receivables outstanding as on 31st March 2018 as against 31st March 2017 are shown in **Annexure 11**.

### 3.9 Payment of Royalty, Cess, Sales Tax, Stowing Excise Duty, Central Excise Duty, Clean Energy Cess, Entry Tax & Others

During the year 2017-18, CIL and its Subsidiaries paid/adjusted ` 44,046.57 crores (previous year ` 44068.28 crores) towards Royalty, Cess, Sales Tax and other levies as detailed below:-

Figures in ` Crores

Particulars	2017-18	2016-17
Royalty	9,993.84	8,745.84
<i>Additional Royalty (MMDR Act):</i>		
-DMF	2,982.26	3,964.47
-NMET	204.14	221.16
<i>Goods and Service Tax :</i>		
-CGST	891.43	-
-SGST	892.92	-
-IGST	903.67	-
GST Compensation Cess	16,631.78	-
Cess on Coal	1,631.63	1,706.37
State Sales Tax / VAT	903.66	2,787.91
Central Sales Tax	204.51	1200.09
Stowing Excise Duty	217.47	538.00
Central Excise Duty	512.64	2,617.56
Clean Energy Cess	7,099.73	21,062.06
Entry Tax	77.80	283.82
Others	899.09	941.00
<b>Total</b>	<b>44,046.57</b>	<b>44,068.28</b>

Subsidiary-wise State wise details are given in **Annexure 12**.

## 4. COAL PRODUCTION & FUTURE OUTLOOK

### Raw coal production and production from underground and opencast mines.

Production of raw coal was 567.36 Mill Te during 2017-18 compared to 554.14 Mill Te during 2016-17. Coal production from underground mines in 2017-18 was 30.54 Mill Te compared to 31.48 Mill Te during 2016-17. Production from opencast mines during 2017-18 was 94.62% of total raw coal production. Subsidiary wise production, production from underground and opencast mines and coking and non-coking production is disclosed under **Annexure 13**.



# COAL INDIA LIMITED

A MAHARATNA COMPANY

## Reasons for less production than the target 2017-18 :

Despite best and consistent efforts, constraints that have impeded the growth in coal production are as under:

- (i) Issue of Land acquisition, physical possession of land, demand of compensation beyond company norms and R&R affected production in many of the subsidiaries of CIL.
- (ii) Delay in grant of enhanced EC capacity and forestry clearance also played a major role in loss of production.
- (iii) Law and Order problem by local leaders and villagers in almost all the subsidiaries specially ECL, BCCL, CCL and MCL.
- (iv) Sudden stoppage of Dhanbad-Chandrapura railway line affected production in BCCL.
- (v) Evacuation constraint at Magadh and Amrapali OCP due to non-completion of Tori-Shibpur railway track affected coal production in CCL.
- (vi) Accumulation of high coal stock at many of the cost plus OC mines due to less lifting by consumer affected production in WCL.

## Washed Coal (Coking) Production

Subsidiary-wise production of Washed Coal (Coking) is given in **Annexure 13A**.

## Overburden Removal

Company-wise overburden removal is disclosed in **Annexure 13B**.

## FUTURE OUTLOOK

With continued commitment to play major role in achieving nation's energy security, CIL is poised to set an ambitious target of 610 Mt. in the FY 2018-19 with an annualized growth of about 7.52 % over the production of 567.36 Mt. achieved in 17-18.

As per **one Billion** tonne document prepared in 2014-15, CIL was mandated to produce 908.01 Mt by the year 2019-20, subject to timely grant of EC & FC, land acquisition/possession and associated R & R, coal evacuation facilities, allocation of coal blocks & other relevant issues.

Meanwhile, consequent upon the outcome of Paris Protocol on climate change and changes in the environmental paradigm and coal demand, there was an urgent need of revisiting the 1 Bt. programme. Ministry of Coal is now in the process of finalizing the Vision 2030 document for coal sector through a reputed consultant in which projection for likely demand of coal in the country are being assessed under different scenarios considering the views of Ministry of Power & Scenario emerged due to Paris protocol etc. The document is likely to be finalized shortly.

In view of above, roadmap for coal production beyond 2018-19 along with other related issues would be relooked on the basis of that demand forecast. In the light of Paris Protocol and consequent upon changes in world energy sector scenario, CIL is looking forward to diversify its operations towards Renewable energy like Solar Power and Clean Energy sources like CMM, CBM, CTL, UCG etc following the directives of GoI. Following to that mission, MoC/CIL is in the process of finalising '**Vision Document 2030**' to decide on future course of operation for sustainable entity in the nation's energy sector.

The capital expenditure for the year 2018-19 has been set at ` 9500 crores. Further, CIL has planned to invest substantial amount in various other projects viz. Ultra Mega Power Project (UMPP), Solar Power, Revival of Fertilizer Plants, acquiring coking coal assets in Australia and Canada, Coal Gasification, CBM etc. during 2018-19.

## 5. POPULATION OF EQUIPMENT

The Population of Major Opencast Equipment (Heavy Earth Moving Machinery) as on 1.4.2018 and as on 1.4.2017 alongwith their Performance in terms of Availability & Utilization expressed as percentage of CMPDI Norm is disclosed in **Annexure 14**.

There are increase of 37 Shovel in ECL, BCCL, NCL & WCL on receipt of New Equipment ordered. CIL is planning to procure 6 nos. Dragline valued approximately ` 1176 Crores, 77 nos. Shovel valued approximately ` 2344 Crores, 342 nos. Dumper valued approximately ` 4213 Crores, 119 nos. Dozer valued approximately ` 419 Crores and 33 nos. Drill valued approximately ` 50 Crores in the next 3 years.

Performance of HEC Shovel at MCL was not satisfactory, which affected availability and utilization. Matter has been taken up with M/s HEC for improvement. Dragline of Sonepur Bazari Project, ECL has been commissioned in December 2017, which was under long breakdown since June 2016 due to non-supply of imported spares.

Land Problem, Rehabilitation problem, shortage of working face were major reason for less HEMM Utilization in ECL, BCCL & CCL and exhaustion of coal reserve in some of the mines at SECL & WCL were the major hindrance of HEMM Utilization. Efforts are being made to improve the utilization.

## 6. CAPACITY UTILIZATION

The overall system capacity utilisation for the year 2017-18 was 83.30% against 84.51% in 2016-17. Subsidiary wise reasons for less achievement in capacity utilisation are as under :-

**ECL** : Both production and offtake of Rajmahal OC suffered due to R&R issues in respect to Bhadutola village involving shifting of villagers which could be resolved in the month of Jun'17 and completed in Feb'18. Other major issues are-delay in Stage-II FC in Chitra OC, R&R problem in New Kenda mines, R&R issue in Khottadih OC for shifting of Bilpahar village etc.

**BCCL** : Sudden stoppage of Dhanbad-Chandrapura railway line for safety reasons on short notice had affected coal dispatch and consequently both production and offtake were slowed down from Kusunda, Sijua, Katras and Govindpur areas.

**CCL** : Delay in grant of enhancement of EC capacity for Karo OC and Selected Dhori OC resulting into stoppages of those mines from Nov'17, evacuation problem in Magadh & Amrapali OC contributed lower overall capacity utilisation of CCL.



**NCL** : Under performance of one of the contractor engaged at Bina Project for OB removal working.

**WCL** : Less lifting of coal from cost plus mines of Bhatadih, Urdhan, R&R issues at Pauni 2&3, underperformance of contractor of Dinesh, MKD 1 etc.

**SECL** : Delay in grant in EC at Gevra, Kusmunda, delay in possession of land in Batura, Bijari mines.

**MCL** : FC issues in Ananta & Hingula, Land and R&R issues in Kaniha, Balaram, Hingula, Bharatpur mines. Delay in grant of EC at Kulda, Bhubaneswari, Lakhanpur under special dispensation.

Subsidiary wise details for the year 2017-18 vis-à-vis 2016-17 are disclosed in **Annexure 15**.

## 7. PROJECT FORMULATION

### 7.1 Project Implementation:

#### a) Projects Completed During the year 2017-18:

10 coal projects with an ultimate capacity of 41.39 Mty with sanctioned capital of ₹ 1524.27 Crores have been completed during the year 2017-18. The subsidiary-wise details of project completed during 2017-18 are disclosed in **Annexure 16**.

#### b) Projects started Production during the Year 2017-18: NIL

#### c) Status of Ongoing Projects:

114 coal projects costing ₹ 20 Crores and above are in different stages of implementation. Out of 114 coal projects, 55 projects are running on schedule and 59 are delayed.

#### Status of Ongoing Projects Costing ₹ 20 Crores and above

Projects	Total Projects	Projects On Schedule	Projects Delayed
Mining	114	55	59

#### Reasons for the Delay :

59 projects are delayed due reasons as furnished below:

Reasons of Delay	No of delayed projects
ISSUES IN EXECUTION OF TENDERS	12
GRANT OF FC	18
FC, LAND & R&R	2
LAND & R&R	13
RECAST PR UNDER FINALIZATION	7
EVACUATION FACILITY	3
R&R	1
OTHERS	3
<b>TOTAL</b>	<b>59</b>

### 7.2 Projects Sanctioned (Costing ₹ 20 Crores & above):

#### a) Projects sanctioned by CIL Board

4 coal mining projects for an ultimate capacity of 24.60 Mty with a total capital investment of ₹ 4155.46 Crores have been sanctioned by CIL Board during the year 2017-18. The details are disclosed in **Annexure 16**.

#### b) Non Mining Projects Sanctioned by CIL Board:

Only one Non-mining project has been sanctioned by CIL Board during the year 2017-18. The details are disclosed in **Annexure 16**.

#### c) Projects Sanctioned by Subsidiary Company Boards: NIL

#### d) Non Mining Projects sanctioned by Subsidiary Boards

6 Non mining projects with a capital of ₹ 1473.32 Crores. have been sanctioned by subsidiary Boards during the year 2017-18. The details are disclosed in **Annexure 16**.

### 7.3 Revised Project/RCE Sanctioned by CIL Board:

a) RCE/RPR/UCE sanctioned by the CIL Board during the year 2017 - 18 was as under: -

Project	Subsidiary	Date of Approval	Sanctioned Capacity (Mty)	Sanctioned Capital (Rs. Crores)
RCE of Lekhapani OCP	NEC/CIL	05-10-2017	0.25	109.44
<b>TOTAL</b>			<b>0.25</b>	<b>109.44</b>

b) RCE/RPR/UCE sanctioned by the Subsidiary Coal Companies during the year 2017-2018: - **NIL**



# COAL INDIA LIMITED

A MAHARATNA COMPANY

## 7.4 Key Strategies:

### (i) Critical Railway Links:

In order to achieve the planned growth in production and evacuation in future, CIL has undertaken major Railway Infrastructure Projects, implemented either by Railways or JV Companies formed with IRCON representing Railways, Subsidiary Company representing CIL and concerned State Government.

The following lines have been completed during 2017-18 and commissioned as indicated:

- The Tori-Shivpur Single line upto Bukru commissioned on 09.03.2018.
- The Jharsuguda Barpali Line has been commissioned on 05.04.2018

### 13 projects for coal evacuation have been identified:

- 3 funded by coal companies.
- 4 funded through SPVs.
- 6 Railway funded projects.

### On deposit Basis by CIL (3 Nos)

1. Tori - Shivpur (Double BG Line).
2. Jharsuguda - Barpalli Sardega Rail link (SECR) - Commissioned on 05.04.2018.
3. Rail Connectivity Lingaraj Silo with existing Deulbeda siding at Talcher Coalfields of MCL.

### To be taken up by Railways (2 Nos)

1. Singrauli to Shaktinagar via Karaila Road (Doubling of the line) (EC Railways).
2. 4th line in Jharsuguda to Bilaspur (SECR).

### Through JVs/SPVs by CIL (1 No)

1. Angul- Balram rail link (through MCRL).

The balance 7 rail lines that are likely to facilitate coal evacuation are envisaged to come up in the future as detailed below:

### Through JVs/SPVs by CIL (3 Nos)

1. Shivpur-Kathautia Railway Line.
2. East Corridor through CERL.
3. East-West Corridor through CEWRL.

### To be taken up by Railways (4 Nos)

1. Third line Barkakana-Barwadih-Garhwa Road.
2. DFC- Dadri to Sonenagar & extension upto Koderma.
3. Third and fourth lines from Talcher to Budhapunk (10 km) and
4. Third line from Budhapunk to Rajatgarh (62 km).

### (ii) Acquisition and Possession of land:

In all subsidiaries of Coal India, the major portion of land is acquired under the Coal Bearing Areas (Acquisition & Development) Act, 1957. During 2017-18, notification under section 9(1) has been issued for 10688.904 Ha and notification under section 11(1) has been issued for 11899.112 Ha.

During 2017-18, 3687.61 Ha of land has been taken in possession in different subsidiaries of Coal India.

### (iii) WEB Based Online Monitoring System:

Monitoring of 69 coal mining projects costing more than ` 150 Crores with Project monitoring software MS Project have been started in Coal India Limited during the year 2016-17. Regular interactions with subsidiaries is being done. Regular workshops are also being organised to train the executives in MS Project software.

Project Monitoring Division of CIL in association with CMPDI recently launched a portal MDMS (Mine Data Base Management System) to monitor the ongoing projects costing ` 20 Crores and above in CIL.

Crucial issues are also being uploaded by CIL and its subsidiary companies on the MOC e-CPMP portal and MOC is vigorously following up with the state governments and other associated ministries by holding meetings with concerned officials to expedite EC & FC approvals.



*Sized Coal being transported through Conveyer Belt and stored in Coal Stacker to be washed in a Coal Washery*

### 7.5 One Billion Coal Production Programme

Ministry of Coal is preparing Vision 2030 document for coal sector through a reputed consultant in which projection for likely demand of coal in the country are being assessed under different scenarios considering the views of Ministry of Power & Scenario emerged due to Paris protocol. The document will be finalized shortly. In view of above roadmap for coal production beyond 2018-19 along with other related issues would be relooked on the basis of that demand forecast.

Based upon the studies of the consultant, it has been envisaged to match the coal production plan of CIL as per emerging market scenario which requires CIL to augment coal production of 1 Bt. by FY 2025-26 for which conceptual planning is underway at different level.

### 8. CONSERVATION OF ENERGY

Conservation of energy always remains a priority area and CIL/Subsidiaries have extensively exercised various measures towards reduction in specific energy consumption. Even though Coal Production has increased by 2.4% in 2017-18 compared to 2016-17, electricity consumption has reduced to 4605.70 Million Units vis-à-vis 4886.83 Million Units during 2016-17, a reduction of 5.75% in absolute terms. In terms of total coal production, Electricity Consumption during 2017-18 was 8.11 kWh/T vis-à-vis 8.82 kWh/T during 2016-17 with a reduction of 8.05%. However, in terms of composite production, Specific Energy Consumption (kWh/CuM) during 2017-18 was 2.99 kWh/CuM vis-à-vis 3.19 kWh/CuM during 2016-17 a reduction of 6.27% from previous year.

Some of the salient measures taken by CIL/Subsidiaries for energy conservation are stated below :-

- CMPDIL has undertaken energy conservation studies in 2017-18 and carried out Diesel Audit & Benchmarking of specific diesel consumption as well as Electrical Audit & Benchmarking of specific electrical energy consumption in various opencast and underground mines situated in different subsidiaries of Coal India Limited by BEE (Bureau of Energy Efficiency) accredited Energy Auditors.  
Diesel Audit and Benchmarking carried out by CMPDIL in 91 opencast mines in different subsidiary companies of CIL revealed an aggregate saving potential of 17173 kilo litres/year in diesel consumption.  
Electrical Audit and Benchmarking carried out in 04 mines (03 opencast mines and 01 underground mine) revealed an aggregate saving potential of 42.4 million units/year.
- MoU has been signed between CIL and EESL (Energy Efficiency Services Limited) on 08.02.2016 for implementation of Energy Efficiency Projects in CIL and its Subsidiaries.  
Accordingly, high watt luminaries /conventional light fittings are being replaced with low power consuming LEDs of appropriate wattage in majority of the places for street lighting, office and other work places, townships etc., thereby creating huge saving potential in electricity consumption.
- Power capacitors of appropriate kVAR rating have been installed to maintain higher power factor and avail maximum benefit on power factor incentive from power supply agencies as well as reduction in Maximum Demand. Almost all the areas of the subsidiaries companies have maintained Power Factor as high as 95% during 2017-18.



# COAL INDIA LIMITED

A MAHARATNA COMPANY

- Air Conditioners (AC) and Refrigerators of 5 Star Rating have been procured against replacement of old conventional ACs and Refrigerators in different areas of subsidiaries.
- Energy audit of selected projects have been conducted by CMPDIL
- In addition to above, some additional measures are being taken by CIL / Subsidiaries for conservation of energy, some of which are as follows:
  - ❖ Auto timer based on-off switches in most of the street lighting, CHPs and township areas to ensure avoiding unnecessary power consumption during odd hours.
  - ❖ Construction of strata bunkers in underground (UG) mines to eliminate idle running of belt conveyors, thereby saving electricity.
  - ❖ Re-organization of LT (Low Tension) overhead line by Aerial Bunched Cable to avoid unauthorized power tapping.
  - ❖ Monitoring of load pattern and demand side management of supply points limiting maximum demand wherever practicable by staggering avoidable load from peak hours to off-peak hours.
  - ❖ Re-organizing of dewatering pipelines and reduction of stage pumping as far as practicable.
  - ❖ Re-organization of power distribution system to minimize distribution loss.
  - ❖ Laying of cables directly through bore holes for power supply to underground mines to reduce overall length wherever feasible.

The above measures taken for energy conservation are indicative only and not exhaustive.

In addition to above, CIL / Subsidiary Companies are also pursuing use of alternative energy sources. Various steps have been taken for utilizing solar power as alternate sources of energy, some of which are as stated below :

- In kilo-watt scale, roof top solar plants are in successful operation at various places since their commissioning. Some of these operating plants are at Corporate Office of Coal India Ltd, New town, Kolkata (160 kWp), CMPDIL HQ and regional institute (351kWp), different areas of ECL (148kWp), Nagpur and Ballarpur area of WCL (140kWp), HQ office building and Barkakana of CCL (425kWp) etc.
- In megawatt scale, one ground-mounted solar power plant (2.016 MWp) is in operation at MCL HQ since it's commissioning on 13.10.2014.

## 9. CAPITAL EXPENDITURE

Overall Capital Expenditure during 2017-18 was ` 9334.55 crores as against ` 7,700.06 crores in previous year. Capital Expenditure incurred during 2017-18 is 121.23% of BE (99.16% in 2016-17). Subsidiary-wise details of which are given in **Annexure 17**.

## 10. CAPITAL STRUCTURE

The authorized share capital of the company as on 31.03.2018 was Rs. 8904.18 crores, distributed between Equity and Non-cumulative redeemable preference shares as under:

800,00,00,000 Equity Shares of ` 10/- each (Previous Year 800,00,00,000 Equity Shares of ` 10/- each)	` 8000.00 crores
90,41,800 Non-cumulative 10% redeemable Preference Shares of ` 1000/- each (Previous Year 90,41,800 Non-cumulative 10% Redeemable Preference Shares of ` 1000/- each)	` 904.18 crores
<b>Total</b>	<b>` 8904.18 crores</b>

### Listing of shares of Coal India Limited in Stock Exchanges:

The shares of Coal India Ltd. is listed in two major stock exchanges of India, viz. Bombay Stock Exchange and National Stock Exchange on and from 4th November, 2010.

Post buy-back on 28.10.2016, the number of fully paid equity shares as on date stands at 6,20,74,09,177. During the year, there is no change in number of shares.

The details of disinvestment of shares by Govt. of India is furnished below:

Sl. No.	Financial Year of Disinvestment	% of shares disinvested	No. of shares disinvested	Mode
1	2010-11	10.00%	63,16,36,440	IPO
2	2013-14	0.35%	2,20,37,834	CPSE-ETF
3	2014-15	10.00%	63,16,36,440	OFS
4	2015-16	0.001%	83,104	CPSE-ETF
5	2016-17	1.248%	7,88,42,816	Buyback
6	2016-17	0.92%	5,71,56,437	CPSE-ETF
7	2017-18	0.31%	1,92,99,613	Bharat 22-ETF



Hence, the number of shares held by Govt. of India as on 31.03.2018 stood at 4,87,56,71,716 i.e.78.546% of the total 6,20,74,09,177 number of shares (earlier year 4,89,49,71,329 i.e. 78.857% of total number of shares ). Pursuant to above, the shareholding pattern in CIL stood as follows:

Particulars	As on 31.03.2018		As on 31.03.2017	
	Shareholding Pattern (%)	Share Capital ( ` Crore)	Shareholding Pattern (%)	Share Capital ( ` Crore)
Government of India	78.546 %	4875.67	78.857 %	4894.97
Other Investors	21.454%	1331.74	21.143%	1312.44
<b>Total</b>	<b>100.000%</b>	<b>6207.41</b>	<b>100.000%</b>	<b>6207.41</b>

## 11. BORROWINGS

Aggregate borrowings of CIL (including Current and Non-Current) stood at ` 1061.18 crores in 2017-18 from ` 410.77 crores in 2016-17, as detailed below.

Figures in ` Crores

Particulars	2017-18	2016-17
Foreign Loans including deferred credits		
EDC Canada	161.20	167.2
Banque Nationale De Paris and Natexis Banque, France	7.09	6.64
Term loan from other Banks	838.86	-
IRCON International Ltd.	39.01	171.44
Chattisgarh State Infrastructure Development Corpn Ltd.	15.02	65.41
<b>TOTAL</b>	<b>1061.18</b>	<b>410.69</b>

In addition to the above Short term Borrowings of CIL stood at ` 476.54 crores in 2017-18 from ` 2603.78 crores in 2016-17, as detailed below.

Particulars	2017-18	2016-17
Loan repayable on demand		
- From Banks	150.00	2603.78
- From Other Parties	-	-
Other Loans	326.54	-
<b>TOTAL</b>	<b>476.54</b>	<b>2603.78</b>

The debt servicing has been duly met in case of the loans / deferred credits whenever due.

The subsidiary companies of SECL M/s Chattisgarh East Railway Limited (CERL) & M/s Chattisgarh East-West Railway Limited (CEWRL) have taken loan from IRCON International Ltd and Chattisgarh State Infrastructure Development Corpn Ltd. with repayment period of 5 years excluding moratorium period not exceeding 5 years from the date of signing of Loan Agreement.

## 12. INTERNATIONAL CO-OPERATION

Coal India is envisaged for foreign collaboration with a view to:

- Bring in proven and advanced technologies and management skills for exploiting UG and OC mines, coal preparation, coal utilization, protection of environment and related activities.
- Exploration and exploitation of Methane from Coal bed, abandoned mine, ventilation air, shale gas, coal gasification, etc.
- Locating overseas countries interested in Joint Venture in the field of coal mining with special thrust on coking coal mining.

The priority areas included acquisition of modern and high productive underground mining technology, introduction of high productive opencast mining technology, improvement in working in underground in difficult geological conditions, fire control and mine safety, coal preparation, application of 3D seismic survey for exploration, extraction of coal bed methane, coal gasification, application of Geographical Information System (GIS), satellite surveillance, subsidence monitoring, environmental control, overseas ventures in coal mining.

CIL aims to acquire suitable technology through international bidding. Bi-lateral cooperation is also being encouraged for locating availability of cost effective and latest technologies in the aforesaid areas. CIL, therefore, has been following both the routes.

Following are the details of activities that took place with various countries during 2017-18.



## FOREIGN COLLABORATION

### Indo-US Collaboration:

#### Status of On-going Projects:

##### a) Development of Coal Preparation Plant Simulator

The identified US consultant M/s Sharpe International LLC, USA (SI) was awarded the work in October 2009 for development of a Coal Preparation Plant Simulator. Total work was split into 18 activities out of which 11 activities were completed and payment to the tune of 40% value (USD 150,000) had been released in line with provision of the contract. Later in October 2013, SI expressed their inability to complete the work. US representatives were requested to take up the matter with Mr. Mark Sharpe of SI for a meaningful conclusion of the project. US side had advised to contact Mr. Carl Jacobson in this regard.

Consequently, Mr. Carl Jacobson was contacted for submission of a proposal for execution of the project within the framework of existing agreement. From the perusal of the proposal submitted by him, it was noted that M/s CoalSim was responsible for the development of software based on the mining engineering expertise provided by Mr. Mark Sharpe.

Further, Mr. Manoj Mohanty from Southern Illinois University (SIU) Carbondale, USA vide his email dated 08.01.2016 expressed desire "to complete the project that SI could not complete". Mr. Mohanty was requested to submit his proposal through US DoE and MoC, as the project was identified under Indo-US Coal Working Group work plan. Subsequently, a Proposal from Mr. Mohanty was received through US DoE and MoC, Govt. of India. Comments of CMPDI in this regard were sent to Advisor (Projects), MoC on 03.10.16 and also to Mr. Smouse Scott of DoE on 27.10.2016. In response to the queries raised by Dr. Mohanty of SIU (vide e-mail dated 07.11.2016 forwarded by Dr. Scott Smouse of US DOE), suitable reply was sent on 23.11.2016.

On 22.12.2016, Dr. Scott Smouse of US DOE sent the reply as mailed to him by Dr. Mohanty indicating the project direct cost for the subject assignment with Power Plant economics increased substantially to US\$ 3,50,000 + additional 47.5% charge on the project direct cost as research overhead expenses.

CMPDI vide email dated 09.01.2017 requested Dr. Scott Smouse to look into the matter and asked Dr. Mohanty to respond accordingly so that the final proposal can be prepared and submitted at the earliest with due consideration to fund limitation as the balance fund left in the project is US\$ 225,000. Meanwhile, with special initiative of Dr. Scott Smouse, discussion between the expert team of CMPDI and Dr. Mohanty was held on 11.05.17 on various technical issues for formulation of the revised project proposal. Dr. Mohanty opined that he would submit a revised proposal in Sept. 2017 with revised project cost to Dr. Scott Smouse of US DOE for his review. The outcome of the meeting is to be discussed during the next Indo-US CWG meeting.

In reply to the query on the status of project submission (vide e-mail 25.08.2017), Dr. Mohanty has shown his eagerness (vide e-mail dated 31.08.2017) and desired to involve IIT-ISM, Dhanbad in the project. Further, Dr. Mohanty vide his email dated 12.09.2017 communicated that the project cost would be USD 400,000 + 44% overhead cost and also suggested to find somebody else who can complete the project within the recommended budget.

In reply to the above, CMPDI once again requested Dr. Mohanty vide email dated 25.09.2017 and 20.12.2017 to submit the project proposal as per the prescribed format (incorporating the observations of CMPDI on the earlier project proposal as communicated to him vide email dated 07.09.2017) to complete the remaining activities of the project utilizing the balance fund available (i.e. USD 225,000) in the project. On confirmation from Dr. Mohanty, appropriate decision can be taken in this regard. In reply, Dr. Scott Smouse of US, DoE vide his email dated 20.12.2017 suggested some possibilities for further continuation of the project. The same is under consideration.

##### b) Cost Effective Technology for Beneficiation and Recovery of Fine Coal

US DOE had identified Virginia Tech University (VTU) for establishing an efficient technique for beneficiation & dewatering of Indian coking coal fines through the testing of coal samples in lab and pilot plants at VTU for identification of state-of-the-art technologies based on which a demonstration plant was to be installed in Sudamdih Washery in BCCL. A joint project proposal was drawn and approved by CIL R&D Board in June, 2008. The VTU, however, expressed its inability to sign an international agreement and as such the project could not be started.

During the 10th Indo-US CWG meeting in New Delhi on 10.03.2014, US representatives were requested to take up the matter with VTU for meaningful conclusion of the project. US side had advised to contact Dr. Roe Hoan Yoon of Virginia Tech for further discussion in this regard. Subsequently the issue was taken up with Dr. Roe Hoan Yoon to obtain methodology for execution of the assignment. Dr. Yoon informed that VTU had developed a Hydrophobic-Hydrophilic Separation (HHS) process for fine Coal Cleaning and would be submitting a proposal on the same. However, since the project was identified under Indo-US Coal Working Group work plan, Dr. Yoon was requested to route his proposal through US DoE and MoC.

Meanwhile, Shri R. B. Mathur, President, Business Development & Mining Strategy, Virginia Mining Resources Pvt. Ltd. (VMR), submitted, vide his email dated 09.05.2016, that VMR was a sister concern of Minerals Refining Company (MRC) which is associated with Dr. Yoon in development of HHS Technology. He expressed to undertake a pilot project on HHS Technology under S&T Programme in India. He was requested to submit a proposal with details of the HHS Technology, its availability and cost, etc. for initiating appropriate action.

Subsequently, a Proposal titled "Application of the Hydrophobic-Hydrophilic Separation (HHS) Process for the Beneficiation of Indian Coals" from M/s MRC was received through US DoE and MoC, Govt. of India. Comments of CMPDI on the proposal was sent to Advisor



(Projects), MoC on 07.10.16 and also to Mr. Smouse Scott of DoE on 27.10.2016. Further, Shri R.B. Mathur submitted a revised proposal on 21.11.2016 with incorporation of the PROPOSED BUDGET BY TASK, i.e. the total cost of involvement of US side is USD 1,508,312 as indicated earlier, has been split into different tasks which is related to lab scale testing and consultancy services by the project proponent. CMPDI informed Dr. Scott Smouse on 02.12.2016 that the indicated cost mentioned above was towards Laboratory tests on coal samples (to be transported by CMPDI to Virginia Tech Laboratory in USA), detailed characterization for pilot design, design of a POC-scale plant, conceptual design of a Demonstration Plant and developing a flowsheet to Retrofit in existing plant only. It does not include any supply item, not even the cost towards HHS set up required for POC-scale plant, without which the objective of the HHS scheme cannot be accomplished. Accordingly, Dr. Scott Smouse vide email dated 23.03.2017 submitted a revised proposal as received from Virginia Minerals Refining Corp.

On 18.04.2017, CMPDI responded to Dr. Scott Smouse that Laboratory Tests and Detailed Characterization might be done in India through reputed NABL accredited or Council of Scientific and Industrial Research (CSIR) laboratories to reduce foreign exchange component and each element of POC Scale Design needed suitable justification with detailed elaboration as the cost appeared to be on higher side. The "Estimate for Building a POC Plant" in the United States also needs to be discussed with US proponent. During discussion with the expert team of CMPDI on 02.05.17, Prof. Roe Hoan Yoon of Virginia Tech University, USA, stressed that initially Indian coal samples were to be tested on HHS installation in USA to assess the suitability of HHS technology and for this purpose 5 drum fine coal samples are required to be transported to USA. It was clarified that transporting the coal samples to USA and getting tests done at VTU would incur cost, which will be difficult to arrange before approval of the project by CIL.

Based on further discussions, Mr. Scott Smouse of US DoE & Prof. Yoon of VTU were requested (vide email dated 21.08.2017) to submit the revised project proposal incorporating the observation /comments of CMPDI and as per the "Guidelines for implementing coal research projects" issued by MoC. In response, Mr. Scott Smouse vide mail dated 13.09.2017 proposed to restrict the Stage-I of the project up to laboratory test work to reduce the project cost. CMPDI, vide email dated 25.09.2017, indicated that limiting the scope of work to laboratory tests of coal samples would not meet the objective to introduce a state-of-the-art technology in India under Indo-US bilateral cooperation.

Moreover, it was learnt that M/s Hendricks of USA has developed a 'unique patented technology that refines coal and coal waste into pure hydrocarbon, removing substantially all the mineral matter and water in a novel and exclusive low cost process' and a commercial plant is expected to be commissioned in USA by May 2018. Necessary clarification in this regard has been sought from Virginia Tech University (VTU), USA by CMPDI to indicate the difference between the above concept and the methodology proposed by VTU as the above concept appears to be similar with the method proposed by VTU. Dr. Yoon, vide email dated 27.09.2017, suggested to contact M/s Hendricks directly to know the technology they are using.

Meanwhile, technical discussion was held at CMPDI Ranchi on 09.11.17 with President (Business Development & Mining Strategy), Virginia Mining Resources Private Ltd. wherein CMPDI communicated its requirement of a revised proposal as per S&T guidelines. Mr. Scott Smouse of US DoE & Prof. Yoon of VTU were requested to submit revised proposal after incorporating the decisions of the discussion held on 09.11.2017. Reply from Prof. Yoon of VTU is awaited.

#### New Areas of Collaboration

- a) **Underground Coal Gasification (UCG):** UCG is one of the key areas under Indo-US collaboration. A project brief for capacity building in the field of UCG development was sent to MoC for consideration in India-US Coal Working Group Meeting held on 16th Sept. 2015 at Washington, USA for the development of UCG in CIL command area. Initially, DoE indicated to approach UC-CIEE (California Institute for Energy and Env.) and thereafter, Lawrence Livermore National Laboratory requested to be associated. US DoE agreed to identify US Experts and inform the Indian side for further course of direct action. Response from DoE is awaited.
- b) **Coal Mine Methane (CMM):** CMM blocks have been identified in Raniganj Coalfield (ECL command Area) and Jharia Coalfield (BCCL command Area) of CIL for commercial exploitation of methane. US Experts may be requested to suggest suitable technology providers for commercial extraction of CMM & its utilization.
- c) **Mine Rehabilitation & Reclamation of Indian coal mines:** Projects on 'Sustainable mine closure activities and mining wasteland to be utilized as a source of livelihood for local community' were proposed to be carried out with the help of US agencies. In this regard, a proposal was received from M/s Norwest Corporation on 15th Dec. 2015.

After many deliberations on the proposal, CMPDI advised to route the proposal through Indo-US CWG platform prior to its submission to R&D Nodal Agency (i.e. CMPDI) for funding under CIL. Subsequently, a meeting was held at CMPDI with officials from M/s Norwest Corporation on 20th July 2016 and a decision was taken to formulate the proposal in two phases i.e. 'Study & Capacity Building (Phase-I)' and 'Implementation in one of the selected OC mines in CCL (Phase-II)' (CCL has given consent for study and implementation of the proposal in Amrapali OCP). M/s Norwest Corporation sent the revised draft proposal to CMPDI (Implementing Agency) on 06.09.2016 for scrutiny. In the meantime, CMPDI incorporated the duly filled Annexures of the proposal and forwarded the same to M/s Norwest Corporation vide email dated 28.11.2016 for incorporating their input in the Annexures before submission of the proposal.

Mr. Pat Akers, representative of M/s Norwest Corporation, after detailed discussions with CMPDI officials submitted revised draft proposal on 10th January 2017. The revised proposal after incorporating comments of CMPDI was received through email dated 04.07.2017. CCL has been requested for association in the project as a sub-implementing agency. After getting the consent from CCL, the same along with other observations will be sent to M/s Norwest Corporation, USA for resubmitting the proposal to MoC through Indo-US CWG platform for funding under CIL. The consent from CCL is awaited.



# COAL INDIA LIMITED

A MAHARATNA COMPANY

## Indo-Australian Collaboration

### Status of On-going Projects:

CMPDI has a Memorandum of Understanding (MoU) with Commonwealth Scientific and Industrial Research Organisation (CSIRO) signed on 12th June, 2013 for a period of five years for furthering scientific cooperation. A team from CMPDI visited CSIRO, Australia in July 2015 for identifying possible collaborative areas in the field of clean coal technologies. During the visit of Secretary (Coal) in June, 2017 it was suggested to identify more areas for scientific cooperation.

#### a) Capacity Building for CMPDI Lab

- CMPDI has established a state of the art Coal Bed Methane (CBM) lab that can carry out parametric studies for resource estimation and reservoir characterization for CBM and Shale gas.
- In March 2016, S&T Project titled "Capacity building for extraction of CMM Resource within CIL Command areas" was approved by Ministry of Coal (MoC) under Govt. of India S&T funding which is jointly implemented by CMPDI and CSIRO. The project is of three (03) years project duration. A Collaborative Understanding agreement for execution of the Project has been signed between CSIRO and CMPDI on 22nd December, 2016.
- CSIRO Project Team visited CMPDI, Moonidih Mine of BCCL and Chinakuri Mine of ECL during 9th -19th May, 2017. During visit, the team interacted with the project personnel on gassiness issues. CSIRO team assisted CMPDI to draw the required technical specification of laboratory equipment to be procured by CMPDI for this S&T project. These equipment are being procured under the S&T funding. Project personnel were training by CSIRO during 11th - 16th March, 2018 at CMPDI.

#### b) Ventilation Air Methane (VAM)

- CMPDI has formulated a project jointly with CSIRO titled "Abatement and utilization of Ventilation Air Methane (VAM) from working underground degree-III coal mine in India". The implementing agencies for the project will be CSIRO and CMPDI with BCCL as a sub-implementing agency. Identified project mine is Moonidih Underground Mine in Jharia coalfield of Bharat Coking Coal Ltd. (BCCL).
- CIL R&D Board has approved the project in principle with 100% retroactive funding at present and in due course 40% should be reimbursed from National Clean Energy Fund (NCEF) with directive to reduce duration of project from 42 to 30 months in consultation with CSIRO. CSIRO has agreed to reduce the project duration to 36 months.
- The revised proposal was placed in the 26th Meeting of R&D Board of CIL held on 27th Dec, 2016 and the Board advised to place the proposal before the Apex Committee with certain modification.
- As per direction of the 26th Meeting of R&D Board of CIL held on 27th Dec, 2016, draft collaborative agreement was submitted by CSIRO which was sent to BCCL on 19th May 2017 for their comments. The comments received from BCCL was forwarded to CSIRO, Australia vide email dated 22.09.2017 which responded to all the queries made by BCCL.
- BCCL, vide letter dated 01.12.2017, informed that there was no methane gas collection in any well at CBM site, Moonidih. Locating the VAM test unit at CBM site will require long pipe line to take the VAM to test site. As such, mine site would have been advantageous over the CBM site. However, exact location of the VAM test unit is to be identified by CSIRO.
- In reply, vide email dated 04.12.2017, CSIRO stated that 0.2% methane in mine air exhaust may not be sufficient for the study. CSIRO also proposed to use CNG to increase the VAM concentration for site trial of VAM test unit. Amount of required CNG will be determined based on the VAM concentration and technology selected. The same has been communicated to BCCL. Further action on the project proposal will be taken after receipt of the comments from BCCL.

#### c) Other collaborative initiatives

- Taking forward the joint statement made by the Honorable Prime Ministers of India and Australia on 18.11.2014, agreeing to cooperate on Energy and Clean Coal Technologies and exploring opportunities for partnership between Australian institutions and Indian School of Mines, Dhanbad, MoUs were signed between IIT (ISM) Dhanbad, India and six universities and two research organizations of Australia, viz. Curtin University of Technology, University of New South Wales, University of New Castle, University of Wollongong, University of Western Sydney, University of Queensland, SIMTARS, and CSIRO; for research and academic collaborations in the areas of Energy, Clean Coal Technologies and Mines Safety.
- Australia - India Center for Clean Coal and Energy Technologies (AICCET) has been established at IIT (ISM) Dhanbad and Curtin University, Perth for conducting joint research in the areas of Energy and Clean Coal Technologies. In the realm of this center, two major research activities have been initiated by IIT (ISM), Dhanbad and Coal India Limited (CIL) with Australian collaborations, which are (i) conversion of high ash low rank Indian coal to chemicals and (ii) design of improved flow sheets for high ash coal washing to reduce the percentage of ash in feed coal of different industries.
- The Centre of Excellence in Mining Technology (CEMT) has also been established at IIT (ISM), Dhanbad in collaboration with Australian institutions and research organizations for conducting research in the areas of Advanced Mining Technology and Mines Safety. Under this Research Centre, a Virtual Reality Mine Simulator (VRMS) is being established at IIT(ISM), Dhanbad by SIMTARS, Department of Natural Resources, Govt. of Queensland, Australia for simulating advanced mining technology and hazardous coal mine environment with support from CIL. VRMS will be used for imparting necessary training to executives and operational people for improving safety in Indian coal mines. After successful establishment of this facility at IIT(ISM), the same will be replicated at three different locations in CIL. In addition, the research activities jointly being undertaken by IIT (ISM), Dhanbad and CIL with Australian institutions, have progressed in the areas of segregate blasting, reducing the potential of mine fire and



explosion in coal mines for improvement of production, productivity and safety. IIT (ISM) had approached Coal India Limited (CIL) with an R&D proposal on VRMS in May 2017. After getting approval from R&D Board of CIL, the project has been commenced w.e.f. 01.09.2017.

- The cooperation between the two countries will attain new heights in future through such collaborative initiatives between Australian Institutions and IIT (ISM), Dhanbad in the frontier areas of Energy, Clean Coal Technologies, Advanced Mining Technology and Mines Safety.
- To expedite the co-operation, a Technology Mission headed by Secretary, Ministry of Coal visited Australia from 17th to 24th June, 2017. During the visit, the team had a discussion with Department of Industry, Innovation and Science, Govt. of Australia regarding Research & Development/Innovation in the field of coal mining, mine safety management, mine closure and reclamation and acquisition of coking coal assets in Australia by Coal India Limited (CIL). During the Visit to CSIRO, Brisbane, certain areas were identified for collaborative studies by CIL/CMPDI with CSIRO viz. 3D Seismic Survey, Hydro-Geological Modelling and Longwall Top Coal Caving (LTCC). It was also decided that increased emphasis will be laid on the ongoing R&D project on CBM/CMM by CMPDI/CIL to explore the prospects of commercial utilization of methane through power generation. Capabilities of mine scheduling software XPAC and the Virtual Reality Training tools for mine workers were also demonstrated during the visit at RUNGEE PINCOCK MINARCO (RPM), Brisbane. Further, during visit to University of New South Wales, Sydney, it was decided to collaborate in the area of setting up of a Virtual Reality based Training Centre in India, Drone based subsidence monitoring in overlying areas of underground goaves, etc.

#### New Areas of Collaboration

- a) **Underground Coal Gasification (UCG):** In the India - Australia Energy Security Dialogues held during 8th - 11th February 2016 at Brisbane, for the development of Underground Coal Gasification (UCG), Australian companies like M/s Carbon Energy Limited was asked to look forward for the opportunities coming up in India in view of the recent UCG policy of Government of India. A meeting was organized by Austrade / Delhi on 31st May 2016 where M/s Carbon Energy Ltd. shared their outcome of Key Seam UCG Technology developed at the Bloodwood Creek UCG Trial Project at QLD in Australia. It was agreed that in view of constitution of Inter-Ministerial Committee (IMC) for the development of UCG blocks, the proponent might approach the developer for extending technology to them after the award of blocks.
- b) **CBM/CMM Development in CIL Command Area:** In the India - Australia Energy Security Dialogues held during 8th - 11th February 2016 at Brisbane the Australian technology providers and experts from the Australian Universities came forward for participation in developing CBM/CMM areas under the leasehold of CIL in view of new policy of Government of India permitting CIL to explore and exploit CBM/CMM on commercial lines. University of New South Wales (UNSW) has been requested to provide list of experts and technology providers. The status of ongoing R&D project on CBM/CMM was reviewed during visit of Secretary (Coal), Govt. of India to CSIRO, Australia in June, 2017.

#### Indo-Poland Collaboration

##### New Areas of Collaboration

Secretary, Ministry of Coal (MoC), Govt. of India led a delegation to Poland during 6th-9th June, 2016 to understand the energy policy of Republic of Poland with particular reference to development of coal, coal mining technologies, reclamation of mined-out areas, capture and uses of Coal Mine Methane (CMM) and technologies for development of underground (UG) mines, etc.

A team of Polish Experts including manufacturers visited MoC, CIL, ECL, BCCL and CMPDI during 4th-7th July 2016 in sequel of the visit made by an Indian delegation led by the Secretary (Coal), MoC, Govt. of India to Poland. In view of the above, a Poland Technology Group (PTG) has been constituted and some of the areas were identified, such as, Slope stability of overburden dump (using advanced modelling technique), Dry Coal beneficiation, Extraction of remnant coal pillars with surface protection, Pre-drainage of coal mine methane (CMM) and commercial recovery of coal bed methane (CBM) and Control measures for mine fires of Jharia for obtaining the solutions from Polish side. A detailed discussion was held on the identified areas at CMPDI (HQ), Ranchi between Polish Experts and Officials of PTG & other officials of MoC, CIL/CMPDI, wherein technical co-operation was sought on the identified areas from Polish Experts. A data dossier on the identified areas were prepared by CMPDI with necessary technical help from different subsidiaries of CIL and the matter is being taken up at CIL level.

In continuation of the collaborative studies, a team of 4 officers (2 from CMPDI and 1 each from CCL & BCCL) visited Poland from 13th -17th February, 2017 to enhance skill in the field of methane extraction and dry coal beneficiation.

The fifth session of the India-Poland Joint Commission on Economic Cooperation (JCEC) was held in New Delhi on 27.11.2017. Input in this regard had been sent to CIL/MoC on 13.11.2017. Further information is awaited.

A Polish delegation involving representatives from M/s JSW, M/s PeBeKa and Central Mining Institute, Poland visited India during January, 2018 and a meeting was held on 16.01.2018 with the Indian representatives involving officials from CIL & SAIL. Capabilities of the above institutes/organization of Poland were presented and views exchanged for further collaboration in different mining activities including participation in tender for CMM Drainage in Moonidih Mine of BCCL for which Global Bid is likely to be published. CIL also presented about the brief activities done during the last few fiscal and the short-listed areas identified under PTG for collaboration. The data dossier which was earlier sent to Polish group was again handed over to the Dy. Director General of the Central Mining Institute, Poland.

#### India-Indonesia Collaboration

The 4th meeting of the Joint Working Group on coal between the Ministry of Energy and Mineral Resources (MEMR), Indonesia and the Ministry of Coal, India was held on 20.04.2017 in Jakarta. Both side agreed that technology and science were crucial in mining industry in order to have



# COAL INDIA LIMITED

A MAHARATNA COMPANY

sustainable, scientific, safe and environmental friendly mining. Both side agreed for future cooperation in "Geological exploration between CMPDI and Geological agency of Indonesia" related to coking coal characterization, capacity building for CBM laboratory analysis, geophysical exploration for coal and building geological models based on geological data. It was also agreed to exchange best practices in the areas of coal mining like mine planning and design, satellite monitoring of mined out areas for reclamation, IT enabled solutions for vehicle movement monitoring and environmental management of coal mines.

Capacity building between HRD agency of MEMR of Indonesia and Indian Institutes like IIT-ISM, Dhanbad, IIT, Kharagpur and IIT, BHU was also agreed. It was also decided that lab to lab cooperation between Central Institute of Mining and Fuel Research (CIMFR), Dhanbad of India and R&D agency of MEMR of Indonesia to conduct research on coal gasification, mine water treatment technology and clinker formation as a result of blending.

A 6-member Indonesian delegation visited CMPDI, Ranchi, CIMFR, Dhanbad and MoC New Delhi during 3rd- 5th May, 2017. During their visit to CMPDI on 03.05.2017, capabilities of CMPDI were presented to the Indonesian team on the identified areas as discussed in the 4th meeting of the Joint Working Group on coal between the two countries. Indonesian delegates also visited CIMFR laboratories in Dhanbad on 04.05.2017 and different research programme and other activities being carried out by CIMFR were briefed to the delegation. Another team visited Piparwar Opencast Mine of CCL on 04.05.2017.

Following points were agreed by the Indonesian team during the meeting held on 05.05.17 at MoC:

- Geological agency of Government of Indonesia and CMPDI will explore the possibility of cooperation in preliminary exploration/geological mapping of coking coal deposits in Indonesia.
- After establishing potential of coking coal deposits, the Government owned companies of the two countries namely Coal India Limited & PT. BUKIT ASAM / Local Government Company will explore the possibility of forming an SPV for exploration, development and operation of coking coal assets in Indonesia. The Government of Indonesia will facilitate exploration license/mining license to the SPV(s) as per the extant laws of the country.
- Govt. of India and Govt. of Indonesia will facilitate B2B cooperation between private coal companies of Indonesia and CMPDI in exploration and related laboratory services.

As a follow up action and after an invitation obtained in July 2017 from Indonesian side, CMPDI team visited Indonesia during 28.08.17 to 01.09.17. During the visit, Center for Mineral, Coal and Geothermal Resources (CMCGR), Indonesia showed interest to have capacity building in coking coal characterization and preliminary exploration/geological mapping in West Kalimantan area. CMPDI proposed the cooperation on forming a Special Purpose Vehicle (SPV) for exploration development and operation of coking coal assets in Indonesia with Indonesian Coal State owned company as well as cooperation in exploration and laboratory services with Indonesian Private Company, as per the agreed points of the meeting held on 05.07.2017 in New Delhi. Upon the proposal, the CMCGR side expressed their need to have further consultation and coordination with concerned authorities/parties.

Both parties agreed on the initial draft Scope of Project and will take further internal consultation with the relevant parties in order to finalize the draft. One coal block in West Kalimantan has been identified for prospecting which will be decided after field visit to the proposed project area in April 2018. CMCGR, Indonesia have requested for funding of all the activities in scope of work by Govt. of India. A Ministerial level meeting of both the countries along with their technical and business representatives needs to be carried out for finalizing the agreement of the above work to arrive at the cost involved in the entire project. Govt. of India and Govt. of Indonesia will facilitate B2B cooperation between private coal companies of Indonesia and CMPDI in exploration and related laboratory services. MoC has been requested to take view on it.

## India-Finland Collaboration

A team of officials of M/s Valmet of Finland along with Mr Mikko Postonen, Counselor, Embassy of Finland met CIL Chairman, Director (Tech) and other officials of CIL at Kolkata to promote their Technology for utilization of Coal Washery Rejects (CWR) for generation of thermal power. The delegation informed CIL that Valmet had a licence for designing Power Plant Boiler to burn washery rejects coal having ash% upto 77% with GCV of 1100 Kcal/Kg. It was agreed that solution from Boiler to Generator (B2G) based on CWR as feed was required.

Based on a request forwarded through MoC dated 5th Sept.'17, a Video conferencing was organized between CIL, CMPDI and the delegation from Valmet and Finnish Embassy for a discussion on the issue of prospects of CWR in CIL's subsidiaries. During the meeting, it was agreed to undertake a scoping study on the prospects of establishment of Coal Washery Reject based TPP utilizing Valmet's technology. It was also agreed to involve NTPC/Power Producing companies and BHEL during the scoping study.

Representatives of Valmet along with Mr Postonen, Counselor Embassy of Finland had a meeting with CIL Chairman, Director (Tech) and other CIL officials on 5.10.2017 at New Delhi to continue discussion on how to carry forward the scoping study. It was agreed to take up the desk-top scoping study at a site located centrally to a group of washeries in operation at one of the subsidiaries of CIL. However, it was agreed that prior to this study, since this technology is to be utilized in a Thermal Power Plant, it would be prudent to include a Power Producing company, namely, NTPC and a manufacturer of Boiler-Generator, namely, BHEL in the study.

The Finnish side informed that the Embassy of Finland shall co-ordinate with NTPC and BHEL to bring them onto the Board to have a synergy on the prospective study and CIL shall provide the required inputs for study. It was agreed that the scoping study shall be a self-sponsored without any financial impact on either side on account of the group study. The above decision has been communicated to Valmet Chennai Pvt. Ltd at Chennai. A meeting was held on 20.11.17 at Scope complex, New Delhi among the officials from CIL, Valmet, Embassy of Finland, BHEL, where various modalities of the project were discussed. Another meeting was held on 15.03.18 among Finnish officials, Valmet and CIL officials at CMPDI, Ranchi on this matter. The minutes of this meeting are awaited.



### India-Bangladesh Collaboration

A meeting was held on 05.10.2016 between State Minister, Ministry of Power Energy and Mineral resources, Govt. of Bangladesh and Minister of State with independent charge for Power, New and renewable energy and Mines, Govt. of India. In the meeting, Bangladesh requested assistance of Government of India to develop the coal reserves in Bangladesh. In response to this, India agreed to send a technical team from CMPDI to study the techno-economic feasibility of the mining of coal on the basis of available geological/geo-mining data.

Accordingly, a technical team of CMPDI visited Bangladesh during 20th -24th Aug.'17 to study techno-economic feasibility of coal mining on the basis of Geological/Geo-mining data. During the visit, CMPDI team interacted with Senior Officials from Indian High Commission of Bangladesh, M/s Petrobangla, M/s Barapukuria Coal Mining Company Ltd. (a company of Petrobangla) and Geological Survey of Bangladesh. The Bangladesh side had shown interest in development of Barapukuria, Khalashpir and Jamalgunj areas. The existing geological data generated so far in these areas will be required for understanding the regional geology and generation of further data. The promising areas can be explored further for feasibility studies. An initial request has been made to Barapukuria Coal Mine Company in this regard.

### Indo-Russian Collaboration

The 21st Meeting of India-Russia Joint Working Group on Energy and Energy Efficiency was held on 7th September, 2016 at New Delhi. Indian side expressed its interest in technical cooperation with Russian companies in the field of Underground Coal Gasification (UCG) and resource assessment of Coalbed Methane (CBM) in distressed conditions. Russian side agreed to pass on the information to concerned Russian companies.

The 6th meeting of India-Russia Sub-group on Mining of the working group on Modernization and industrial cooperation held on 15th September, 2017 at Moscow, Russia and a protocol has been signed between two countries.

Both side showed mutual interest in developing the long term and mutually beneficial cooperation in the field of metallurgical, mining and processing mechanical engineering, ferrous and non-ferrous metallurgy, mining, coal industry and aluminium industry. Both side also showed mutual interest in promoting investment in these sectors by encouraging both public sector and private sector companies.

### Indo-Japan Collaboration

#### New Areas of Collaboration

- Dry Coal Beneficiation:** M/s Nagata Engg. Co. Ltd. has been requested to provide the detail technology including specification and performance data, commercial availability of the separator and cost thereof with other supports (if any). The response is awaited.
- Slope Stability Monitoring:** Dr. Hideki Shimanda of Kyushu University, Japan has been requested to share their technical expertise and valued opinion for Indian geo-mining conditions. Reply is awaited.
- Subsidence Measurement & monitoring using DINSAR Technology:** J-Coal delegation led by Mr Masafumi Uehara, Asst. Sect. General, Resource Development Department, J-Coal, Japan visited CMPDI in August 2016 and presented the possible use of DinSAR technology for subsidence monitoring in Jharia Coalfield. The delegation also visited the subsidence sites at BCCL. On query whether a real time monitoring and subsidence prediction was possible through this technology, Mr. Uehara informed that real time monitoring, at present, was not possible through this study as the minimum interval for this study can be one and half months, which is the re-visit time of the satellite to acquire the data and moreover they do not have expertise in subsidence prediction presently. Under such circumstances, the project is kept in abeyance. Inputs on the above possible areas of collaboration with Japan has been communicated to CIL/ MoC on 29.11.2017. Further information is yet to be communicated.

### India-Afghanistan Collaboration

As per the Article No. 7 of the MoU signed between Ministry of Mines, Govt. of Islamic Republic of Afghanistan and Ministry of Coal, Govt. of India, a joint Working Group from Indian side has been constituted by Ministry of Coal on 21.02.2013. Further information is yet to be communicated.

### Indo-Belarus Collaboration

Two proposals regarding trial run of 350 Tonne dump trucks of Belaz make and technology for North Eastern Coalfields by M/s NIVA of Belarus were received from Ministry of Coal through CIL on 14.03.2017. Necessary comments of CMPDI on the above proposals have been sent on 20.03.2017 for onward communication.

The 8th protocol of India-Belarus Inter Governmental Commission (IGC) on Trade, Economic, Scientific, Technological and Cultural Cooperation has been signed on 04.07.2017 in New Delhi. Both side reviewed the progress of bilateral cooperation and explored further potential of cooperation between the two countries in order to strengthen and widen bilateral relations. Updated status on the points pertaining to CMPDI have been sent to MoC on 20.07.2017. The further status is yet to be communicated.

Further, Mr. Vladimir I. Semashko, Deputy Prime Minister of the Republic of Belarus along with business delegation attended the 'India-Belarus business forum' on 11.09.2017 in New Delhi and presented the capabilities of Belarus companies. A high-powered delegation from Belarus was scheduled on 12.09.2017 in India to discuss issues on bi-lateral cooperation, the details of which is yet to be communicated to CMPDI.

## 13. COAL VIDESH DIVISION

### I. INITIATIVES FOR ACQUISITION OF COAL ASSETS ABROAD

#### (A) Activities of Coal India Africana Limitada (CIAL), Mozambique

Post surrendering of prospecting licenses of CIAL to Government of Mozambique, CIL Board directed CIAL to implement economization of its operations at Mozambique, by shifting its registered office from Tete to Maputo. In pursuance of the directive of CIL Board, the economization measure has been implemented by shifting the registered office from Tete to Maputo.



# COAL INDIA LIMITED

A MAHARATNA COMPANY

## (B) Acquisition of coking coal assets abroad

Pursuant to the directives of the Board, CIL has focused to the coking coal producing countries viz. Australia, Canada, USA etc. for acquisition of coking coal assets abroad. As a part of the preparedness towards acquisition initiatives, empanelment of Merchant Banker (MB)/Investment Banker (IB) has been done to render assistance in acquisition process.

## II. REVIVAL OF FERTILIZER PROJECTS

### (A) Setting up of natural gas based ammonia-urea complex at Gorakhpur, Sindri and Barauni

Hindustan Urvarak & Rasayan Limited (HURL) was incorporated as a Joint Venture Company comprising of CIL, NTPC, IOCL, FCIL and HFCL as partners to set up natural-gas based ammonia-urea complex at the premises of closed fertilizer plants of FCIL at Gorakhpur (U.P.) & Sindri (Jharkhand) and that of HFCL at Barauni (Bihar). In 2016-17, pre-feasibility studies were conducted to set up 1.27 MTPA capacity urea plant at all three locations. After pre-qualification of contractors for setting up of the plants, NIT was issued through Lump-Sum Turn Key (LSTK) mode.

Based on the evaluation of offers, the technical consultant M/s PDIL has prepared Detailed Feasibility Reports (DFRs) and the financial consultant, M/s SBI Caps has prepared the Financial Appraisal Reports (FARs) for all three fertilizer plants. In case of Gorakhpur fertilizer plant, DFR has been approved by the Boards of HURL as well as the promoting companies. After achieving successful financial closure, the investment decision has also been approved by CIL Board. The LoA has been issued to the consortium of M/s Toyo Engineering, Japan and M/s Toyo Engineering, India. In case of Sindri and Barauni fertilizer plants also, the DFRs have been approved by CIL Board. LoA has been issued to consortium of M/s Technip France and L & T Hydrocarbons Engineering Limited, India.

All the pre-project activities have been completed at all three sites. MoEF has granted Environmental Clearance for setting up of Ammonia-Urea plants at all three locations. Term-sheet has also been signed with M/s GAIL for supply of Natural Gas for the three proposed plants through their upcoming Jagdishpur-Haldia-Bokaro-Dharma Natural Gas pipeline (JHBDPL). All three plants are scheduled to come in operation by 2020-21.

### (B) Setting up of coal based ammonia-urea complex at Talcher

Talcher Fertilizers Limited (TFL) was incorporated as a Joint Venture company comprising RCF, CIL, GAIL and FCIL as the partners, for setting up of a coal based ammonia-urea complex at the premises of the defunct fertilizer plant of FCIL at Talcher. Low CV, high ash coal from nearby Talcher coalfields blended with (pet-coke upto 25%) shall be gasified to produce syngas, which shall be converted into Ammonia and subsequently Urea.

TFL Board has approved coal gasification technology of M/s Shell for the proposed plant. Based on techno-economic feasibility study to set up 1.27 MTPA capacity urea plant on partial LSTK mode, separate LSTK tenders have been floated for Coal Gasification Plant and Ammonia-Urea plant. Concurrently, LSTK NIT for Captive Power Plant and tender documents for other Off-sites and Utilities are under preparation by the Consultant.

MoEF has granted Environmental Clearance for setting up of integrated coal based Ammonia-Urea plants at Talcher. Ministry of Coal has accorded its in-principle approval for allotment of the northern part of North of Arkhupal coal block to TFL. An MoU has also been signed between TFL and IOCL for supply of pet-coke to the proposed plant from Paradeep Refinery.

## III. DIVERSIFICATION INTO CHEMICALS SECTOR

### Setting up of Coal to Methanol plant at Dankuni Coal Complex (DCC)

Govt. of India has stressed the need to reduce the crude import bill and take up the measures to cut carbon emissions. NITI Aayog has prepared an action plan to substitute 10% of crude imports by 2030, by Methanol (CH<sub>3</sub>OH) alone. India is shortly going to implement upto 15% Methanol blending program (M15) with Petrol. Ministry of Road Transport & Highways and Shipping & Waterways has already prepared the draft notification on M15 and M100 as transport fuel and is expecting a clearance from Law Ministry to be notified officially. After announcement of this methanol blending policy, the domestic Methanol business which stood at around 2 MT in 2016-17 is projected to reach to 30 MT in 2030.

To seize this opportunity, CIL is exploring the possibilities for diversification into Chemicals sector by setting up a new coal gasification based methanol complex in premises of Dankuni Coal Complex (DCC). This would also bring a paradigm shift in positioning of its product, particularly High CV low ash coal, from an Energy product to a chemical feedstock. Coal sourced from Raniganj coalfields shall be gasified to produce syngas which shall be subsequently converted into methanol.

As part of this exercise, potential coal gasification technologies have been shortlisted through a global EOI. The consultant, M/s PDIL was entrusted to prepare PFR. M/s PDIL has recommended to set up a coal to methanol complex of 2050 MTPD (0.676 MTPA) capacity in the available land at DCC. Currently, the project is under Pre-Feasibility Study stage.

## 14. MASTER PLAN FOR DEALING WITH FIRE, SUBSIDENCE AND REHABILITATION

The Master Plan for dealing with fire, subsidence and rehabilitation in the lease hold of Bharat Coking Coal Limited (BCCL) and Eastern Coalfields Limited (ECL) was approved on 12th August 2009 by Govt. of India with an estimated investment of ₹ 7, 112.11 crores for Jharia Coalfields and ₹ 2661.73 for Raniganj Coalfields. Implementation period has been delineated as 10+2 years.

High Powered Central Committee meetings were conducted under the chairmanship of the Secretary (Coal), MoC to review the activities of implementation of Master Plan. Fifteen meetings were conducted so far; last meeting was held on 10/11/2017.

Jharia Rehabilitation and Development Authority (JRDA) is the implementing agency for rehabilitation of non-BCCL people under Master Plan whereas Asansol Durgapur Development Authority (ADDA) a state Govt. organization has been identified as implementing agency for Rehabilitation of Non-ECL houses.

### A. Summarized Status of Implementations of Master Plan in the lease hold of Eastern Coalfields Ltd.

Seven Surface Fires were identified in the approved Master Plan have been doused by blanketing with thick layers of earth to save the life and properties of the inhabitants.



Demographic Survey work has been completed for all 126 locations out of 141 identified locations as 10 locations having no habitation and 3 locations have only ECL population. In 2 locations survey work could not be completed due to public agitation. The final list has already been published which contains 44598 households. Photo Identity Card (PIC) has been distributed to 43087 persons out of total 44598 persons. Most of the ECL employees residing in 3 endangered locations have been shifted and remaining persons were allotted quarters and are in the process of shifting. In the 15th HPCC meeting CEO, ADDA informed that final data of Demographic survey report is yet to be published.

According to the approved Master plan, about 896.29 ha. (2214 Acres) land would be required for resettlement of non-ECL families.

In the meeting held on 24.03.2017 at Nabanna under the Chairmanship of Chief Secretary, Govt. of WB where in it was decided that ADDA, ECL & CMPDIL will jointly find out the possibilities of large chunk of land to be used for rehabilitation purpose. It was also discussed that 15% of population under rehabilitation scheme are to be accommodated in Durgapur for which Bengal Aerotropolis Limited (BAPL) land would be made available. For the rest of 85% who are to be rehabilitated in Jamuria, Ranigunj, Asansol and Baraboni blocks land in big chunks has to be identified.

Construction of 160 houses has already been started from 10.03.2017. Work orders for construction of 3024 flats at Mouza Bijoynagar & 1904 flats at Mouza Namokeshia have been awarded on 19.03.2018. Finalization of Tender for Construction of 5664 flats at BAPL land and 2224 flats at Daskeyar mouza are under in process.

#### **i) Diversion of National Highway (NH-2):**

As per decision of 14th HPCC meeting on 20.3.2017 at DGMS, Office Sitarampur under the Chairmanship of Dy. DG(EZ) with the representatives of ECL, CMPDIL, NHA and ADDA where it was noted to get idea of blind backfilling and certification of action required for proper stability from CIMFR, Dhanbad.

In the 15th HPCC meeting on 10.11.2017 it was directed that in regard to 300m. stretch of NH-2 under unstable area, a committee was constituted under DG, DGMS with DDG, Central zone DDG Eastern zone to examine all available reports and reassess the danger associated and need for shifting/strengthening the road. Accordingly, a meeting was conveyed at DGMS office, Sitarampur on 21.03.2018 under the Chairmanship of DG, DGMS. DG rejected the proposed alignment of diversion due to suspected workings in the vicinity of the diversion road. It was also expressed the doubt about restoration of full proof as well as long term stabilization through back filling technique due to non-availability of any authentic mine plan of the worked out seam on the basis of which actual void area can be ascertained. Finally, after site inspection DG opined that geotechnical study of the affected stretch should be conducted afresh by other technical/research Institute of national repute to find out the best possible solution for stabilization of the unstable part of the road for long term duration.

#### **(ii) Diversion of District Board (DB) Roads.**

The diversion of DB Road at Mohanpur Colliery of Salanpur area is not required, as the proposed route is coming under mining operations. The existing road between Amdiha and Samdih via Lalgunj will serve the purpose of connection.

In the proposed diversion route of Gorangdih Begunia colliery, 3.512 acres of land is required out of which 3.040 acres is Raiyati land and 0.472 acres being WB Govt. vested land. For diversion of this DB road at Jamgram mouza under Barabani PS, public notice has been issued. The District Level Purchase Committee has taken up the issue regarding purchase of Raiyati land.

For diversion of DB road at Ratibati colliery, 4.847 acres land is required (1.207 acres of ECL land (+) 0.370 acres of Raiyati (+) 3.270 acres of DGCA land).

MoC has accorded its approval for transfer of ECL land to State Govt. for diversion work of DB Road and same was communicated to ADDA on 16.11. 2017. As per DGCA's view, ADDA to examine alternative alignment for 3.149 acres DGCA land. Joint physical verification of the alternative diversion route has been done and it was found that the land comprised in the proposed alternative alignment has been encroached by the local people and no alternative alignment is feasible.

Jt. GM(LM)-ER in his letter on dated 29.01.2018 suggested to re-submit the alignment of proposed diversion of DB road covering minimum area as well as shortest length of proposed diversion of road of AAI land at the said site.

Accordingly, a joint inspection comprising officials of ECL and ADDA was made on 28.02.2018 and an alternate alignment covering an area of 0.68 acres of AAI land at the said site was found. Proposal to transfer 0.68 acres land owned by DGCA in favour of Urban Development Dept, Govt. of WB has been sent to Regional Executive director, AAI on 15.03.2018 to consider and expedite the issuance of NOC for construction of diversion route of the concern DB road.

#### **iii) Diversion of Railway line:**

##### **Andal-Sitarampur Railway line:**

Preliminary discussion with Eastern Railway officers was held on 20.12.2017 where it was suggested by DRM, Asansol to send details of the scope of study in such stability assessment along with the plan showing the proposed route study to examine the proposal from their end.

In regard to diversion of Andam-Sitarampur Railway line and on consideration of revised FSR by Railways, CMD, ECL was asked to convene a meeting with all concerned to assess the danger associated with it and action to be taken in this matter. In a meeting held on 02.02.2018 at ECL HQ under the Chairmanship of CMD, ECL where all Functional Directors of ECL and Eastern Railway officials including DRM, Asansol were also present and it has been decided to conduct geotechnical investigation/survey of the unstable stretches beneath the Andam -Sitarampur rail track to find out the total void area below the railway track. Stability analysis of the workings and prediction of any surface subsidence based on geotechnical investigation and analytical method would also be done in this scientific study. Accordingly, three premiere technical/scientific research Institutions i.e. IIT, Kharagpur, ISM, Dhanbad & CIMFR, Dhanbad were contacted to submit their offer for carrying out the said scientific study.



# COAL INDIA LIMITED

A MAHARATNA COMPANY

Chief Scientist of CIMFR had already visited at ECL HQ on 06.03.2018 to discuss on the subject matter. On 29.03.2018, ECL again requested the above three premiere Institutes to submit their offer within a week time for taking further course of action on the above referred matter.

## Diversion of Andal-Sainthia Railway Line:

Regular Monitoring is being done by ECL & Railway Authorities to check any subsidence and the speed of the trains in these locations have also been restricted.

## iv) Diversion of Indian Oil Corporation Limited (IOCL) pipeline:

IOCL informed that regular monitoring is being done by them to detect any deflection of pipe line due to subsidence.

## B. Summarized Status of Implementation of Master Plan in the lease hold of Bharat Coking Coal Ltd.

Reduction in Fire area: The coal mine fire survey/ study was instituted by BCCL through National Remote Sensing Centre (NRSC), ISRO, Department of Space, Hyderabad for delineation of surface coal fires in Jharia Coalfield. NRSC has submitted their report in which they have concluded that the present fire area in the coalfield is only 2.18 sq.km. which includes both over burden dump fire and active fire. In Master Plan, total surface area affected by fire described as 8.9 sq.km. NRSC has reduced these findings from the State of Art, Satellite based technology. NRSC has been requested to repeat the satellite TIR survey. NRSC has completed the survey in December 2017. Final Report of NRSC is awaited. BCCL would improvise the fire action plan for speedier liquidation of fire area.

As per Master Plan, total 54159 families in 595 nos. sites are to be surveyed. CIMFR, ISM, whiz Mantra and JRDA have completed survey of 595 sites for 91879 families of encroachers, survey of private houses are to be started.

3360 houses have been constructed in Belgoria Rehabilitation Township "JhariaVihar" in which 2048 non - BCCL families(encroachers) are shifted from affected areas. Construction of 6992 units are in progress out of which 992 units are in completion stage.

Regarding the rehabilitation of BCCL people, residing in the fire & subsidence affected area, 6668 houses constructed out of 15852 houses and 3311 BCCL families shifted till January 2018. The remaining 3357 house Construction is expected to be completed by December 2018 and shifting by December 2019.

As per Master Plan, 2730 Acres of land would be required for resettlement of non-BCCL families for which JRDA is perusing for acquisition of land and proposals are now at different stages. NOC of 86.44 acres of vacant land in Bhuli Township and 849.68 acres of non-coal bearing land in and around Belgoria Township belonging to BCCL have been given by MoC which has been communicated to JRDA along with all the required Mouza plans for developing new Townships by JRDA.

## Road diversion from fire affected areas:

Repairing/ widening of Mahuda-Topchanchi road in lieu of endangered portion of NH-32 between Godhur to Putki as a short-term measure is completed. BCCL has requested NH authority for handing over the site for dealing the fire from said stretch of road in the spirit of Jharia Action Plan.

## Rail Diversion from fire affected places

As per recommendation of HPCC, a Committee was formed under the Chairmanship of DGMS and its first meeting was held on 24.03.2017. As per record note of Committee "the committee feels that movement of passenger or goods train on the Dhanbad -Chandrapura Railway line of E.C Railway is to be stopped immediately in the interest of safety to human.

In the record note chaired by Principal Secretary to PM on dated 22.5.2017 "Director General of Mines Safety (DGMS) should visit the site of railway track and give certificate regarding safe/unsafe condition of track by 5th June 2017" regarding stopping Dhanbad- Chandrapura line.

As per letter by Excutive Director/Civil Engg (P) Ref: 2008/CE-II/WP/31 dated 10.06.2017 to General Manager E C Railway,Hajipur "Having considered DGMS report, Board has decided to stop operation of Passenger and good Traffic on Dhanbad Chandrapura line with affect from 15.06.2017.

BCCL has made several communications to Railway regarding handing over the Railway acquired land of stretch of Dhanbad Chandrapura line for fire mitigation. Recently a letter has been written by the additional member (WORKS), Rail Ministry, Railway Board to the Government of Jharkhand for bearing the cost of alternative alignment of closed Dhanbad Chandrapura line.

Coal India Ltd has infused ` 432.01 crores to ECL and ` 1112.31crs to BCCL till March 2018 for implementation of Master Plan.

## 15. ENVIRONMENTAL MANAGEMENT

### 15.1 Environmental Impact Assessment (EIA)/Environmental Management Plan (EMP)

EIA/EMPs for all the new and expansion projects as per EIA Notification SO 1533 dated 14<sup>th</sup> September, 2006 of MoEF are prepared for peak and normative capacities and environmental clearance is obtained. During the year 2017-18, CMPDI has prepared a total of 20 Form-I and formulated 23 Draft EIA/EMPs. 18 environmental clearances and 6 modification in EC were also obtained from MoEF for different Projects/ Group of Mines, Washeries and Sand mining projects of CIL during the year 2017-18.

### 15.2 Management System Standards

CIL HQ has got certification against ISO 9001, ISO 14001 and ISO 50001 (Quality Management System, Environment Management System and Energy Management System) from Bureau of Indian Standards. As on 31<sup>st</sup> March 2018, three of our subsidiaries, ECL, NCL and MCL are certified for their companywide Integrated Management System (ISO 9001, ISO14001 and OHSAS 18001) and CCL is likely to be certified



shortly. BCCL, SECL and WCL are in the process for implementation of companywide Integrated Management System (ISO 9001, ISO 14001 and OHSAS 18001). CMPDI HQ and its seven RIs are certified for ISO 9001:2015. CMPDI is in the process of implementing ISO 14001 & ISO 50001."

### 15.3 Pollution Control Measures and their Efficacy

Coal India has been giving utmost importance to protect environment by practicing and following sustainable mining practices so as to ensure that the mining operations has least impact on environment. Various pollution control measures and initiatives are taken up concurrently with mining operations for maintaining acceptable/permissible limits of major physical and chemical attributes of environment namely air, water, hydrogeology, ground vibrations, noise, land & nearby community.

#### (A) Air Pollution and its Control Measures:

To control and reduce dust generation during drilling, blasting, loading and Coal transportation, Coal India Ltd. has taken up various initiatives based on the Environmental Management Plans (EMP) which were already prepared before commencement /enhancement of production of coal mines. This EMP is prepared keeping in mind the impact on existing environment and forest due to coal mining projects through Environment Impact Assessment (EIA) study of each project.

Crushers, coal transfer points and coal stock areas are being installed. Mist spray systems have been introduced along conveyor routes, transfer points and on bunkers. Mobile water sprinkling has been provided in all the haul roads of OC mines. In addition to these, the projects are enhancing the water sprinkling through engagement of contractual water tankers. Automatic sprinklers have also been installed in CHPs. Some of the important initiatives are also mentioned below:

- a) Mobile sprinklers have been installed along haul roads to control dust generated by truck and dumpers movements.
- b) Optimum level of loading of coal in trucks and railway wagons to avoid spillage on roads and rail.
- c) To avoid spillage of coal during transport, trucks are properly covered by tarpaulin covers.
- d) Blacktopping, repairing and strengthening of haul roads are regularly and scientifically carried out.
- e) Plantation in surroundings of active mining areas and along the hauls roads are carried out to create green buffers/green belts in and around the mines.
- f) In order to reduce the dust pollution due to road transportation, eco-friendly mode of transport is being introduced. Transportation to thermal power stations, who consume more than 80% of thermal coal are carried out by rail / series of belt conveyors. Rail heads are constructed and made available nearer to mine so as to reduce road transportation. CIL have constructed / are constructing integrated CHP for rapid loading of wagons and trucks.
- g) Tube conveyors mode of transportation is also being introduced in some mines for transportation of coal to thermal power plants. The wall/sides of CHPs are also covered by side cladding with GI Sheet to control pollution at source.
- h) To contain dust emission at source itself, dust extractors / wet drilling systems are being undertaken.
- i) Controlled blasting and habitation away from the mines have been introduced as far as possible.
- j) Modern technologies like Surface Miners and Continuous Miner at different subsidiaries of CIL which generates lesser air borne pollution as compared to conventional mining have been introduced to the system. During 2017-18, CIL has produced around 48% of total coal production through surface miners and continuous miners.
- k) The quality of Ambient air in and around the mine site is being monitored fortnightly. The required and stipulated numbers of ambient air quality monitoring stations are maintained, as per environmental rules and regulations of Environment (Protection) Act, 2006, and its reports are regularly submitted to SPCBs and MoEF&CC.
- l) The concept of 'Continuous Ambient Air Quality Monitoring Stations' (CAAQMS) are being introduced and are installed / being installed in large mines of CIL. Continuous Ambient Air Quality Monitoring Stations have been installed at 4 locations in SECL and 01 location each in WCL and MCL.

#### (B) Mine Water Management:

Water which pumped out from the underground and open cast mines are being contaminated with suspended particles. Some small quantity of water being contaminated during washing and cleaning of HEMM. CIL also takes initiative by treating this water. The treated water is being supplied to the local villages after mine consumption, Quality of the final effluent is monitored in terms of the relevant Indian standards.

- Domestic Effluent Treatment Plant (DETP): The domestic effluent from major residential colonies is treated in DETP either by activated sludge method or by extended aerated lagoons.
- Mine Discharge Treatment Plants (MDTP) are installed in mines for treatment of mine water. Strata seepage water in mines first gets accumulated in the mine sump which provides for initial settlement of suspended particles. The supernatant water from the sump is then pumped out on surface and treated in surface sedimentation tank, which provides for second stage settlement. The treated mine water is then used partly within the mine premises for dust suppression, fire fighting, plantation, washing and further treated as per drinking water standard for supply to company township and nearby villages through pressure filter / RO. etc. After ensuring maximum re-use within and around mine premises the excess treated mine pumped out water is released onto local nalla / streams which is used by the surrounding local population specially for agricultural use.



# COAL INDIA LIMITED

A MAHARATNA COMPANY

- In order to assess the impact of mining activities on ground water, quarterly monitoring of ground water levels is being carried out in and around the coal mines covering the buffer zone (i.e.10 Kms radius). Further, recharging of ground water is also taken up within mine premises as well as in nearby villages through rainwater harvesting, digging of ponds/development of lagoons, de-silting of existing ponds/tanks etc.
- Regular monitoring of mine effluent, workshop effluent, and domestic effluent is carried out every fortnight as per Environment (Protection) Rule - 2006. Reports of the same are regularly submitted to SPCBs and MOEF.

## (C) Noise Pollution Control Measure:

For control of noise pollution, following measures are adopted:

- i) Proper maintenance of equipment to minimize vibration
- ii) Green belt provided around the mine as well as residential area.
- iii) Controlled Blasting & blasting in only day time.
- iv) Use of Surface Miner, Continuous Miner & High Wall mining which extract coal without blasting.
- v) Ear Muff or Ear Plugs provided to Workers at highly noisy areas

## (D) Land Reclamation:

Reclamation of the mined out areas and the external OB dumps is a major environmental mitigatory activity taken up by Coal India. In all new mines reclamation of mined out areas are being done as per the Environmental Management Plan and Mine closer plan which are approved by MoEF&CC. Back filling of the OB material in the mine voids is part of the mining operation cycle. Top soil preservation, storing and use in the plantation areas of the reclaimed areas are being done in the opencast mines wherever necessary. Concurrent reclamation and rehabilitation of mined out areas (subject to technical feasibility as per geo-mining conditions) are taken for gainful land use. Opencast mines are filled up with overburden extracted during the process of extraction of coal and after technical reclamation is completed plantation is carried out which is termed as biological reclamation.

- **Eco-restoration** : For effective Bio- reclamation of disturbed land, scientific studies are carried out to select suitable species of plants for each coalfield and sustainable sequence of reclamation from grass to shrubs, to trees. Forest Research Institute (FRI) have been engaged by CIL for sharing their expertise in the field of eco-restoration in the reclaimed areas. ECO restoration sites have been developed in BCCL, with technical guidance of FRI.
- **Eco-park in Reclaimed land** : Eco Parks have been developed in many of the mined out areas of CIL like Gunjan Park of ECL, Ananya Vatika of SECL, Nigahi of NCL, Saoner of WCL, Kayakalp Vatika, Rajarappa Eco Park in CCL etc.
- **Tree plantation** : Green belt is developed through extensive tree plantation programme every year by the subsidiaries of Coal India Ltd. Avenue plantation, plantation on the OB dumps, plantation around mines, residential colonies, and available government land is undertaken in existing as well as new projects. Since inception, subsidiary companies of CIL have planted 96 million plants covering an area over 38378 Ha. till March 2018.
- **Monitoring of Reclamation** : CIL introduced state-of-the-art Satellite Surveillance to monitor land reclamation and restoration for all opencast projects. The land reclamation and rehabilitation operations are being monitored by Satellite Surveillance. 50 major OCPs excavating more than 5 Mm<sup>3</sup> (Coal+OB) per annum are being monitored every year while remaining OCPs excavating less than 5 Mm<sup>3</sup> (Coal+OB) per annum are being monitored every 3rd year. This gives a clear picture of reclamation, which otherwise is difficult to accurately estimate. The study during 2017-18 shows that all the major OCPs (excavating > 5 Mm<sup>3</sup> (Coal+OB) per annum) have reclaimed area of 61.96% and active mining area is only 38.04% of the total excavated area. In addition, CIL is conducting vegetation cover mapping through satellite surveillance in every 3 years.
- **Mine Closure Plan (MCP)** : MCP is an integral part of the project report prepared by CMPDIL for Coalmines. This progressive mine closure plan also forms a part of the EIA/EMP prepared and submitted to MOEF for Environmental Clearance. The progressive reclamation of mined out areas by inbuilt in the project cost and is implemented accordingly. After exhaustion of reserves, statutory obligations in respect of closure are also followed. CIL is practicing mine closure very effectively. CIL is committed for restoration of abandoned / mined out areas in a socially acceptable & environment friendly manner. As on March 2018, out of 453 identified mines, MCPs have already been prepared for all the mines, 445 MCPs have been approved by concern Subsidiary Board and total amount of ₹ 6075.44 Crores has been deposited in 425 numbers of Escrow accounts.
- **Strive for continual improvement in environmental performance by setting targets, measuring progress and taking corrective action.**

CIL has engaged Indian Council of Forestry Research & Education (ICFRE), Dehradun for Environmental Audit of 20 OC Mines of CIL which is intended for third party inspection, verification of the existing levels of pollution vis-a-vis the laid down standards and to delineate the compliance status of major projects in addition to the inspection carried out by the statutory authorities like CPCB/SPCB etc. ICFRE has submitted final draft reports of 19 mines. Furthermore, CIL has engaged ICFRE for developing approach and methodology for index rating of environmental conditions for individual mine & preparation of Environmental Performance Index in respect of the EC conditions and third party mine auditing of 35 mines of CIL pertaining to Environmental Compliance.

## (E) Solar Energy/ Energy efficient Initiative by Coal India Ltd:

CIL has signed MoU with Energy Efficiency Services Limited (EESL) to promote energy efficiency provisions in CIL and its subsidiary companies. CIL has taken steps for using LED lights substituting CFL lights. All the electrical fittings of CIL's HQ at Rajarhat, Kolkata have been replaced by energy efficient LED fittings.



To promote, Green Initiatives taken by GoI, CIL has submitted Green Energy Commitment letter to MNRE for developing 1000 MW Solar Power Projects. For implementation of these projects, CIL has signed MoU with Solar Energy Corporation of India (SECI).

In the 1st phase, tender was floated for setting up of 2x100 MW Solar PV Project in the state of Madhya Pradesh. But, due to downward trend in prices of solar projects and availability of land in Madhya Pradesh Solar park, the tenders were cancelled and SECI is in the process of retendering the same in the state solar park of Madhya Pradesh.

CIL's initiatives had resulted in installation of more than 3 MW capacity in CIL HQ and its Subsidiary Companies.

#### 15.4 Assessment of Impact of Coal Mining in different coalfields

CMPDI has introduced satellite surveillance for land reclamation monitoring of all the opencast mines from the year 2008-09. Land reclamation monitoring of 50 opencast projects having more than 5 million cu.m. capacity (coal+OB) and 42 OC projects producing less than 5 million cu.m. (coal+OB) have been completed based on high resolution satellite data during the year 2017-18. Monitoring of land reclamation status in larger capacity mines (> 5 million cubic metre) are carried out regularly on annual basis and smaller mines (< 5 million cubic metre) at three years interval.

During 2017-18, seven coalfields, viz. Rajmahal, Raniganj, Ib-Valley, Mand Raigarh, Sohagpur, Umrer and PENCH-Kanhan have been studied for assessing the regional impact of coal mining on land use/vegetation cover. Land use/cover mapping of core and buffer zone of 20 projects have been completed during the year for generating baseline information for Environmental Management Plan. Monitoring of coal mine fire in Jharia, Raniganj, Karanpura and Bokaro coalfield, based on Thermal Remote Sensing data, has also been done for the year 2017-18.

### 16. COAL BED METHANE (CBM) / COAL MINE METHANE (CMM)

#### 16.1 Collaborative commercial development of CBM in Jharia & Raniganj coalfields by the consortium of CIL & ONGC.

The Govt. has allotted two CBM blocks in 2002 namely Raniganj North CBM Block in Raniganj Coalfield and Jharia CBM Block in Jharia Coalfield to the consortium of ONGC-CIL on nomination basis for commercial development of CBM. ONGC is the Operator for both CBM blocks and carrying out the jobs as per contractual agreement with the Govt. of India and CMPDI provides technical support to CIL in this regard. On completion of CIL part of work programme by CMPDI and supplemented by appraisal activity by ONGC has resulted in formulation of Field Development Plan (FDP) by the Operator i.e. ONGC.

Government of India had approved the FDPs for both the CBM blocks in July, 2013. Petroleum Mining Lease (PML) for Jharia CBM block has been granted by Govt. of Jharkhand in July, 2015 whereas Environmental Clearance has been granted in April, 2017. FDPs are under revision as per the directive of MoP&NG considering the overlapping issues.

Model Co-development Agreement for Simultaneous Coal Mining and Coal bed Methane (CBM) Operations in the Overlapping Areas was issued by MoP&NG in February, 2017. Matter of Co-development agreement in regard to Jharia CBM Block in Parbatpur Central Coal Block for optimum exploitation of coal by SAIL and CBM by ONGC (operator of the CBM block) has been finalized and agreed by DGMS. SAIL has conveyed to ONGC to defer the execution of Co-Development Agreement till Mining Lease (ML) is granted to SAIL. ONGC through MoP&NG sought intervention for early execution of Co-Development Agreement. In pursuance to the Steering Committee meeting held on 30th March, 2017 at DGH Revised FDP and cost estimate taking in account all constraints have been prepared by ONGC and accordingly techno-economics has been done by ONGC. FR is under examination at ONGC.

In February, 2018, DGMS has communicated to ONGC that Directorate does not have any objections regarding resumption of CBM activities in the overlapping area between Parbatpur Coal block of SAIL and Jharia coal block of ONGC provided no underground working shall made at the west side of Fault F5-F5 after starting the CBM drilling operations. Thereafter, Hydro-Fracturing job has been undertaken in Well No. JH14 on 14th March, 2018 considering DGMS no objection.

#### 16.2 CBM and Shale gas related studies under Promotional Exploration during 2017-2018:

##### 16.2.1 CBM related studies:

CMPDI is carrying out studies related to "Assessment of Coalbed Methane Gas-in-Place Resource of Indian Coalfields/Lignite fields" through boreholes drilled during exploration. CBM specific data has been generated from eight boreholes during the year and achieved the target. This study will create the data base for assessment of CBM potentiality and facilitate delineation of more blocks for CBM development.

A report based on CBM related studies on Patratu ABC Block, South Karanpura Coalfield, Jharkhand has been prepared.

##### 16.2.2 Shale gas related studies:

CMPDI is carrying out studies related to "Assessment of Shale Gas-in-Place Resource of Indian Coalfields/Lignite fields" through boreholes drilled during exploration. This study will create the data base for assessment of shale gas potentiality and facilitate delineation of more blocks for Shale Gas development. During the year 2017-18, studies in five boreholes have been completed.

##### 16.2.3 Activities taken up by CBM Laboratory:

Relevant studies like Adsorption Isotherm (AI) studies for 78 numbers of coal samples, Total Organic Carbon (ToC) analysis for 51 number of Shale samples have been completed in addition to CBM studies in 8 boreholes and Shale gas studies in 5 boreholes. Further, analysis of 971 mine air samples received from different collieries of CCL have been completed and results submitted.

### 16.3 Commercial development of Coal Mine Methane (CMM)

Ministry of Coal vide Office Memorandum dated 29th July, 2015 has permitted CIL to explore and exploit CBM from its areas under coal mining lease allotted to Coal India Limited (CIL). Earlier MoC had made CMPDI the Nodal Agency for development of CMM in India. MoP&NG vide notification dated 3rd November, 2015 has issued guidelines for exploration and exploitation of CBM by Coal India Limited (CIL) and its subsidiaries from areas under coal mining lease allotted to CIL.



# COAL INDIA LIMITED

A MAHARATNA COMPANY

MoC has requested MoP&NG to issue modified guidelines considering exemption of applicability of the ORD Act and PNG Rules within coal mining leasehold areas, exemption of penalty in delay in submission of FDP & Production and permission to engage experienced technical developers or service contractor from India or abroad as third party for CBM exploitation, etc. CCEA has given its approval on 11th April, 2018 for issuing a notification amending clause 3(xiii).

Considering Govt. of India permission to CIL in July, 2015 to explore and exploit CBM from its areas under coal mining lease allotted to CIL, steps have been taken up by CMPDI/CIL for identification of potential areas initially in Damodar Valley coalfields within CIL mining leasehold which appears to hold comparatively better potential for CBM. Accordingly, one block each in Jharia coalfield (in BCCL command area) and in Raniganj coalfield (ECL command area) have been identified as prospective CBM/CMM blocks:

- 1) **Jharia CMM Block (BCCL Area):** A block of about 24.32 sq km clubbing Kapuria, Moonidih, Jarma and Singra blocks has been delineated for commercial development in the mining leasehold area of BCCL having CMM resource of 25.22 BCM. Project feasibility report has been prepared based on Reservoir Modelling & Techno-Economic studies and submitted to BCCL for further perusal.
- 2) **Pre-drainage of coal mine methane at Moonidih mine (BCCL), Jharia Coalfield:** Pre-drainage of methane at Moonidih mine (BCCL) in working Seam XVI has been proposed to recover methane to enhance production and safety and recovered gas may also be gainfully utilized. In this regard, a Pre-feasibility report on Pre-drainage of CMM from Moonidih UG mine in Jharia Coalfield has been prepared and submitted to BCCL for competent approval to incorporate Scope of Work for the Global Bid.

An Expression of Interest (EoI) was floated by CMPDI to identify suitable organization to undertake pre-drainage of methane from Moonidih mine of BCCL in Jharia Coalfield. 15 responses to the offers were received against this EoI. Bidder's meet was held on 10th May, 2017 at CMPDI, Ranchi in which 11 respondents of EoI participated which includes Service Provider/Developer from Australia, USA and Poland. Based on their inputs a draft Tender Specification Document (TSD) was prepared for selection of the suitable experienced developer/service provider through global e-Tendering for carrying out the first pilot project in India. Draft TSD was circulated to respondents and deliberated in the Pre-NIT meeting held on 7th Sept.'17 at CMPDI, Ranchi.

Accordingly, Global Bid Document has been prepared for "Pre-drainage of Coal Mine Methane (CMM) from Moonidih UG Mine". The draft Global Bid Document has been sent to DGH for "Peer Review" also. DGH suggested that E&P of CBM in Moonidih mine can be done pursuant to extant Govt. of India notification dated 3rd Nov.'15 in this regard and CBM/CMM should be sold under the domain of ORD Act 1948. BCCL may enter into an agreement with Govt. of India on lines similar to the CBM contracts, on a nomination basis because it already holds the coal mining lease. It was also pointed out for methane drainage at Moonidih UG mine permission from MoP&NG is required in pursuant to extant Govt. of India notification dated 3rd Nov.'15. On approval of the BCCL Board, NIT will be published to invite Global e-tender for selection of the suitable experienced developer/service provider.

- 3) **Raniganj CMM Block (ECL Area):** An area of about 57 sq km under mining leaseholds of Sripur, Satgram and Kunustoria Areas of ECL in Raniganj Coalfield has been delineated for commercial development of CMM having CBM resource of 3.93 BCM. Project feasibility report has been prepared based on Reservoir Modelling & Techno-Economic studies and submitted to ECL for further perusal. Considering constraints like Mining lease below Damodar river, limited access of free land & high cost of land required for acquisition, overlapping with GEECL, extensive old working above potential coal seam for CBM etc. it appears that the identified area may be technologically challenging for CBM/CMM extraction.

## 16.4 CMM/CBM Clearinghouse in India

A CMM/CBM clearinghouse was established at CMPDI, Ranchi under the aegis of Ministry of Coal and USEPA on 17th November, 2008. The clearinghouse is functioning as the nodal agency for collection and sharing of information on CMM/CBM related data of the country and help in the commercial development of CMM Projects in India by public/private participation, technological collaboration and bringing financial investment opportunities.

The clearinghouse has been established with financial support from Coal India Ltd. on behalf of Ministry of Coal and US EPA. The website of India Clearinghouse, <http://www.cmmcclearinghouse.cmpdi.co.in>, encompasses all the important information viz. EoI notifications, newsletters in addition to information regarding opportunities existing for development of CMM, VAM, etc. After completion of initial three years term it was extended for another three years thereafter. USEPA had further extended support for additional term i.e. three years upto 2017. US EPA is intended to extend their support for 2018-21 (3 Yrs).

## 17. Commercial development of Underground Coal Gasification (UCG)

MoC has constituted Inter Ministerial Committee (IMC) for identification of areas for UCG on the line broadly similar to the existing policy of CBM development. Potential blocks in coal (7) and lignite (7) were identified and considered in the IMC for the commercial development of UCG preferably by PSUs. Identified Coal blocks for UCG development are in Wardha Valley Coalfield (Jogapur-Sirsi), Sohagpur Coalfield (Maiki (North)-Maiki-Merkhi, Pathora, Chainpa), Tatapani-Ramkola Coalfield (Reonti-West), Godavari Coalfield (Yelendu) and Singrauli Coalfield (Bandha).

Model Bid Document & Model Contract Document for Development of UCG has been submitted to MoC for consideration. A coal block (Kasta West) in Raniganj Coalfield under ECL Command area has also been identified to undertake Pilot Scale UCG Project under R&D model in association with ECL/CMPDI/CIL.



## 18 S&T and R&D Projects

### 18.1 Projects on Coalbed Methane

#### 18.1.1 S&T Project on "CBM Reserve Estimation for Indian coalfields"

A S&T project on "CBM Reserve Estimation for Indian coalfields" is under implementation where IEST, Shibpur is the main implementing agency and NGRI, Hyderabad, CMPDI and TCE, Kolkata are sub implanting agencies. This project is approved under EoI of Coal S&T project of MoC. The project is of 3 years duration with the revised completion schedule of March, 2019. Draft report of 2D Seismic survey conducted in South Karanpura Coalfield has been submitted by NGRI where 5 sq km area has been delineated for 3D seismic survey which is likely to be undertaken by NGRI by December, 2018.

#### 18.1.2 S&T Project on "Capacity Building for Extraction of CMM Resource within CIL Command Areas"

A S&T project on "Capacity Building for Extraction of CMM Resource within CIL Command Areas" has been approved under Coal S&T project of MoC and is under implementation. CMPDI is the implementing agency and CSIRO, Australia is sub-implementing agency. The project completion schedule is March, 2019. The technical specification for laboratory equipment have been finalized in association with CSIRO and equipment are under procurement. Training of CBM Personnel and CBM Lab Personnel took place by CSIRO on laboratory procedures and field testing protocols.

### 18.2 Project on Shale Gas

#### 18.2.1 S&T Project on "Shale gas potentiality of Damodar Valley basins of India"

A S&T project on "Shale gas potentiality of Damodar basin of India" under S&T plan of Ministry of Coal (MoC) is under implementation. The project objective is to evaluate Damodar basin for their shale gas potentiality through integrated geophysical, geological, geo-chemical and petro-physical investigations. The revised completion schedule is November, 2018.

NGRI along with CMPDI & CIMFR selected Rangamati B block (Tumni & Kanchanpur Sector), Raniganj Coalfield and 3D seismic survey in 2.4 sq km out of total 3.2 sq km area has been completed. Four boreholes have been proposed by NGRI for validation of interpretation. 3D seismic survey has started in Radhanagar block, Jharia Coalfield. On completion of 3D Seismic Survey findings, CMPDI will take up its part of committed activities i.e. drilling of deep boreholes.

### 18.3 Project on VAM

18.3.1 CMPDI has formulated a project jointly with CSIRO titled "Abatement and utilization of Ventilation Air Methane (VAM) from working underground degree - III coal mine in India". The implementing agencies for the project will be CSIRO and CMPDI with BCCL as a sub-implementing agency. Identified project mine is Moonidih Underground Mine in Jharia Coalfield of Bharat Coking Coal Ltd. (BCCL). CIL R&D Board has approved, in principle, the project with 100% retroactive funding at present and in due course 40% should be reimbursed from National Clean Energy & Environment Fund (NCEEF) for project duration of 36 months. CSIRO was requested to prepare a draft collaborative agreement which is to be signed between CMPDI and CSIRO.

## 19. GEOLOGICAL EXPLORATION & DRILLING

CMPDI has substantially improved the capacity of drilling during XI & XII plan period. As against the achievement of 2.09 lakh metre in 2007-08, CMPDI has achieved 5.63 lakh metre in 2012-13, 11.26 lakh metre in 2016-17 and 13.66 lakh metre achieved in 2017-18 (Growth of 21% over 2016-17) through departmental resources and outsourcing.

### 19.1 Drilling Performance in 2017-18

CMPDI deployed its departmental resources for detailed exploration of CIL/Non-CIL blocks whereas State Govts. of MP and Odisha deployed resources in CIL blocks only. Besides, eight other contractual agencies have also deployed resources for detailed drilling/exploration in CIL/Non-CIL blocks. A total of 140 to 160 drills were deployed in 2017-18 out of which 66 were departmental drills.

Apart from it, CMPDI continued the technical supervision of Promotional/NMET Exploration work undertaken by MECL in Coal Sector (CIL Areas) in 8 blocks. Apart from it, DGM(Nagaland) has also undertaken Promotional Exploration in 1 block & CMPDI in 2 blocks in Coal Sector on behalf of Ministry of Coal. Promotional/NMET Exploration work were undertaken by MECL in Lignite Sector in 5 blocks & GSI in 1 block. A total of 1.35 lakh metre of Promotional (Regional) drilling was carried out in Coal (0.93 lakh metre) & Lignite (0.42 lakh metre) during 2017-18 through CMPDI.

In 2017-18, CMPDI and its contractual agencies took up exploratory drilling in 118 blocks/mines of 18 coalfields situated in 6 States. Out of 118 blocks/mines, 42 were Non-CIL/Captive blocks and 76 CIL blocks/mines. Departmental drills of CMPDI took up exploratory drilling in 50 blocks/mines whereas contractual agencies drilled in 68 blocks/mines.

### 19.2 Geological Reports:

In 2017-18, 23 Geological Reports were prepared on the basis of detailed exploration conducted in previous years. The prepared Geological Reports have upgraded about 5.0 Billion Tonnes of additional coal resources to 'Proved' category.

Under Promotional Exploration Programme, GSI and MECL have submitted 3 Geological Reports on coal blocks, established about 0.89 Billion Tonnes of coal resources, in 'Indicated' & Inferred categories, above specified thickness.

### 19.3 Hydrogeology

Hydrogeological studies of a number of mining projects/mines were taken up for preparation of 'Groundwater Clearance Application' for CGWA approval and EMP clearance. Hydrogeological studies for 18 mining projects were completed during the year and studies for 7 mining projects were in progress.



# COAL INDIA LIMITED

A MAHARATNA COMPANY

49 nos. of Hydrogeological studies on GR/PR and others have been completed during this period. 7 nos. of Hydrogeological reports on Location and Design of Piezometers have been prepared and submitted. Hydrogeological studies in 9 projects have been carried out for water supply arrangement to mines, colony and villages.

19 nos. of Groundwater Applications have been prepared and submitted online for WCL. Hydrogeological investigation for slope failure of benches at Juna-Kunada OCM, WCL was also carried out.

CMPDI is carrying out groundwater monitoring of MOEF cleared projects (74 nos. of mines of WCL area and 15 nos. Cluster of mines in BCCL area). Water level monitoring in other areas of ECL, CCL, SECL, NCL and MCL were also carried out.

## 19.4 Geophysical survey

**Geophysical Logging:** Boreholes drilled for exploration purposes were geophysically logged to get the in-situ information of different strata encountered in the boreholes. During the year 2017-18, a total of 3,41,422 metre of geophysical logging has been carried out for this purpose in CIL and Non-CIL projects with multi-parametric geophysical logging equipment. Out of this, 1,33,674 metre depth of logging was done by 6 departmental geophysical logging units and 2,07,748 metre depth of logging was carried out by contractual agencies.

**Surface Geophysical Surveys:** CMPDI has also undertaken Electrical Resistivity & Magnetic Survey in CIL and Non-CIL blocks for delineation of In-crop of coal seams, delineation of dykes and ground water investigation. A total of 272.1 line km of Resistivity profiling, 207 Vertical Electrical Sounding (VES) and 126.26 line km of Magnetic survey have been carried out in 2017-18 for such purpose. With the 48-Channel signal enhancement Seismographs, a total of 122 line km of High Resolution Shallow Seismic (HRSS) survey has been carried out in Bartara block, Sohagpur Coalfield, Gautamdihara and Block-IV blocks in Ib valley Coalfield and Sakhigopal-A block, Talcher Coalfield.

The State of the art PARADIGM software for processing and interpretation of 2D Seismic data has been installed at CMPDI and all the Seismic reports henceforth will be prepared by utilizing this programme.

**Reports :** A total of 23 Geophysical reports have been submitted during the year 2017-18. It includes five reports on geophysical logging, twelve on resistivity survey, and four on magnetic survey. In addition, two number of reports on HRSS survey in Kewai and Baheband blocks of Sohagpur Coalfield were also submitted in 2017-18.

## 20. OUTSIDE-CIL CONSULTANCY SERVICES

During the year 2017-18, 41 outside-CIL consultancy jobs were successfully completed by CMPDI for 31 organisations outside CIL. Some of the major clients/organizations are NTPC Ltd., MOIL Ltd., Maharashtra State Power Generation Co. Ltd. (MAHAGENCO), THDC India Ltd., Odisha Coal and Power Limited (OCPL), Gujarat State Electricity Corporation Limited (GSECL), Madhya Pradesh Power Generating Co. Ltd. (MPPGCL), etc.

Presently, 29 outside-CIL consultancy jobs are being executed by CMPDI for 16 organisations like OCPL, NALCO, NTPC Ltd., SAIL, NLC India, THDC India Ltd., National Mineral Development Corporation (NMDC), Jharkhand State Mineral Development Corporation (JSMD), Odisha Mining Corporation Ltd. (OMC), PFC Consulting Limited (PFCCL), HINDALCO, Talcher Fertilizers Ltd., etc.

During the year 2017-18, 47 outside-CIL consultancy jobs worth ` 66.77 crores were procured by CMPDI from 27 organizations which includes consultancy jobs from Ministry of Coal, PSUs/Govt. Organizations and Private Companies.

## 21. RESEARCH & DEVELOPMENT PROJECTS

### 21.1 R&D Projects under S&T Grant of Ministry of Coal

The Research & Development (R&D) activity in Coal Sector is administered through an Apex Body namely, Standing Scientific Research Committee (SSRC) with Secretary (Coal) as its Chairman. The other members of this Apex Body include Chairman of Coal India Limited (CIL), CMDs of Central Mine Planning & Design Institute Limited (CMPDI), Singareni Collieries Company Limited (SCCL) and NLC India Limited (NLCIL), Director General (DG) of Directorate General of Mines Safety (DGMS), Director General of Council of Scientific & Industrial Research (CSIR), representatives from Department of Science & Technology; Adviser Energy, NITI Aayog; Director, CMIFR, Dhanbad and Director, TERI. The main functions of SSRC are to plan, program, budget, approve new research projects, oversee their implementations and seek application of the R&D findings in actual field condition.

The SSRC is assisted by a Technical sub-committee headed by CMD, CMPDI. This sub-committee deals with new research proposals related to production, productivity and safety in coal mines, coal beneficiation and utilization, clean coal technologies, protection of environment and ecology, etc.

CMPDI acts as the Nodal Agency for co-ordination of research activities in the coal sector, which involves identification of Thrust Areas for research activities, identification of agencies which can take up the research work in the identified fields, scrutiny and processing the proposals for Government approval, preparation of budget estimates for research activities, disbursement of fund to implementing agencies based on the progress of the project and monitoring the progress of the projects, etc.

- Total no. of S&T projects taken up (till 31.03.2018) - 396 nos.
- Total no. of S&T projects completed (till 31.03.2018) - 321 nos.



### 21.1.1 Physical performance

The status of Coal S&T projects during 2017-18 is as under:

		(in nos.)
i)	Projects on-going as on 1.4.2017	13
ii)	Projects approved by SSRC	6
iii)	Projects completed	2
iv)	Projects on-going as on 01.4.2018	17

### 21.1.2 Following coal S&T projects were approved during 2017-18:

1. Indigenous development of early warning radar system for predicting failures/slope instabilities in open cast mines - SAMEER, Mumbai; ARDE, Pune; CSRE; IIT, Mumbai; CMPDI, Ranchi and NCL, Singrauli.
2. Design of water network to optimize water consumption in coal washeries for removal of impurities from coal - IIT, Roorkee; CMPDI, Ranchi & CCL, Ranchi.
3. Electronification of ground water control and conveyor systems in mines - NLC India Ltd., Neyveli and NITT, Tamil Nadu.
4. Design and Stability of Pillars/Arrays of Pillars for Different Mining Methods in Coal Mine Workings - CIMFR, Dhanbad; IIT-ISM, Dhanbad; CMPDI, Ranchi; SECL, Bilaspur; BCCL, Dhanbad and SCCL, Kothagudem.
5. Hybrid PRESRIX process for simultaneous remediation of acid mine drainage and recovery of individual metal sulphides - IIT, Roorkee; NEC, Margherita and SCCL, Kothagudem.
6. Reclamation of coal mined land of North Eastern Coalfields, Assam through soil amendment and revegetation with native plant species using integrated biological approach - Rain Forest Research Institute (RFRI), Jorhat and NEC, Margherita.

### 21.1.3 Following Coal S&T projects were completed during 2017-18:

1. Development of an on-line coal washability analyser - CIMFR, Dhanbad and M/s Ardee Hitech Pvt. Ltd., Vishakhapatnam.
2. Sustainable livelihood activities on reclaimed open cast coal mines: a technology enabled integrated approach in Indian coal sector - TERI / TERI University, New Delhi; CMPDI, Ranchi and BCCL, Dhanbad.

### 21.1.4 Financial Status :

Budget provisions vis-à-vis actual fund disbursement during the period are given below:

2016 -17		2017 -18	
BE	Actual	BE	Actual
10.0 (Including NER - 1.0)	10.38	10.0 (Including NER - 1.0)	11.50

### 21.2 CIL R&D Projects

R&D Board of CIL, headed by Chairman, CIL is responsible for in-house R&D activities of CIL. The R&D Board is assisted by an Apex Committee headed by Director (Tech.), CIL. CMPDI acts as the Nodal Agency for preparation of budget estimates for research activities, evaluation of new project proposal, disbursement of fund to implementing agencies based on the progress of the project and monitoring the progress of the projects till their completion, etc.

In order to enhance R&D base in command areas of CIL, the CIL Board in its meeting held on 24th March 2008 has delegated substantial powers to CIL R&D Board and also to the Apex Committee of the R&D Board. The Apex Committee is empowered to sanction individual R&D project upto ` 5.0 Crore value with a limit of ` 25.0 Crore per annum considering all the projects together whereas CIL R&D Board is empowered to sanction individual R&D project up to ` 50.0 Crore with a limit of ` 500.0 crore in a year.

So far, 86 projects have been taken up under the fund of CIL R&D Board, out of which 62 projects have been completed till March, 2018.

The status of CIL R&D Board Projects during 2017-18 is as follows:

(i)	Projects on-going as on 1.4.2017	-	14
(ii)	Projects approved by R&D Board of CIL	-	7
(iii)	Projects on-going as on 1.4.2018	-	21

### 21.2.1 Following new R&D projects were approved during 2017-18:

1. Design of cost effective process flowsheet for improved washing efficiency of Indian Coking and Non-coking coals - IIT-ISM, Dhanbad; CMPDI, Ranchi and BCCL, Dhanbad (Technical collaboration with University of Newcastle (NIER Centre), Newcastle, Australia).
2. Development of Guidelines for increasing the height of overburden dumps at opencast coal mines in India - IIT-ISM, Dhanbad and CMPDI, Ranchi (Technical Participation - University of Queensland, Brisbane, Australia).



# COAL INDIA LIMITED

A MAHARATNA COMPANY

3. High ash coal gasification and associated upstream and downstream processes (Coal to Chemicals, CTC) - IIT-ISM, Dhanbad; IIT-Roorkee; CMPDI, Ranchi; MCL, Sambalpur; ECL, Sanctoria and CCL, Ranchi (Technical collaboration of IIT-ISM, Dhanbad with Australian Universities viz. i) Curtin University, Perth, Western Australia, ii) University of Melbourne, Melbourne, Victoria and iii) Monash University, Clayton, Victoria).
4. Assessment of applicability and performance of Ground based Interferometry Synthetic Aperture Radar (GblnSAR) in safety zoning of surface mining slopes - IIT, Kharagpur and ECL, Sanctoria.
5. Optical fiber based solar illumination of pit bottom and underground mine roadways and working face - IIT, Kharagpur and ECL, Sanctoria.
6. Development of Virtual Reality Mine Simulator (VRMS) for improving safety and productivity in coal mines - IIT-ISM, Dhanbad; CMPDI, Ranchi; BCCL, Dhanbad; NCL, Singrauli and SIMTARS, Australia.
7. Dry Beneficiation of High Ash Indian Thermal Coal - National Metallurgical Laboratory (NML), Jamshedpur; CMPDI, Ranchi and MCL, Sambalpur.

**21.2.2 The disbursement of fund for CIL R&D projects during 2017-18 was ` 59.24 Crore.**

### 21.2.3 New initiatives:

Application of drone technology was tested for the first time in CIL on pilot scale. Drone based sensors were used in two projects of CCL namely, Rajrappa and Topa for monitoring of land reclamation and identification of sites of illegal mining, respectively. In NCL, drone based sensors were used in four projects namely, Jayant, Nigahi, Dudhichua and Amlohri for generation of ortho-photo, contours, DTM and computation of stockpile volume. The results in all the above cases were very encouraging and would lead to adoption of this technology for regular use after the Govt. of India's policy on drone/UAV is released.

## 22. INFORMATION AND COMMUNICATION TECHNOLOGY IN CIL

CIL and its subsidiaries have utilized Information and communication technology to achieve faster strategic decision making and optimal utilization of available resources for enhancing production and productivity. Systems have been introduced to minimize pilferage of coal and also to increase transparency for the satisfaction of its stakeholders. In this regard, the following key initiatives have been taken:

1. E-office application for CIL and its Subsidiaries is implemented. The project intends to enhance the business process management of the organization and aims to improve production, productivity, and increase transparency by replacing the old manual process with an electronic file system. WAFA (Work Anytime from Anywhere) has also been implemented to provide access to users of E-office from any location beyond the office hours.
2. Coal India has digitized more than 80 Lakhs of documents at its corporate Hq to create a knowledge base under the project DDMA (Document digitization and Archival Management).
3. The subsidiaries have CoalNet and other Information systems in place for obligatory accounting, finance, payroll, material management system and other business functions.
4. CIL has introduced mobile Apps like SEVA, GSKV for the benefit of its regular customers as well as Power sector customers.
5. CIL has introduced an e-portal for Coal quality monitoring also for its customers.
6. Coal India is also in the process of implementation of ERP at CIL and Pilot subsidiaries. Tender for selection of the Service Integrator for the ERP has been floated and in the process of finalization.
7. GPS based Operator Independent Truck Dispatch System (OITDS) with high speed Data and Voice communication is implemented in the targeted eleven Open cast projects to optimize operation of HEMM to enhance the production and productivity of the mine.
8. GPS/GPRS based Vehicle Tracking System across all major mines of Coal India has been implemented at different subsidiaries along with Geo-fencing, boom barriers and RF-ID system to monitor coal transportation and to minimize pilferages.
9. Electronic Surveillance through CCTV at weighbridges, workshops, coal dumps and other strategic locations has been implemented and process has been initiated to cover all projects.
10. Coal India has introduced an e-portal on Contract Labour Information system to keep an eye on fair payment to Contract workers deployed at various locations.
11. Biometric attendance system has been introduced in most parts of CIL and its subsidiaries.
12. In order to improve coal dispatch, electronic weighbridges are connected with Central Servers of respective subsidiaries and initiatives have been taken up for implementing online generation of Challans/invoices.
13. E-Auction of coal, E-procurement and Reverse auction systems for all goods, works and services have been implemented to speed up procurement process and to achieve transparency in the system.
14. E-payment to employees and vendors, E-filing of grievances are in operation to embark upon the business process through IT initiatives.
15. Corporate Mail Messaging System is in place for corporate email IDs to all the officers of Coal India and its Subsidiaries.
16. In order to meet the demanding business process, state-of-art IP based EPABX with support of convergent technology for voice and data, Radio communication System and UG communication system at different locations of Coal India and its subsidiary companies are operational.



17. The Web Portal of Coal India is in place in English and Hindi encompassing the features like Tender publication, Vigilance corner, Investor center, Customer corner, etc. to facilitate all stake holders.
18. Multi-Protocol Layered Switching (MPLS) based Video Conferencing between CIL, Subsidiaries, CIL HQ, CIL Office, Delhi and MoC for enhancement of decision making process for better production and productivity has been successfully implemented. CIL and subsidiaries have also implemented Video Conferencing connectivity with External agencies across the globe.
19. CIL has implemented in-house online portals for Performance evaluation, quality analysis, Vigilance clearance, Land Information System, filing of Annual Property Return through web enabled system.
20. State-of-art Tier-III Data Center has been established in New building of the corporate office of Coal India Limited for facilitating future IT applications.

## 23. MINES SAFETY

### 23.1. Statutory Frame-work for safety in coal mines:

Coal mining, world over, is highly regulated industry due to presence of many inherent, operational and occupational hazards and associated risks. Coal Mine Safety Legislation in India is one of the most comprehensive and pervasive statutory framework for ensuring occupational health and safety (OHS). Compliance of these safety statutes is mandatory.

In India, the operations in coalmines are regulated by the Mines Act- 1952, Mines Rules -1955, Coal Mines Regulations-2017 and several other statutes framed thereunder. Directorate-General of Mines Safety (DGMS) under the Union Ministry of Labour & Employment (MOL&E) is entrusted to administer these statutes. The following are the statutes that are applicable in coal mines for occupational health and safety (OHS).

SN	Statute
1	The Mines Act -1952
2	The Mines Rules -1955
3	The Coal Mines Regulations - 2017
4	The Mines Rescue Rules -1985
5	The Electricity Act- 2003
6	Central Electricity Authority (measures rel. to safety & supply) Regulations - 2010
7	The Mines Vocational Training Rules -1966
8	The Mines Crèche Rules -1966
9	Indian Explosive Act, 1884
10	The Explosive Rules - 2008
11	Indian Boiler Act, 1923
12	Mines Maternity Benefit Act & Rules -1963
13	The Workmen Compensation Act - 2009
14	The Factories Act - 1948 Chapter -III & IV

**23.2 : Safety Policy of CIL** : Safety is always given prime importance in the operations of CIL as embodied in the mission statement of CIL. CIL has formulated a well-defined Safety Policy for ensuring safety in mines and implementation of the same is closely monitored at several levels.

- 1) Operations and systems will be planned and designed to eliminate or materially reduce mining hazards;
- 2) Implement Statutory Rules and Regulations and strenuous efforts made for achieving superior standards of safety;
- 3) To bring about improvement in working conditions by suitable changes in technology;
- 4) Provide material and monetary resources needed for the smooth and efficient execution of Safety Plans;
- 5) Deploy safety personnel wholly for accident prevention work;
- 6) Organize appropriate forums with employees' representatives for joint consultations on safety matters and secure their motivation and commitment in Safety Management;
- 7) Prepare annual Safety Plan and long term Safety Plan at beginning of every calendar year, unit-wise and for the company, to effect improved safety in operations as per prevailing geo-mining conditions to prepare the units for onset of monsoon, to fulfill implementation of decisions taken by Committee on Safety in Mines and Safety Conferences and to take measures for overcoming accident proneness as may be reflected through study of accident analysis, keeping priority in sensitive areas of roof-falls, haulage, explosives, machinery etc.
- 8) Set up a frame work for execution of the Safety Policy and Plans through the General Managers of Areas, Agents, Managers and other safety personnel of the units;



# COAL INDIA LIMITED

A MAHARATNA COMPANY

- 9) Multi-level monitoring of the implementation of the Safety Plans through Internal Safety Organization at the Company Headquarters and Area Safety Officers at area level;
- 10) All senior executives at all levels of management will continue to inculcate safety consciousness and develop involvement in practicing safety towards accident prevention in their functioning;
- 11) Institute continuous education, training and retraining of all employees with the emphasis laid on development of safety oriented skills;
- 12) Continue efforts to better the living conditions and help all the employees both in and outside the mines.

To implement CIL Safety Policy, the following are provided:

1. Provision of adequate funds for safety.
2. Deployment of adequate numbers of trained manpower for ensuring safety in mining operations.
3. A well-structured and multi-disciplinary Internal Safety Organization (ISO) established in all the subsidiaries of CIL to monitor implementation of CIL's Safety Policy.
4. Continuous and sustained improvement in technological inputs for mining operation.
5. Support of scientific planning and R&D activities made available through in-house expertise of CMPDIL and in collaboration with the other scientific agencies and reputed educational institutes.
6. Ensuring workers' participation in every forum for monitoring safety in mines.

### 23.3: Accident Statistics

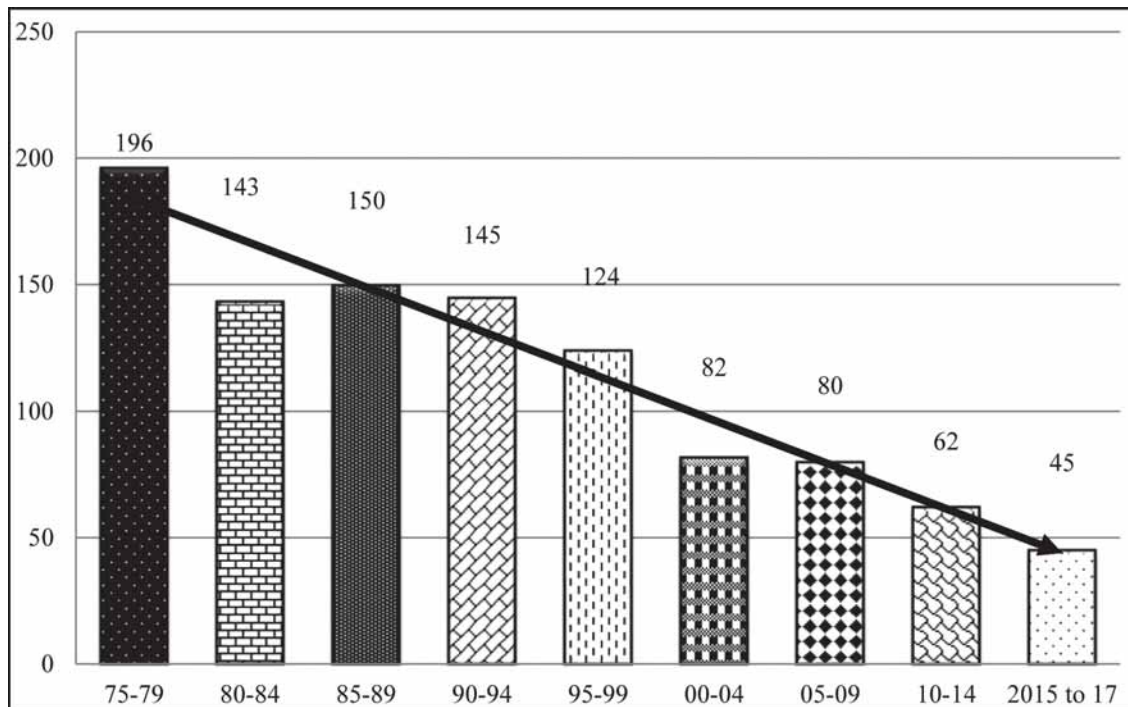
**Analysis of Accident Statistics in CIL** - Accidents statistics is the relative indicator for safety status in mines. Over the years, the safety performance of CIL has improved significantly.

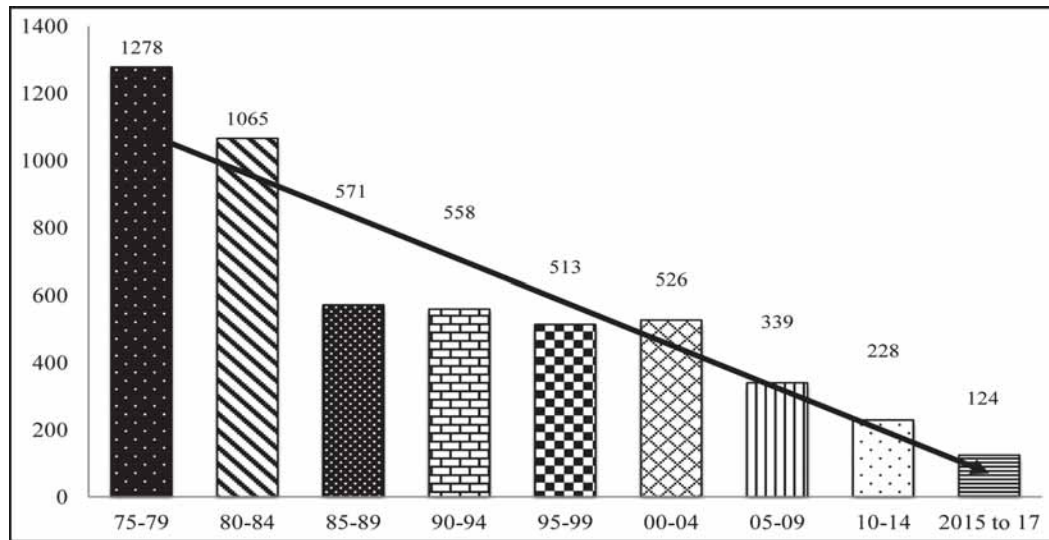
This improvement in mine safety in CIL is attributed to the following factors:

- Collective commitment and synergetic collaboration of the Management, Employees, the regulator (DGMS) and Trade Unions.
- Use of state-of-the-art technology in the field of Mining Methods, Mining Machineries and Safety Monitoring Mechanism.
- Continuous improvement in knowledge, skill and responsiveness of workforce through imparting excellence safety training and persistent safety awareness drives.
- Constant vigil, round-the-clock supervision and supports from various agencies.

Salient features of continuous and sustained improvement in CIL's safety performance is disclosed in **Annexure 18**.

Graph -1 - Trend of 5 Yearly Average of fatalities in CIL since 1975





#### 23.4 Major Job Activities for Safety & Rescue Division of CIL:

1. Appraising the higher authority regarding any matter pertaining to mine safety.
2. Monitoring implementation of Safety Policy of CIL in different subsidiaries through ISO.
3. Regular inspection to monitor safety status of mines.
4. Conduct preliminary inquiry into incidences such as mine fire, in-rush of water, slope failure etc. as well as all fatal accidents.
5. Monitor the safety related to MOU performance of all subsidiaries as well as CIL.
6. Organizing CIL Safety Board meeting and National Dust Prevention Committee (NDPC) meeting at corporate level and monitoring the implementation of recommendations made during these meetings.
7. Imparting advanced and specialized training (on preparation of risk based Safety Management Plan) to unit level and Area level executives of different subsidiaries with help of the executives who are accredited by SIMTARS (Safety in Mines, Testing and Research Station), Australia.
8. Liaison with MOC, DGMS, National Safety Council (NSC), Bureau of India Standards (BIS) and different educational and research/scientific institutes.
9. Issuance of internal technical circulars and guidelines related to different safety issues and monitoring their implementation.
10. Prepare safety aspects for the Annual Report of Board of Directors and MOC.
11. Prepare Agenda Notes related to mine safety for meeting of CMDs, FDs and Board of Directors of CIL.
12. Maintenance of Accidents Statistics / Database.
13. Reply of different parliamentary questions related to mine safety.
14. Reply to different queries on mine safety raised by different standing committees such as standing committee on Coal & Steel, Standing Committee on Energy, Standing committee on Labour, PCCM as well as questions raised by COPU, MOC, CA&G and VIPs from time to time.
15. Initiate and monitor safety related R&D projects in CIL.
16. Monitoring Rescue Infrastructure and their preparedness.
17. To monitor implementation status of recommendation of different court of inquiries constituted under section 24 of the Mines Act- 1952.
18. To monitor implementation status of recommendation of National Safety Conferences.
19. To co-ordinate with all Internal Safety Organisation (ISO)s on various matters related to safety.
20. Quarterly publication of Safety Bulletin for disseminating and sharing of knowledge in order to promote safety awareness and inculcate better safety culture.
21. Instant sharing of incidences/accidents amongst subsidiary personnel for immediate corrective action and prevention.
22. Intense awareness drive during "Meri Company Mera Gaurav" celebrations in all subsidiaries.
23. One day workshop on Mine safety at area and subsidiary level in the month of February 2018.



### 23.5 Measures for improvement of Mine Safety in 2017-18.

CIL has vigorously pursued several measures in the year 2017 alongwith on-going safety related initiatives, apart from compliance of statutory requirements for enhancing safety standard in mines of CIL and its Subsidiaries, which are given below:

- **Conducting Safety Audit:** Safety Audit of all operating mines of CIL has been conducted through multi-disciplinary Inter-Company Safety Audit teams in 2017 for assessing safety status of mines and violations pointed out during the said safety audits are being rectified as per the stipulated timeline.
- **Online Safety Monitoring System:** Online Centralized Safety Monitoring System "CIL Safety Information System (CSIS)" has been developed and uploaded in CIL website. Relevant safety related information from each mine is being uploaded in the same system on continual basis for better safety management.
- **Imparting Special Training by SIMTARS, Australia accredited Trainers:** Executives who had undergone specialized training on Risk Assessment from SIMTARS, Australia are engaged in imparting training and upgrading the knowledge of Mine level executives as well as Members of Safety Committees of individual mines to identify the hazards and evaluate the associated Risks in the mines so as to prepare Risk assessment based Safety Management Plans (SMPs), Principal Hazards Management Plans (PHMPs) and Standard Operating Procedures (SOPs).
- **Establishment of Geo-Technical Cell in all subsidiaries -** Geo-Technical cells have been established in all subsidiary HQ headed by a senior level officer of Mining Discipline and assisted by adequate number of Multi - Disciplinary technical experts including Geologist.
- **Safety Management Plans (SMPs) -** Site-specific risk assessment based SMPs has been prepared for each mine of CIL by involving mine officials and workmen and the same are being updated on continual basis. The process of Risk Assessment in mines is continuous and on-going for improving Safety Standards of Mines on real time basis. All SMPs are being monitored through ISO of each subsidiary.
- **Principal Hazards Management Plans (PHMPs):** Principal Hazards Management Plans (PHMP) are also being formulated as a part of Safety Management Plan (SMP) to avert any mine disaster or major mine accident. Recommended control measures thereof in form of Trigger Action Response Plan (TARP) are being implemented to safety deal with emergency, if any.
- **Standard Operating Procedures (SOPs):** Site-specific, Risk Assessment based Standard Operating Procedures (SOPs) for all Mining and Allied operations are framed and implemented. The same are being updated on continual basis to cater to the changing mine dynamics.
- **Conducting Special Safety Drives on different Safety Issues:** Special Safety drives on different safety matters are being organized to improve safety standard of mines and enhance safety awareness amongst employees.
- **OB dump Stability Study:** Assessment of OB Dumps and Benches have been conducted thoroughly by using expertise of CMPDIL and multi-disciplinary ISO teams in most of the opencast mines. Corrective actions are being taken based on the findings of aforesaid assessment.
- **Guidelines on corrective measures:** Several directives / guidelines on corrective measures for prevention of recurrence of similar type of accidents/incidences in future are being issued by the Safety & Rescue Division of CIL, after analysis of fatal accidents.

Apart from the above specific actions, the following are on-going measures for improving safety standards:

#### 1. Emphasis on adoption of the state-of-the art technology in suitable geo-mining locales.

- a. Adoption of Mass Production Technology (MPT) in more number of UG mines.
- b. Deployment of more number of Surface Miners to eliminate blasting operation in OCPs.
- c. Deployment of relatively higher capacity HEMM in more number of OCPs.
- d. Mechanization of UG drilling.
- e. Phasing out manual loading in UG mines.

#### 2. Adoption of the state-of-the art mechanism for Strata Management

- a. Scientifically determined Rock Mass Rating (RMR) based Strata Support System.
- b. Strata Control Cell for monitoring efficacy of strata support system.
- c. Mechanized Drilling for Roof bolting.
- d. Use of Resin Capsules in place of Cement capsules.
- e. Use of modern Strata Monitoring Instruments.
- f. Imparting quality training to support crews & front-line mine officials, supervisors & grass root level workmen.

#### 3. Mechanism for monitoring of mine environment:

- a. Detection of mine gases by using Methanometer, CO-detector, Multi-gas detector etc.
- b. Continuous monitoring of mine environment by installing Environmental Tele Monitoring System (ETMS) & Local Methane Detectors (LMD) etc.
- c. Regular Mine Air Sampling and Analysis by Gas Chromatograph.
- d. Personal Dust Sampler (PDS).
- e. Use of Continuous Ambient Air Quality Monitoring System (CAAQMS) in large OCPs to assess the ambient dust concentration and take suitable mitigative measures.



#### 4. Strengthening Water Danger Management:

- a. Conducting Check Survey & Joint Survey to eliminate errors in mine survey.
- b. Preparation and maintenance of seam-wise Water Danger Plan.
- c. Preparation and implementation of Monsoon Action Plan.
- d. Adequate Pumping Facilities with adequate capacity of Sumps.
- e. Liaison with the State Meteorological Dept. & Dam Authority.
- f. Construction of Embankments with proper design against water bodies.
- g. Inter-mine joint survey between adjoining mines to prove inter-mine barriers to prevent transference of danger.

#### 5. Training on Mine Safety & Skill Upgradation:

- a. Initial and Refresher training & On-the-Job Training as per statute.
- b. Training on Simulators to dumper operators.
- c. Skill up-gradation of frontline mining supervisors / officials on continual basis.
- d. Specific training of all employees including Members of Safety Committees and contractual workmen on continual basis.

#### 6. Mine Safety Inspection:

- a. Round-the-clock Supervision of all mining operations by adequate number of competent & statutory Supervisors and mine Officials.
- b. Periodic mine Inspections by Head Quarter and Area level senior officials.
- c. Surprise back shift mine Inspections by mine and area level officials.
- d. Regular Inspection by Workmen Inspectors appointed in each mine.
- e. Regular mine Inspection by officials of Internal Safety Organization of respective subsidiary and CIL.

#### 7. Steps for prevention accidents in OCPs:

- Formulation and Implementation of Mine-specific Traffic Rules.
- Code of Practices for HEMM Operators, Maintenance staff & others.
- Special training of Contractor's Workmen involved in contractual jobs.
- Training imparted to dumper operators on Simulators.
- Lighting arrangement using high mast towers for enhancement of illumination as per stipulated guidelines.
- Eco-friendly Surface Miners for blast free mining and avoidance of associated risks.
- Dumpers fitted with Proximity Warning Devices, Rear view mirrors and camera, Audio-Visual Alarm (AVA), Automatic Fire Detection & Suppression System (AFDSS) etc.
- Ergonomically designed seats & AC Cabins for operators' comfort.
- Wet Drilling & water Sprinklers for dust suppression.
- GPS based Operator Independent Truck Dispatch System (OITDS) in large OCPs for tracking movement of HEMMs inside OC mine.

#### 8. Mine Emergency Response System:

- Emergency Action Plans has been prepared as per statute for each mine.
- Mock Rehearsals for examining the efficacy of Emergency Action Plan.
- Demarcating Emergency Escape Routes in below ground.
- Check list prepared for dealing with an emergency in mine.
- Flow Chart prepared for transmission of information regarding crisis / disaster in mines from site of accident to the Ministry of Coal, New Delhi.

#### 24. Mine Rescue Services in CIL:

- CIL is maintaining a well establishment Rescue Organization comprising of 6 Mine Rescue Stations (MRS), 13 Rescue Rooms-with-Refresher Training facilities (RRRT) and 16 Rescue Rooms (RR).
- All Rescue Stations / Rescue Rooms are fully equipped with adequate numbers of rescue apparatus as per the Mine Rescue Rules (MRR) - 1985.
- This Rescue Organization is staffed with adequate numbers of Rescue Trained Personnel (RTP) as per the MRR-1985.
- All RTP are being periodically re-trained to conduct rescue operations in hot, humid and irrespirable atmospheres in modern training galleries as well as in mines.
- CIL employs Permanent Brigade Members and RTPs who are on call 24x7.



# COAL INDIA LIMITED

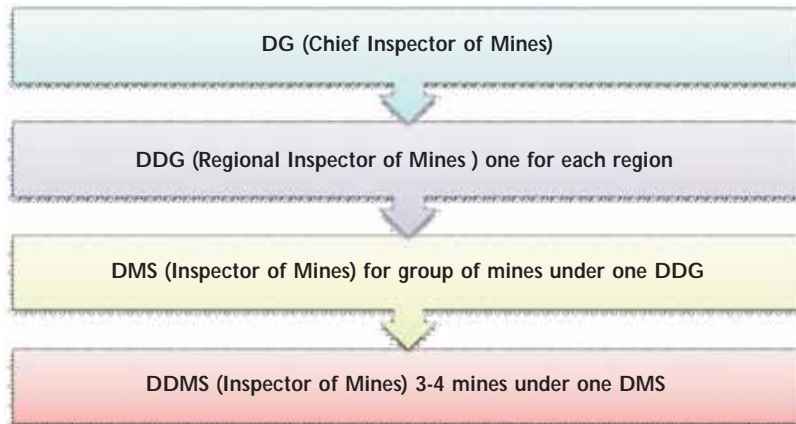
A MAHARATNA COMPANY

- The Mine Rescue Station and Rescue Rooms are established at strategic locations spreading across different Subsidiaries to cater to the emergencies in their command area. The details are as under:

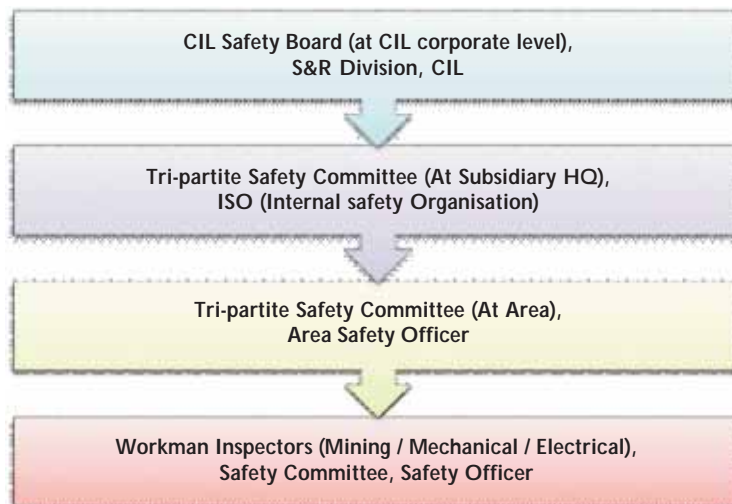
Company	Rescue establishment presently operating		
	Mine Rescue Station (MRS)	Rescue room with Refreshers Training (RRRT)	Rescue Room (RR)
ECL	Sitarampur	Kenda	Jhanjra ,Kalidaspur,Mugma
BCCL	Dhansar	-	Moonidih, Madhuband, Sudamdih
CCL	Ramgarh	Kathara & Churi	Dhori, Kedla & Urimari
SECL	Manindragarh Bisrampur, Baikunthpur	Sohagpur, Kumunda, Johilla, & Kotma, korba	Chirimiri, Raigarh, Bhatgaon, Jamuna
WCL	Nagpur	Parasia, Pathakhera,Tadali	Damua , New Majri & Sasti
MCL	Brajraj Nagar	Talcher,	-
NEC	-	Tipong	-
<b>Total</b>	<b>6</b>	<b>13</b>	<b>16</b>

## 25. Safety Monitoring Mechanism in CIL:

- Statutory Regulator for Mine Safety** - The Directorate General of Mine Safety (DGMS) is vested with the responsibility to ensure compliance of provisions under the Mines Act- 1952 and Rules & Regulations made there under for improvement in standard of safety in mines. The structure of DGMS is as follows:

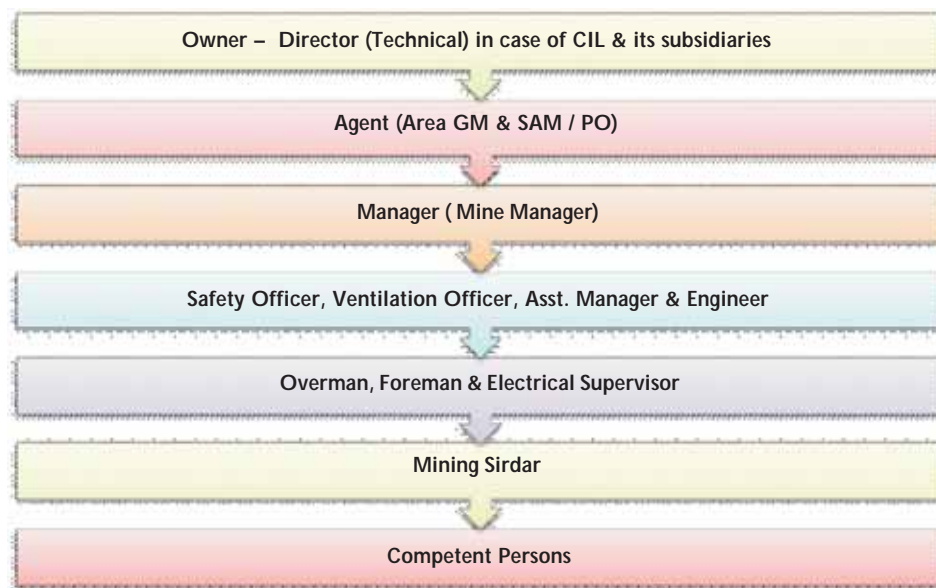


- Safety Monitoring Agencies in CIL -**





- **Safety Implementation in CIL:** Organizational hierarchy for implementation of Safety Policy in mines of CIL is as under:



## 26. HUMAN RESOURCE DEVELOPMENT

Coal India Limited has an ambitious target of achieving its coal production of 1 billion ton in coming years. For achieving this goal, Coal India Ltd is geared up for the development of its Human Resources to prepare them for technological advances and skill requirements for future to fulfill the growing demands of production along with diversification into different areas.

During 2017-18, different training programs were organized at subsidiary HQs, Training Centers, Vocational Training Centers (VTCs) and also at CIL's own in-house advance training facility viz Indian Institute of Coal Management (IICM), Ranchi. These training programs were organized after assessing the training needs in the respective category of employees.

In addition to in-house training, employees were trained at reputed training institutes within the country and abroad, in their respective field of operations for supplementing our in-house training efforts.

The total manpower of the CIL as on 01.04.2017 was 3,10,016 which has become 2,98,757 as on 31/03/2018. Employees were given training for skill development and acquisition of knowledge and skill in existing and future technology, as well as on safety. During the year more than 6,02,300 training man-days were achieved for these employees including executives & non-executives and excluding contract workers.

### 26.1 Special Initiatives

- 5 weeks intensive training for 89 Assistant Managers/Management Trainees was organized at IIT(ISM), Dhanbad.
- 125 middle level executives were exposed to two weeks training on General Management at Administrative College of India (ASCI), Hyderabad to equip them to take up higher responsibilities.
- 179 E4/ E5 level executives were sent for two weeks training programme on Executive Development at Indian Institute of Management (IIM), Lucknow.
- 160 participants have attended a specially designed program on "Ethics in Public Governance" through IC Centre for governance in Panchgani, Maharashtra.
- 2 weeks training on land acquisition and R&R was imparted to 37 participants under the LARR program organized by Administrative Staff College of India (ASCI), Hyderabad.
- 44 senior executives attended training programs on "Developing Strategic Attributes in Evolving Business Scenario" at LBSNAA, Mussoorie.

### 26.2 Skill India Mission of Govt. of India

CIL is also committed to support the Skill India Mission of Govt. of India. Achievements till date in this area are given below:-

- Training and assessment have been done for 35,253 own employees of CIL to bring them in line with NSDC Qualifications.
- 4700 contract workers engaged in CIL operations have been trained and certified by NSDC.
- 574 newly inducted employees of WCL were imparted training in line with NSDC Qualification and are currently engaged in WCL
- Fresh Skilling, under NSQF aligned training programs, was imparted to 1,394 youth and women from operational areas of CIL, out of whom 706 persons have been placed in different organizations.



# COAL INDIA LIMITED

A MAHARATNA COMPANY

## 26.3 Recruitment

During the financial year 2017-18, CIL has inducted fresh talent into the organization at the entry level, 1143 Management Trainees were selected through direct recruitment. They have been imparted induction training and posted to different Subsidiaries based on manpower requirement.

## 27. MANPOWER

27.1 The total manpower of the Company including its subsidiaries as on 31.03.2018 is 2,98,757 against 3,10,016 as on 31.03.2017. Subsidiary company wise position of manpower is disclosed in **Annexure 19**.

27.2 The presidential directives for Scheduled Caste/Scheduled Tribes/OBC have been implemented in all the subsidiaries/units of Coal India Limited.

The representation of SC/ST employees in total manpower of CIL and its Subsidiary Companies as on 01.01.2016, 01.01.2017 and **01.01.2018** is given below :-

As on	Total Manpower	Scheduled Caste		Scheduled Tribe	
		Nos.	Percentage	Nos.	Percentage
1.1.2016	326032	70502	21.62	39669	12.17
1.1.2017	313809	70513	22.47	39721	12.66
<b>1.1.2018</b>	<b>302006</b>	<b>57761</b>	<b>19.13</b>	<b>41373</b>	<b>13.70</b>

## 28. INDUSTRIAL RELATIONS AND EMPLOYEES' PARTICIPATION IN MANAGEMENT

The Industrial Relations scenario in CIL & its subsidiaries during the financial year remained cordial. JCCs and different Bipartite Committees at Unit/Area levels and Subsidiary (HQ) levels continued to function normally. Meetings of Apex JCC were held at regular intervals at CIL.

### Strikes and Bandhs:

During 2017-18, no Strike took place in the Subsidiaries of CIL. There were 6 Bandh called by regional parties in the area of operation of subsidiary companies viz. MCL, CCL & CMPDIL, where normal working was affected.

Subsidiary wise details of strikes, man-days lost and production lost and other incidents for the year 2016-17 and 2017-18 are furnished in **Annexure 19**.

### The salient features of the "10th Wage Agreement for CIL and SCCL" are as follows:-

1. The periodicity of the 10th Wage Agreement shall be for 5 (five) years w.e.f. 01.07.2016
2. Minimum Guaranteed Benefit (MGB) shall be 20% of the total emolument (Basic + VDA + SDA + Attendance Bonus) as on 30.06.2016.
3. Minimum Basic enhanced from ` 15712.62 per Month to ` 26292.97 Per Month w.e.f. 01.07.2016.
4. Special Allowance shall be paid @ 4% of revised Basic as on 01.07.2016 and frozen in absolute amount for the entire period of 10th Wage Agreement.
5. Annual increment @ 3% on progressive basis.
6. Underground Allowance shall be 9% (in case of Assam-10.5%) of Revised Basic as on 01.07.2016 and amount so arrived at will be frozen for the entire period of 10th Wage Agreement.
7. Travel assistance amounting to ` 8000/- and ` 2,000/- shall be paid for visiting Home Town and 'Bharat Bhraman', respectively once in a block of 4 Years. 01.07.2016.
8. House Rent Allowance (other than Urban Areas i.e. Coalfields Areas) shall be paid @ 2% of the revised notional Basic as on 01.07.2016 and be frozen in absolute amount for the entire period of 10th Wage Agreement. The revised HRA will be paid w.e.f. 01.10.2017.
9. To sustain the corpus of CMPS 1998, JBCCI has recommended that both the employee as well as employer, shall contribute equally i.e. 7% of Revised Basic & VDA, after subsuming the existing percentage of contribution. The deduction shall be made w.e.f. 01/10/2017. It will be funded subject to the approval of BoT/CMPFO/Gol.
10. Regarding Contributory Post Retirement Medicare Scheme for Non-Executives (CPRMS-NE), an amount of ` 40,000/- shall be contributed by the employees on roll as on 01/07/2016 as a membership contribution and Management shall contribute ` 18,000/- per member w.e.f. 01/07/2016. In respect of employees, who were separated from the services prior to 01.07.2016, no contribution shall be made by the Management. However, these employees (separated prior to 01.07.2016) can join the scheme before 31.12.2017 by making a contribution of ` 40,000/-. The scheme will be reviewed after two years and the benefit under the scheme shall be modified, if required.

## 29. EMPLOYEES' WELFARE AND SOCIAL SECURITY SCHEMES

### 1) HOUSING :

Company has its own housing establishments with basic facilities near its mines. Presently housing satisfaction of employees has reached 100% in the mining areas.

### 2) WATER SUPPLY :

As against 2.27 Lakhs population consisting of employees and their families having access to potable water at the time of Nationalisation in 1973, presently a populace of 19.62 lakhs (100%) has been covered under water supply scheme.

### 3) MEDICAL FACILITIES :

Coal India Ltd and its subsidiaries are extending medical facilities to its employees and their families through various medical establishments, companies run Dispensary level to the Central and Apex Hospitals in different parts of the coalfields.



*Medical professionals on duty in a free Health Checkup Camp for community people in a medical dispensary*

There are 80 Hospitals with 4938 Beds, 376 Dispensaries, 541 Ambulance and 1150 Doctors including Specialists in CIL and its subsidiaries to provide medical services to the employees. In addition, arrangements have been made for referral to reputed hospitals for treatment not available in company hospitals.

Moreover, medical facilities are also provided to the inhabitants residing in and around mines premises of the subsidiary companies of CIL.

### 4) EDUCATIONAL FACILITIES :

Subsidiary companies have entered into MoU with DAV, DPS, Kendriya Vidyalaya etc. to provide better educational facility to the employees wards and financial assistance by way of deficit grant and infrastructure facilities are provided to these schools.

#### ➤ Coal India Scholarship Scheme

In order to encourage the children of the employees of Coal India Limited, two types of Scholarship namely Merit and General Scholarship, are being provided every year under prescribed terms and condition.



*Schools for children of workers and community people in remote coalfields*



# COAL INDIA LIMITED

A MAHARATNA COMPANY

- In addition, facility for Reimbursement of tuition fees and Hostel Charge for studying in Government Engg. & Medical College for Financial year 2017-2018 is also extended to the children of wage board employees. The details are disclosed in **Annexure 20**.
- 5) **Statutory Welfare Measures:-**  
In terms of provisions of the Mines Act 1952 and Rules and Regulations framed there-under, subsidiaries of Coal India Limited are maintaining required statutory welfare facilities like Canteens, Rest-rooms, Drinking water facility etc. at mining premises for use by both regular and contractor workers.
- 6) **Non-statutory Welfare Measures:-**  
Co-operative Stores and Credit Societies:  
In order to supply essential commodities and consumer goods at a lesser cost in the Collieries, 16 Central Co-operatives and 99 Primary Co-operative Stores are functioning in the Coalfield areas of CIL. In addition, 158 Co-operative Credit Societies are also functioning in the Coal Companies.
- 7) **Banking Facilities:-**  
The Management of Coal Companies are providing infrastructure facilities to the various Nationalised Banks for opening their Branches and Extension Counters in the Coalfields for the benefit of their workers. Workers are educated to draw their salaries through 427 Bank Branches and 48 Bank Extension Counters and they are also encouraged to practice thrift for the benefit of their families.
- 8) **Sports:-**  
A sports policy of CIL and its subsidiaries was approved by CIL Board in its 296th Meeting held on 25th March, 2013 and accordingly Coal India Sports Promotion Association (CISPA) has been registered under West Bengal Societies Registration Act, 1961. CISPA has undertaken several sports activities at National and International Levels.
- 9) **Welfare, Development and Empowerment of Women**  
The company extends active support to the forum of Women in Public Sector (WIPS). WIPS at various subsidiaries and CIL(HQ) undertake various activities which include welfare activities, training & development activities, seminars, cultural programmes, industrial awareness visits, health awareness programme etc for the WIPS members, women workers, their family members.  
Coal India Ltd and its subsidiary companies are extending full fledged support and patronage to the National Conference of Forum of WIPS held every year in February. In recent years, the WIPS cell have done commendable work in reaching out to the grass root level women employees, empowering training and uplifting their morale by recognizing outstanding achievement, recognizing and honouring the exceptional talent. CIL was awarded second prize under Best Enterprise Award (Maharatna Category) in 2017-18 by WIPS
- 10) **Special Cash Award:-**  
During 2017-18, an amount of ₹ 1,46,000/- has been given as Special Cash Award to 26 meritorious children of employees of CIL(Hqrs.), Kolkata Desk Offices of subsidiary companies @ ₹ 7,000/- for 08 (Eight) students who have secured 90% or above marks in the Class-XII Board level examination and @ ₹ 5,000/- for 18 (Eighteen) students who have secured 90% or above marks in the Class-X Board level examination.
- 11) **Recreational facilities:-**  
At present eight Holiday homes are being maintained for the welfare of CIL employees and their families.

(a)	Puri
(b)	Digha
(c)	Goa
(d)	Manali
(e)	Katra
(f)	Ajmer
(g)	Darjeeling
(h)	Haridwar

12) **CIL Welfare Board :-**

Coal India Welfare Board is the decision making forum regarding welfare policies for betterment and improvement of living condition of employees of the Company.

The members of CIL welfare board comprising Central Trade Union and Managements representatives meet regularly to discuss the welfare measures and review the implementation of different welfare schemes. The meetings of the Welfare board are being conducted regularly.

### 30. TREE PLANTATION / AFFORESTATION

Plantation and Green belt are developed through extensive tree plantation programme every year by the subsidiaries of Coal India Ltd. Avenue plantation, plantation on the OB dumps, plantation in and around mines, residential colonies, and available government land is undertaken in the existing as well as the new projects.

The subsidiaries of CIL have planted around 19.9 lakh saplings during 2017-18 in an area covering 821.52 Ha., Since inception, subsidiary companies of CIL have planted 96 million plants covering an area over 38378 Ha. till March 2018.

Furthermore, subsidiaries of CIL have planted 3.3 lakh saplings in an area of 277.3 Ha in Government land in association with State Forest Divisions during 2017-18.



*Plantation / beautification of an abandoned open cast mine, turned into a water body, during land reclamation, in a subsidiary of Coal India*

### 31. PROGRESSIVE USE OF HINDI

Keeping abreast with the spirit of the constitution of India, Coal India Limited (CIL) continued its efforts to propagate and spread the progressive use of Official Language. The company is committed to implement the provisions of the Official Languages Act, Rules and Regulations. For this purpose, structured periodical meetings and reviews are done regularly by the top officials. A brief description of the works done during the year under review towards implementation of Rajbhasha is appended below:-

In total 4 Hindi workshops were organized regularly with a view to create working atmosphere for working in Rajbhasha and to combat hesitation of employees to work in Hindi. During the year, 111 employees participated in such workshops which helped to boost their knowledge in doing regular Official works in hindi.

In the presence of Hon'ble Governor Shri Kesharinath Tripathi, West Bengal, on 12.08.2017, half-yearly meeting cum Rajbhasha Conference of Town Official Language Implementation Committee (PSUs), Kolkata was successfully concluded at the auditorium of Coal India Headquarters. Along with this, in order to promote use of Hindi as Official Language, 'Babuji's Passbook' drama was successfully staged on 12.08.2017 in CIL auditorium in the presence of large number of employees and their families.

With an aim to promote Official language and to foster interest in Official Language among officers and employees, a half-yearly Hindi Magazine namely "Koyla Darpan" is being published from Coal India Headquarters. During the year 2017-18, its third and fourth issue have been published. The purpose of publishing the magazine is not only to showcase the activities of CIL but to provide a platform for nurturing creative potential of employees.

Like past years, in September 2017, with a view to create conducive atmosphere for working in Hindi and accelerating the use of Hindi as Official Language among officials, 'Hindi Fortnight' was observed in all offices of Coal India Ltd. During the fortnight various Hindi Competitions such as noting and drafting, self-writing, dictation, translation, typing and speech etc. competitions were organized where a large numbers of employees participated enthusiastically. The winners were awarded with Cash prizes & Certificates. All these events help in creating consciousness among employees to use Rajbhasha in official Work. It is notable that Regional Sales Office, CIL situated at different cities were granted sufficient fund to celebrate Hindi Diwas & Hindi week/fortnight as per the practice.

During the year as a new initiative, translation competition is being organized every two months to increase the knowledge of Hindi in the office work among the officials. Apart from this, in order to fulfill the assurances given to the Parliamentary Official Language Committee during the inspection of CIL on 18.01.2017, 1000 pages of contents available in English on CIL's website have been translated into Hindi and uploaded to the website in the 1st phase. The balance work of 2nd phase has also started and are likely to be completed by year end.

To smoothen working in hindi, supportive literature and dictionaries were provided to the departments as and when required. 'Today's Word' and 'Today's Thought' are displayed on all the signages at the New Office Complex, Rajarhat.

Coal India always lays emphasis on imparting training of Hindi Language under Hindi teaching scheme of Govt. of India by nominating the employees in Hindi **Praveen** & **Pragya** classes. During the year 2017, ten (10) employees were given training in **Hindi Praveen** and **Pragya** classes. Further, in session started from January 2018, Sixteen (16) employees have been nominated in **Hindi Praveen** class for attaining the working knowledge of Hindi.

Inspection of offices is a part of the strategy for implementation of official language in company's works. During the year, Officials of Rajbhasha department, CIL (HQ) reviewed the status of implementation of the Official Language in RSO Mumbai & Chennai, and offices of CCL, CMPDIL and NEC and suggested remedial measures.

Recognizing such praiseworthy works of CIL, during the year, CIL was conferred the following Awards:-

**A) 1st Prize of TOLIC (PSUs), Kolkata :** Under the Rajbhasha Award Scheme of the Govt. of India, on 12.08.2017, Honourable Governor of West Bengal Shri Kesharinath Tripathi awarded TOLIC (PSUs), Kolkata Shield - 1st Prize to Coal India Ltd. in the Corporate Offices category for best implementation of Official Language Policy of the Union.



# COAL INDIA LIMITED

A MAHARATNA COMPANY

B) Award to CIL's Hindi magazine 'Koyla Darpan' : On 12.08.2017, Coal India headquarters' Hindi magazine 'Koyla Darpan' was awarded 3rd prize in the House Magazine category by TOLIC (PSUs), Kolkata.

## 32. VIGILANCE SETUP

The anti-corruption activities in CIL and its Subsidiary Companies have been institutionalized by setting up Vigilance Departments headed by a Chief Vigilance Officer (CVO), appointed by the Govt. of India in consultation with Central Vigilance Commission (CVC) on tenure basis, drawn from various government services.

During the year 2017-18, 38 Intensive Examination of Works/Contracts (Major works) were undertaken by CIL(HQ) and its subsidiary companies. In addition, 302 Surprise checks were carried out. Besides, 60 Departmental Inquiries were disposed of which resulted in punitive action against 324 officials. Such examinations/investigations have resulted into initiation of various system improvement measures.

As per directives of Central Vigilance Commission, Vigilance Awareness Week - 2017 has been observed in Coal India Limited, IICM- Ranchi, North Eastern Coalfields-Margherita & Regional Sales Offices across the country besides all the Subsidiary Companies w.e.f. 30.10.2017 TO 04.11.2017 emphasizing the theme of "My Vision- Corruption Free India".

During the week, various activities in order to generate awareness, educate and discuss transparency among officials/stake holders as well as general public to arrest the root cause & threat of corruption and to promote good governance were organized.

### 1. Inauguration -

The Vigilance Awareness Week commenced with the administration of Pledge to the employees by Shri C K Dey, Director (Finance), CIL while inaugurating the week on 30th October 2017.

### 2. Wide Publicity -

- 1000 pamphlets distributed to CIL HQ Employees, Visitors, Contractual Workers/ Drivers and Vendors with Vigilance Message and they were requested to take e-pledge. Throughout the week 6 e-posters displayed in all the digital signage in CIL HQ.
- The posters/banners/pamphlet/canter/ 2D gate specially designed for VAW-2017 and events organized during the week has been uploaded in Company's official Facebook page. Also the same has been posted in CVO, CIL and CIL official twitter account.
- 40 banners of size 5ft x 4ft has been displayed in prominent places across Kolkata.
- 100 Posters with Anticorruption and Vigilance Awareness message displayed across Kolkata in public places.
- Through News Papers in 10000 Households, Shops and Offices in Salt-lake and Ultadanga Area. Also 5000 pamphlet with 2018 calendar distributed to citizens in public places and schools/colleges etc.
- SMS- 19000 SMS through NIC email have been generated to employees of CIL, IICM, NEC, RSOs & subsidiaries with Vigilance quotes and with request to take e-pledge. One lakh SMS blast with anti-corruption message has been shared through BSNL across Kolkata.
- Radio Jingle - Two Radio Jingle both in English and Bengali telecasted in FM Rainbow, AIR in West Bengal (Kolkata and outskirts) throughout VAW-2017 (30.10.17 to 04.11.17).

### 3. Employees Competitions -

- i. Slogan Competition for Employees of CIL HQ on TOPIC- "MY VISION CORRUPTION FREE INDIA".
- ii. Essay Competition for Employees of CIL HQ on TOPIC- "DIGITIZATION: A PATH TOWARDS CORRUPTION FREE INDIA".
- iii. Quiz Competition for Employees of CIL HQ on issues in Vigilance, CVC and other Anti-corruption Laws, Policies, manuals and guidelines of CIL.
- iv. System Improvement/New Initiatives Competition for Employees at CIL HQ.
- v. Public Speaking Competition for Employees of CIL HQ on topic - "DEMONETIZATION: A PILL TO KILL THE DEMON OF CORRUPTION".

### 4. Competitions for Wards and Spouses of Employees -

- i. Elocution Competition for wards of Employees of CIL HQ studying in Class IX to X on topic "ETHICAL EDUCATION IS GOOD INSTRUMENT TO CURB CORRUPTION".
- ii. Essay Competition for Spouses of Employees of CIL HQ on TOPIC- "ROLE OF FAMILY IN ERADICATING CORRUPTION".

### 5. Training Program for Junior Level Managers of CIL -

A one day orientation program for newly recruited Junior Level Managers of CIL was organized in two batches focusing on Vigilance Administration in PSUs, Conduct, Discipline & Appeal Rules of CIL and Common Irregularities.

### 6. Workshops / Sensitization programmes -

500 Nos of Vigilance Case Studies Vol-3 unveiled during the Vigilance Awareness Week Valedictory Function for distribution across CIL & Subsidiaries. The soft copy of the book was also uploaded in CIL Website.

### 7. Organization website

Organization website has been used to propagate the messages of CVC and encouraging citizens to take e-pledge.



### 8. Stakeholders Meet -

1. Stakeholders Meet organized with Vendors and Customers on 02.11.2017 at CIL HQ to redress their issue.
2. Stake Holder's Online feedback survey conducted through CIL Website.

### 9. Workshops / Sensitization programmes

1. **Motivational Speech of Shri P S Rathore, Motivational Speaker, Life Coach and Author** was organized on 01.11.2017 at 12 Noon. The event was attended by all employees of CIL HQ and their family members.
2. **Seminar on CVC theme "My Vision- Corruption Free India"**, Concluding Ceremony and Prize distribution to winners of event organized during the week on 07.11.2017.
3. **Morning prayer "Itni Shakti Hame Dena Data..."** was started from 30.10.2017 in the reception area. The prayer is held daily at the reception area at 9.45 AM.

### Implemented Preventive Vigilance/ System Improvement

1. In case of Road Sales, loading by Pay Loaders should be stopped and loading of Coal on Road Sale Vehicles through bunker/hopper to be ensured. In the existing CHPs, possibility of introducing direct truck loading to be explored and action for installation of mini CHP near suitable place for truck loading is to be ensured.
2. Modification of proven-ness criteria for procurement of steel cogs/props & other fabricated items for getting competitive bidding.
3. SOP for implementation of different IT initiatives issued after approval of Chairman,CIL

### ➤ Further System improvement suggestions :

System improvement suggestions were made in many areas:

- a. Formulation of a standard NIT for recruitment process through outsourced agency
- b. System improvement for procurement of Self Contained Breathing Apparatus.
- c. Rationalisation for OBR measurement & subsequent finalization of report by CMPDI and use of Drone UAV for measurement of large coal stock and OBR .
- d. Use of UAV & space technology for prevention of Coal pilferage & illegal mining and monitoring of environment, plantation, vegetation & water bodies.
- e. Issue of Penalty by DA only as specified in CDA Rules under clause no. 27.0. (Order issued by CMD,CIL vide no. CIL/CH/44/475 dt. 16.03.17.)
- f. In OB contracts, review of Additional Performance Security clause and specific time limit for submission of Performance Guaranty and Additional Performance Security and such other provisions may also be incorporated in manual.
- g. Vendor development programme may be undertaken through mechanism as laid down in Purchase Manual to increase competition.

### ➤ System Improvement Studies - Studies were taken in the following areas

Sl.	Subject of Study
1	Measurement of OB and Coal in outsourced patches
2	CSR Policy of CIL and monitoring of projects.
3	Inventory of Land Records
4	RDA initiated on CBI Reports
5	E-surveillance through VTS, CCTV, Weigh-Bridge connectivity, RFID & other IT initiatives.
6	Implementation of Bill tracking system.
7	BG receipt and verification through SMFS
8	Complaint handling System.
9	Procurement policy at CIL & subsidiaries and Standardization of NITs .
10	Recruitment process in CIL & subsidiaries.
11	Policy for compassionate appointment of medical unfit cases.

### 33. PARTICULARS OF EMPLOYEES

No employee received remuneration either equal to or in excess of the limits prescribed under Rule 5(2) of Companies (Appointment and Remuneration of Managerial Personnel) Rules, 2014 during 2017-18. Details of Rule 5(1) of Companies (Appointment and Remuneration of Managerial Personnel) Rules, 2014 on disclosure in the Board Report with reference to remuneration of managerial personnel of Top 10 employees are annexed to the Report. (**Annexure 21**).



# COAL INDIA LIMITED

A MAHARATNA COMPANY

## 34. BOARD OF DIRECTORS

Shri Anil Kumar Jha was appointed as Chairman cum Managing Director (CMD) w.e.f. 18.05.2018. Shri Suresh Kumar, Addl. Secretary, MoC was holding an Additional Charge of CMD from 23.04.18 till 18.05.18 and Shri Gopal Singh, CMD, CCL was holding an Additional Charge of CMD from 01.09.17 till 20.04.2018. Shri S. Bhattacharya was Chairman cum Managing Director till 31.08.17. Shri C.K. Dey Director (Finance) and Shri S.N.Prasad, Director (Marketing) were on the Board throughout the year. Shri Binay Dayal was appointed as Director (Technical) w.e.f. 11.10.2017. Shri S. Saran, CMD, CMPDIL was holding an additional charge of Director (Technical), CIL from 31.10.2016 till 10.10.2017. Shri R.P. Srivastava assumed the charge of Director (P &IR) from 31st Jan'18. Shri R.R.Mishra, CMD, WCL was holding an additional charge of Director (Personnel) from 19.06.17 till 30.01.18. Shri S N Prasad, Director (Marketing) was holding an additional charge of Director (Personnel) from 31.03.17 till 18.06.17.

Shri R.K.Sinha, Joint Secretary, MoC continued throughout the year. Mrs Reena Sinha Puri, JS &FA, MOC was appointed as an official part time Director vice Sri Vivek Bharadwaj from 9th Jun,17 and continued during the year.

Ms. Loretta Mary Vas, Dr S.B. Agnihotri, Dr D.C. Panigrahi, Dr. Khanindra Pathak and Shri Vinod Jain were appointed as Independent Directors on the Board on 17.11.15 and continued throughout the year. Shri V.K.Thakral and Shri B.L.Gajipara were appointed Independent Directors on the Board w.e.f. 06.09.17 and 22.09.17 respectively.

Shri R.R. Mishra, CMD, WCL and Shri S. Saran, CMD, CMPDIL continued throughout the year as permanent invitees. Shri A.K.Gupta Addl. Member (Traffic transportation), Railway Board was appointed as permanent invitee from 05.08.2016 and continued till 31.01.18. On his superannuation, Shri Anurag has been appointed as permanent Invitee from 19th Jun'18.

Your Directors wish to place on record their deep sense of appreciation for the valuable guidance and services rendered by the directors during their tenure, who ceased to be the Directors during the year.

In terms of Article 39(j) of the Articles of Association of the Company, one third of retiring Directors are liable to retire by rotation shall retire at the ensuing Annual General Meeting and they are eligible for reappointment.

The Board of Directors held 22 meetings during the year 2017-18.

## 35. Composition of Audit Committee

CIL in pursuance of excellence in corporate governance formed an Audit Committee of its Board of Directors w.e.f. 20-07-2001 and the present Audit Committee was re-constituted by the Board in its 349th meeting held on 28th Oct'17, consisted of four Independent Directors, one Functional Director, one Government Nominee Director and one permanent invitee. Details are disclosed in Corporate Governance Report under point number 3.1.

## 36. Composition of CSR Committee

Details are disclosed in Corporate Governance Report under point number 3.6.

## 37. Declaration given by independent directors under sub-section (6) of Section 149.

The following independent directors have given their consent during 2017-18 that they meet the criteria of independence as stipulated in sub-section (6) of Section 149 of the Companies Act 2013.

- i. Ms. Loretta M Vas
- ii. Dr. S.B.Agnihotri
- iii. Dr. D.C.Panigarhi
- iv. Prof. Khanindra Pathak
- v. Shri Vinod Jain
- vi. Shri V.K.Thakral
- vii. Shri B.L.Gajipara

## 38. Reappointment of Independent Directors- Section 149(10)

No Director was reappointed in terms of section 149(10) of the Companies Act 2013.

## 39. Recommendation of Audit Committee by the Board.

All the recommendations made by Audit Committee were accepted by the Board.

## 40. Company's policy on directors' appointment and remuneration including criteria for determining qualifications, positive attributes, independence of a director and other matters provided under sub-section (3) of section 178.

MCA vide Notification dated 5th June'2015 has exempted the above for Government companies.

## 41. Remuneration policy of directors, KMPs and Senior Management - Section 178(4).

MCA vide Notification dated 5th June'2015 has exempted the above for directors of Government companies.

## 42. A statement indicating the manner in which formal annual evaluation has been made by the Board of its own performance and that of its committees and individual directors.

MCA vide Notification dated 5th June'2015 has exempted the above for Government companies.



#### 43. Contracts or Arrangements with Related Parties

Related party transactions made with the subsidiary companies and that all such transactions were exempted under Regulation 23(5)(a) and (b) of Securities and Exchange Board of India (Listing Obligations and Disclosure Requirements) Regulations, 2015 being transactions between two government companies and transactions entered between a holding and its wholly owned subsidiaries whose accounts are consolidated with holding company and placed before the shareholders at the general meeting for approval. However, the remuneration paid to Key Managerial Personnel is being disclosed separately in point no VI of **Annexure 22**.

#### 44. Loan, guarantees or investments by a company under section 186 of the Act

Loan, guarantees and investments made by Coal India Limited in terms of Section 186 of the Companies Act 2013 is enclosed in **Annexure 23**.

#### 45. Familiarization programme of Board Members.

Board of Directors are fully briefed on all business related matters, associated risk, new initiatives etc. of the company. The Board of directors were also briefed about the provisions of Companies Act 2013, Prohibition of Insider Trading Regulations, 2015 and SEBI (Listing Obligations and Disclosure Requirement) Regulations, 2015. As per Regulation 25 of SEBI (Listing Obligations and Disclosure Requirement) Regulations, 2015, the listed entity shall familiarize the independent directors through various programmes about the listed entity, including the following:

- (a) Nature of the industry in which the listed entity operates;
- (b) Business model of the listed entity;
- (c) Roles, rights, responsibilities of independent directors; and
- (d) Any other relevant information.

As per regulation 46 of SEBI (Listing Obligations and Disclosure Requirement) Regulations, 2015 the details of the familiarization programmes is to be disclosed on the website of the company. The same is disclosed on company's website. In addition, Independent Directors were nominated to attend the trainings programmes organized by SCOPE and DPE.

[https://www.coalindia.in/DesktopModules/DocumentList/documents/Familiarization\\_Programmes\\_impacted\\_to\\_Independent\\_Directors\\_for\\_2017\\_18\\_04042018.pdf](https://www.coalindia.in/DesktopModules/DocumentList/documents/Familiarization_Programmes_impacted_to_Independent_Directors_for_2017_18_04042018.pdf)

#### 46. Sexual Harassment of Women at the Workplace

The company has in Place an Anti-Sexual Harassment Policy in line with the requirements of The Sexual Harassment of Women at the Workplace (Prevention, Prohibition & Redressal) Act, 2013. Internal Complaints Committee (ICC) are working at every subsidiary and office of Coal India Limited to redress complaints regarding sexual harassment. All women employees (permanent, contractual, temporary, trainees) are covered under the said policy.

No sexual harassment complaint was received during the year 2017-18.

#### 47. DIRECTORS' RESPONSIBILITY STATEMENT

In terms of Section 134(3)(c) of the Companies Act, 2013, read with the Significant Accounting Policies at Note-33 and Additional Notes on Accounts at Note-34 forming part of:

1. CIL (Standalone) Accounts
2. CIL (Consolidated) Accounts

It is confirmed that:

- a) In the preparation of the Annual Accounts, the applicable Accounting Standards have been followed and that no material departures have been made from the same;
- b) The Accounting Policies have been selected and applied consistently and judgements and estimates made that are reasonable and prudent so as to give a true and fair view of the state of affairs of the company at the end of the financial year and profit & loss of the company for that period;
- c) Proper and sufficient care have been taken for maintenance of adequate accounting records in accordance with the provisions of this Act for safeguarding the assets of the Company and for preventing and detecting fraud and other irregularities;
- d) The Annual Accounts have been prepared on a going concern basis;
- e) Internal Financial Controls have been laid down and that such controls are adequate and were operating effectively during the year ended 31st March'2018.
- f) Proper systems have been devised to ensure compliance with the provisions of all applicable laws and such systems were adequate and operating effectively.

For CIL (Consolidated) Accounts, such confirmation is based on confirmation obtained from eight Indian subsidiaries of CIL viz: Eastern Coalfields Limited, Bharat Coking Coal Limited, Central Coalfields Limited (consolidated), Northern Coalfields Limited, Western Coalfields Limited, Mahanadi Coalfields Limited (consolidated), South Eastern Coalfields Limited (consolidated) and Central Mine Planning & Design Institute Limited. However, for the overseas subsidiary viz. Coal India Africana Limitada, which was incorporated under Mozambique Commercial Code and for Joint Ventures viz. International Coal Ventures Private Limited, CIL NTPC Urja Private Limited, Hindustan Urvarak & Rasayan Limited and Talcher Fertilizers Limited where CIL is not the majority shareholder, such confirmation have not been obtained.



# COAL INDIA LIMITED

A MAHARATNA COMPANY

## 48. ACCOUNTS OF THE SUBSIDIARIES

The statement containing the salient features of the financial statements of a company's subsidiaries, associate companies and joint ventures under the first proviso to sub-section (3) of section 129 of Companies Act, 2013 is enclosed as AOC 1 in Annexure 24. In pursuance of Section 136(2) of the Companies Act, 2013, the Annual Accounts of the subsidiary companies shall be made available to the shareholders seeking such information.

## 49. COST AUDIT

M/s Balwinder Singh & Associates conducted the Cost Audit of your company for the year 2016-17 and the Cost Audit Report was approved by the Board of Directors in their 347st meeting held on 25th Sep 2017. The Cost Audit Report did not contain any adverse observation/comment or qualification from the Cost Auditor. The above report was filed in XBRL mode with MCA website on 25<sup>th</sup> September 2017.

M/s Balwinder Singh & Associates were reappointed as Cost auditor for CIL Standalone for the year 2017-18. E-form CRA-2 has been filed with MCA portal vide SRN G53909982 dated 25.09.2017.

## 50. SECRETARIAL AUDIT

In pursuance to Section 204 of Companies Act 2013, company had conducted Secretarial Audit for the year 2017-18 by a practicing Company Secretary M/s Vinod Kothari & Co, Practising Company Secretaries. Their appointment was approved in the 356th Board meeting held on 31<sup>st</sup> Jan'18. Secretarial Audit Report under Section 204 of Companies Act 2013 and the observations of Secretarial Auditor and Management Explanation are enclosed in **Annexure 25**.

## 51. RISK MANAGEMENT POLICY

The Board of CIL approved Risk Management Charter and Risk Register to build up a strong Risk Management Culture within CIL in achieving company's goals and objectives. The entity level Risk Assessment includes:

- i) Strategic Risk.
- ii) Operational Risk.
- iii) Financial Risk.
- iv) Compliance Risk.
- v) Project Related Risk.
- vi) Support System Risk.

As per the Risk Register, different risks were identified for CIL and its Subsidiaries and Risk Owner and Risk Mitigation Plan Owner were nominated for each risk identified to ensure continuous monitoring and mitigation thereof.

A Consulting Agency has been engaged for implementing the governance process designed in the Risk Management Framework at CIL and its Subsidiary Companies. The Consultant will cover all aspects and issues regarding Risk Management and ensure achievement of the objectives of i) Updated Risk Registers for CIL and its Subsidiaries ii) Updated Risk That Matters iii) Risk Mitigation Plan and implementation.

The Agency has completed Updated Risk Register, Prioritization of Risk, Risk that Matters for all the Subsidiaries of CIL. They had also completed the details of the Key Risks which are common across the Subsidiaries and specific to one or more Subsidiaries. Risk Mitigation Plan is under finalization.

## 52. WEBLINK

The following policies may be accessed on the Company's website as under:-

1. **Corporate Social Responsibility Policy:**  
[https://www.coalindia.in/DesktopModules/DocumentList/documents/CIL\\_CSR\\_Policy\\_New\\_Companies\\_Act\\_2013\\_05022016.pdf](https://www.coalindia.in/DesktopModules/DocumentList/documents/CIL_CSR_Policy_New_Companies_Act_2013_05022016.pdf)
2. **Vigil Mechanism:** [https://www.coalindia.in/DesktopModules/DocumentList/documents/Office\\_Order\\_No.57\\_dt\\_08092011\\_-\\_Coal\\_India\\_Whistle\\_Blower\\_Policy\\_2011.pdf](https://www.coalindia.in/DesktopModules/DocumentList/documents/Office_Order_No.57_dt_08092011_-_Coal_India_Whistle_Blower_Policy_2011.pdf)
3. **Policy for determining Material Subsidiary:**  
[https://www.coalindia.in/DesktopModules/DocumentList/documents/POLICY\\_FOR\\_DETERMINING\\_MATERIAL\\_SUBSIDIARIES\\_21032015.pdf](https://www.coalindia.in/DesktopModules/DocumentList/documents/POLICY_FOR_DETERMINING_MATERIAL_SUBSIDIARIES_21032015.pdf)
4. **Related Party Transaction Policy:**  
[https://www.coalindia.in/DesktopModules/DocumentList/documents/Related\\_Party\\_Transaction\\_Policy'\\_01122014\(1\).PDF](https://www.coalindia.in/DesktopModules/DocumentList/documents/Related_Party_Transaction_Policy'_01122014(1).PDF)
5. **Policy on determination of Materiality under SEBI(LODR) Regulations, 2015**  
[https://www.coalindia.in/DesktopModules/DocumentList/documents/Policy\\_on\\_determination\\_of%20Materiality\\_under\\_SEBI\\_LODR\\_%20Regulations\\_2015\\_03042017.PDF](https://www.coalindia.in/DesktopModules/DocumentList/documents/Policy_on_determination_of%20Materiality_under_SEBI_LODR_%20Regulations_2015_03042017.PDF)
6. **Policy on Preservation of documents including Archival Policy under SEBI(LODR) Regulations 2015**  
[https://www.coalindia.in/DesktopModules/DocumentList/documents/Policy\\_on\\_Preservation\\_of\\_documents\\_including\\_Archival\\_Policy\\_under\\_SEBI\\_LODR\\_Regulations\\_2015\\_17052017.pdf](https://www.coalindia.in/DesktopModules/DocumentList/documents/Policy_on_Preservation_of_documents_including_Archival_Policy_under_SEBI_LODR_Regulations_2015_17052017.pdf)
7. **Dividend Distribution Policy under SEBI (LODR) Regulations 2015**  
[https://www.coalindia.in/DesktopModules/DocumentList/documents/Dividend\\_Distribution\\_policy\\_of\\_Coal\\_India\\_Limited\\_25102017.pdf](https://www.coalindia.in/DesktopModules/DocumentList/documents/Dividend_Distribution_policy_of_Coal_India_Limited_25102017.pdf)



### 53. COMPANY CONFIRMS THE FOLLOWING

1. None of the Directors are disqualified for appointment as per Section 164 of the Companies Act'2013.
2. Company has not issued any Equity shares with differential voting rights, Sweat Equity shares and ESOP.
3. CIL Shares were issued in IPO in October'2010. Hence, Unclaimed IPO Refund, Unclaimed Interim Dividend of 2010-11 alongwith the Shares on which dividend have not been claimed for Seven consecutive years were transferred to IEPF Authority as stipulated in Companies Act 2013.
4. No Statutory, Secretarial, and Cost Auditors had resigned during the year 2017-18.
5. No relative of director was appointed to place of profit.
6. As per Regulation 32(4) of SEBI (Listing Obligations and Disclosure Requirement) Regulations, 2015 deviation of Proceeds of Public issue is not applicable to the company.
7. There is no deposit covered under Chapter V of Companies Act 2013.
8. There is no deposit, which is not under compliance of Chapter V of Companies Act 2013.
9. There is no change in the nature of business.
10. No Director is in receipt of any commission from the subsidiary companies in which he is a director.
11. Applicable Secretarial Standards, i.e. SS-1 and SS-2, relating to 'Meetings of the Board of Directors' and 'General Meetings', respectively, have been duly followed by the Company.

### 54. ADDITIONAL INFORMATION

1. **Details in respect of frauds reported by Auditors under section 143(12) other than those which are reportable to the Central Government. :**  
No such reported frauds as per Audit Report of Standalone as well as Consolidated Accounts.
2. **Material changes and commitments, if any, affecting the financial position of the company which have occurred between the end of the FY and the date of the report :**  
No such material changes and commitments occurred between the end of the FY and the date of the report which may affect the Standalone as well as consolidated financial position of the company.
3. **The names of companies which have become or ceased to be its subsidiaries, joint ventures or associate companies during the year.**  
During the financial year no subsidiaries, Joint Ventures or associates have become or ceased to be subsidiaries/Joint Ventures or associates.

### 55. ACKNOWLEDGEMENT

The Board of Directors of your Company wishes to record their deep sense of appreciation for the sincere efforts put in by the employees of the Company and Trade Unions. Your Directors also gratefully acknowledges the co-operation, support and guidance extended to the Company by various Ministries of the Government of India in general and Ministry of Coal in particular, besides the State Governments. Your Directors also acknowledge with thanks the assistance and guidance rendered by Statutory Auditors, the Comptroller and Auditor General of India and Registrar of Companies, West Bengal, Secretarial Auditor and Cost Auditor and wishes to place on record their sincere thanks to Consumers for their continued patronage.

### 56. ADDENDA

The following are annexed:-

- i) Pre-tax Profit of CIL & subsidiaries for 2017-18 vis-à-vis 2016-17 (**Annexure 1**).
- ii) Pre-tax Profit of CIL & subsidiaries without considering the impact of pay revision and impact of increase in Gratuity Ceiling Limit for 2017-18 vis-à-vis 2016-17 (**Annexure 1A**).
- iii) Subsidiary wise details of Dividend income of CIL Standalone (**Annexure 2**).
- iv) The comments of the Comptroller and Auditor General of India on Standalone Financial Statements of Coal India Limited (**Annexure 3**).
- v) Auditors Report on the Standalone Financial Statements for the year ended 31st March, 2018 including Report on the Internal Financial Controls under Clause (i) of Sub-section 3 of Section 143 of the Companies Act, 2013 ("the Act") (**Annexure 3(A)**).
- vi) The comments of the Comptroller and Auditor General of India on Consolidated Financial Statements of Coal India Limited (**Annexure 4**).
- vii) Auditors Report on the Consolidated Financial Statements for the year ended 31st March, 2018 including Report on the Internal Financial Controls under Clause (i) of Sub-section 3 of Section 143 of the Companies Act, 2013 ("the Act") (**Annexure 4(A)**).
- viii) Observations of Auditor on Standalone Financial Statements and Management Explanation. (**Annexure 5**)
- ix) Observations of Auditors on Consolidated Financial Statements and Management Explanation [**Annexure 5(A)**].
- x) Subsidiary wise Coal Off-take. (**Annexure 6**)



# COAL INDIA LIMITED

A MAHARATNA COMPANY

- xi) Sector-wise dispatch of coal & coal products. **(Annexure 7)**
- xii) Dispatches of coal and coal products by various modes. **(Annexure 8)**
- xiii) Wagon Loading Performance in 2017-18. **(Annexure 9)**
- xiv) Subsidiary wise details of Stock of Coal. **(Annexure 10)**
- xv) Subsidiary wise details of Trade Receivables. **(Annexure 11)**
- xvi) Subsidiary-wise payment of Royalty, Cess, Sales Tax, Stowing Excise Duty, Central Excise Duty, Clean Energy Cess, Entry Tax and Others. **(Annexure 12)**
- xvii) Subsidiary-wise Coking & Non-coking production, Production from underground and opencast mines. **(Annexure 13)**
- xviii) Subsidiary-wise Washed Coal (Coking) Production. **(Annexure 13A)**
- xix) Subsidiary wise Overburden Removal. **(Annexure 13B)**.
- xx) Population of equipment. **(Annexure 14)**
- xxi) Subsidiary wise System Capacity Utilization. **(Annexure 15)**.
- xxii) Project Implementation. **(Annexure 16)**.
- xxiii) Subsidiary wise details of Capital Expenditure. **(Annexure 17)**
- xxiv) Salient features of continuous and sustained improvement in CIL's safety performance. **(Annexure 18)**
- xxv) Subsidiary wise position of manpower and strikes and bandhs. **(Annexure 19)**
- xxvi) Scholarship and Reimbursement of tuition fees and Hostel Charge and Grants sanctions to schools. **(Annexure 20)**
- xxvii) Disclosures under Rule 5(1) of Companies (Appointment and Remuneration of Managerial Personnel) Rules, 2014. **(Annexure 21)**.
- xxviii) The extract of the annual return as provided under sub-section (3) of Section 92 in Form No. MGT.9 **(Annexure 22)**.
- xxix) Loan and Advances, Guarantees, Investments made by the company under Section 186(4) of the Companies Act'2013 **(Annexure 23)**.
- xxx) Statement pursuant to first proviso to sub-section (3) of section 129 read with rule 5 of Companies (Accounts) Rules, 2014) as on 31st March, 2018. **(Annexure 24)**.
- xxxi) Secretarial Audit Report under Section 204 of Companies Act 2013 and Observation of Secretarial Auditor & Management Explanation **(Annexure 25)**.
- xxxii) Foreign Exchange Earning and Outgo under Rule 8 of Companies (Accounts) Rules 2014 **(Annexure 26)**.
- xxxiii) Details about Research and Development of the Company **(Annexure 27)**.
- xxxiv) Disclosure as per Section 135 of Companies Act 2013 on Corporate Social Responsibility **(Annexure 28)**.
- xxxv) Significant and Material Orders passed by the Regulators or Courts. **(Annexure 29)**.
- xxxvi) Corporate Governance Report. **(Annexure 30)**

For and on behalf of the Board of Directors

sd/-

A.K.Jha

Chairman

(DIN-06645361)

Kolkata, 7<sup>th</sup> August, 2018

**ANNEXURE 1****Pre-tax Profit of CIL & subsidiaries for 2017-18 vis-à-vis 2016-17**

(` in crore)

Company	2017-18	2016-17	Increase/(Decrease)
ECL	(1466.73)	15.32	(1482.05)
BCCL	(2125.25)	(263.08)	(1862.17)
CCL	1343.57	2370.72	(1027.15)
NCL	4089.72	3117.05	972.67
WCL	(2829.28)	(1075.51)	(1753.77)
SECL (consolidated)	3820.67	3186.35	634.32
MCL (consolidated)	7336.88	6873.36	463.52
CMPDIL	120.82	64.58	56.24
CIL (Standalone)	9286.25	14510.81	(5224.56)
CIAL Exchange Gain/Loss	2.97	(9.60)	12.57
Sub-Total	19579.62	28790.00	(9210.38)
Less: Dividend from Subsidiaries	8853.18	10429.51	(1576.33)
Less: Income on Buyback of Shares by Subsidiaries	0.00	3914.16	(3914.16)
Sub Total	10726.44	14446.33	(3719.89)
Less : Tax on PBT	3706.66	5164.79	(1458.13)
Total	7019.78	9281.54	(2261.76)
Less : Share in JV's/ Associates & discontinued operations Profit/(Loss)	(0.44)	1.77	(2.21)
Net Profit after tax, NCI etc	7020.22	9279.77	(2259.55)
Add : Other Comprehensive Income (OCI) net of tax	632.51	82.00	550.51
<b>Total comprehensive income</b>	<b>7652.73</b>	<b>9361.77</b>	<b>(1709.04)</b>



# COAL INDIA LIMITED

A MAHARATNA COMPANY

## ANNEXURE 1A

Pre-tax Profit of CIL & subsidiaries without considering the impact of pay revision and impact of increase in Gratuity Ceiling Limit for 2017-18 vis-à-vis 2016-17

(` in crore)

Company	2017-18					2016-17				Increase/ (Decrease)
	PBT as per annual accounts	Non-Executive Pay Revision	Executive Pay Revision	Actuarial Impact of Increase in Gratuity Ceiling Limit	2017-18	PBT as per annual accounts	Non-Executive Pay Revision	Executive Pay Revision	2016-17	
ECL	(1466.73)	672.98	113.52	1534.76	854.53	15.32	453.04	12.51	480.87	373.66
BCCL	(2125.25)	444.24	102.24	1081.41	(497.36)	(263.08)	339.26	11.29	87.47	(584.83)
CCL	1343.57	369.16	123.40	900.33	2736.46	2370.72	289.76	12.86	2673.34	63.12
NCL	4089.72	173.22	87.21	395.64	4745.79	3117.05	99.86	9.42	3226.33	1519.46
WCL	(2829.28)	502.26	132.47	1323.97	(870.58)	(1075.51)	321.54	13.89	(740.08)	(130.50)
SECL (consolidated)	3820.67	489.19	168.23	1627.13	6105.22	3186.35	417.69	17.65	3621.69	2483.53
MCL (consolidated)	7336.88	156.50	93.93	354.97	7942.28	6873.36	146.01	9.78	7029.15	913.13
CMPDIL	120.82	20.81	47.97	68.61	258.21	64.58	19.04	5.03	88.65	169.56
CIL (Standalone)	9286.25	21.26	30.17	97.55	9435.23	14510.81	15.19	2.67	14528.67	(5093.44)
CIAL Exchange Gain/Loss	2.97	-	-	-	2.97	(9.60)	-	-	(9.60)	12.57
Sub-Total	19579.62	2849.62	899.14	7384.37	30712.75	28790.00	2101.39	95.10	30986.49	(273.74)
Less: Dividend from Subsidiaries	8853.18	-	-	-	8853.18	10429.51	-	-	10429.51	(1576.33)
Less: Income on Buyback of Shares by Subsidiaries	-	-	-	-	-	3914.16	-	-	3914.16	(3914.16)
<b>Sub Total</b>	<b>10726.44</b>	<b>2849.62</b>	<b>899.14</b>	<b>7384.37</b>	<b>21859.57</b>	<b>14446.33</b>	<b>2101.39</b>	<b>95.10</b>	<b>16642.82</b>	<b>5216.75</b>

## ANNEXURE 2

Subsidiary-wise details of Dividend income of CIL Standalone

(` in crore)

Company(paying subsidiaries)	Dividend Income of CIL Standalone	
	2017-18	2016-17
CCL	531.10	3634.04
NCL	1750.00	1680.00
SECL	2202.58	2133.47
MCL	4350.00	2982.00
CMPDIL	19.50	-
<b>Total</b>	<b>8853.18</b>	<b>10429.51</b>



## The Comments of The Comptroller And Auditor General of India on Standalone Financial Statements of Coal India Limited.



सत्यमेव जयते

CONFIDENTIAL

NO 144/CA/LA-I/Accounts/CIL-Standalone/2017-18

कार्यालय प्रधान निदेशक वाणिज्यिक लेखापरीक्षा तथा पदेन सदस्य लेखापरीक्षा  
बोर्ड - II कोलकाता  
पुराना निज़ाम महल, आचार्य जगदीश चन्द्र बोस रोड,  
कोलकाता - 700 020

OFFICE OF THE PRINCIPAL DIRECTOR OF  
COMMERCIAL AUDIT & EX-OFFICIO MEMBER  
AUDIT BOARD - II, KOLKATA  
Old Nizam Palace, 234/4, Acharya Jagadish Chandra Bose Road,  
Kolkata-700 020

Date.....11 JUL 2018.....

To  
The Chairman-cum-Managing Director,  
Coal India Limited,  
Rajarhat,  
West Bengal

**Subject :** Comments of the Comptroller & Auditor General of India under section 143(6)(b) of the Companies' Act, 2013 on the Standalone Accounts of Coal India Limited for the year ended 31 March 2018.

Sir,

I forward herewith the Comments of the Comptroller & Auditor-General of India under section 143(6)(b) of the Companies' Act, 2013 on the Standalone Accounts of Coal India Limited for the year ended 31 March 2018.

The receipt of this letter may please be acknowledged.

Yours faithfully,

Encl: As stated.

*(Signature)*  
(Reena Saha)  
PRINCIPAL DIRECTOR OF COMMERCIAL AUDIT  
& EX-OFFICIO MEMBER, AUDIT BOARD - II  
KOLKATA

Place: Kolkata,  
Dated: 11-07-18

दु० भा० / Phone : 91-33-22875380/7165/2360/8838, 22810043/5654  
इ०मेल / E-mail : mabkolkata2@cag.gov.in

फैक्स / Fax : 91-33-2280-0062 .  
तार : "कोयला" / Telegram : "COLADIT"



# COAL INDIA LIMITED


A MAHARATNA COMPANY

COMMENTS OF THE COMPTROLLER AND AUDITOR-GENERAL OF INDIA UNDER SECTION 143(6) (b) OF THE COMPANIES' ACT, 2013 ON THE STANDALONE FINANCIAL STATEMENTS OF COAL INDIA LIMITED FOR THE YEAR ENDED 31 MARCH 2018

The preparation of standalone financial statements of Coal India Limited for the year ended 31 March 2018 in accordance with the financial reporting framework prescribed under the Companies' Act, 2013 (Act) is the responsibility of the Management of the Company. The statutory auditors appointed by the Comptroller and Auditor-General of India under section 139 (5) of the Act are responsible for expressing opinion on the financial statements under section 143 of the Act based on independent audit in accordance with the standards on auditing prescribed under section 143 (10) of the Act. This is stated to have been done by them vide their Audit Report dated 29.05.2018 and revised Audit Report dated 06.07.2018.

I, on behalf of the Comptroller and Auditor General of India, have conducted a supplementary audit under section 143(6)(a) of the Act of the standalone financial statements of Coal India Limited for the year ended 31 March 2018. This supplementary audit has been carried out independently without access to the working papers of the statutory auditors and is limited primarily to inquiries of the statutory auditors and company personnel and a selective examination of some of the accounting records. In view of the revision made to include "the amount deposited under protest" to clause vii(b) of Annexure "A" to the Independent Auditors' Report as a result of my audit observations highlighted during supplementary audit, I have no further comments to offer upon or supplement to the Statutory Auditors' Report under section 143(6)(b) of the Act.

For and on behalf of the  
Comptroller & Auditor General of India

  
(Reena Saha)

PRINCIPAL DIRECTOR OF COMMERCIAL AUDIT  
& EX-OFFICIO MEMBER, AUDIT BOARD - II  
KOLKATA

Place: Kolkata,  
Dated: 11.07.18



**Auditors Report on The Standalone Financial Statements For The Year Ended 31<sup>st</sup> March, 2018 Including Report on The Internal Financial Controls Under Clause (I) of Sub-section 3 of Section 143 of The Companies Act, 2013 ("The Act")**

**Independent Auditors' Report**

To  
The Members of Coal India Limited

**Report on the Standalone Financial Statements**

We have audited the accompanying standalone financial statements of **Coal India Limited** (hereinafter referred to as '**the Company**'), which comprise the balance sheet as at 31<sup>st</sup> March 2018 and the statement of profit and loss including other comprehensive income, the statement of cash flows and the statement of changes in equity for the year then ended, and a summary of significant accounting policies and other explanatory information.

**Management's Responsibility for the Standalone Financial Statements**

The Company's Board of Directors is responsible for the matters stated in Section 134(5) of the Companies Act, 2013 ("the Act") with respect to the preparation of these standalone financial statements that give a true and fair view of the financial position, financial performance including other comprehensive income, cash flows and changes in equity of the Company in accordance with the accounting principles generally accepted in India, including the Indian Accounting Standards (Ind AS) prescribed under Section 133 of the Act read with relevant rules issued thereunder. This responsibility also includes maintenance of adequate accounting records in accordance with the provisions of the Act for safeguarding the assets of the Company and for preventing and detecting frauds and other irregularities; selection and application of appropriate accounting policies; making judgments and estimates that are reasonable and prudent; and design, implementation and maintenance of adequate internal financial controls, that were operating effectively for ensuring the accuracy and completeness of the accounting records, relevant to the preparation and presentation of the standalone financial statements that give a true and fair view and are free from material misstatement, whether due to fraud or error.

**Auditors' Responsibility**

Our responsibility is to express an opinion on these standalone financial statements based on our audit. We have taken into account the provisions of the Act, the accounting and auditing standards and matters which are required to be included in the audit report under the provisions of the Act and the Rules made thereunder.

We conducted our audit in accordance with the Standards on Auditing specified under Section 143(10) of the Act. Those Standards require that we comply with ethical requirements and plan and perform the audit to obtain reasonable assurance about whether the standalone financial statements are free from material misstatement.

An audit involves performing procedures to obtain audit evidence about the amounts and the disclosures in the standalone financial statements. The procedures selected depend on the auditor's judgment, including the assessment of the risks of material misstatement of the standalone financial statements, whether due to fraud or error. In making those risk assessments, the auditor considers internal financial control relevant to the Company's preparation of the standalone financial statements that give a true and fair view in order to design audit procedures that are appropriate in the circumstances. An audit also includes evaluating the appropriateness of the accounting policies used and the reasonableness of the accounting estimates made by the Company's Directors, as well as evaluating the overall presentation of the standalone financial statements.

We believe that the audit evidence we have obtained is sufficient and appropriate to provide a basis for our audit opinion on the standalone financial statements.

**Opinion**

In our opinion and to the best of our information and according to the explanations given to us, the aforesaid standalone financial statements give the information required by the Act in the manner so required and give a true and fair view in conformity with the accounting principles generally accepted in India including the Ind AS, of the state of affairs (financial position) of the Company as at 31<sup>st</sup> March 2018, and its profit (financial performance including other comprehensive income), its cash flows and the changes in equity for the year ended on that date.

**Emphasis of Matters**

We draw attention to the followings:-

- a) Certain balances of loans, other financial assets, trade receivables, other current & non-current assets, Trade payables, other financial liabilities and other current liabilities have not been confirmed. Consequential impact on confirmation/ reconciliation/ adjustment of such balances (which will not be material as per management), if any is not ascertainable;
- b) Note No.7 refers to an aggregate Investment of ` 9963.52 Crores (as at 31<sup>st</sup> March 2017: ` 9688.42 Crores) in its two wholly owned subsidiary companies have been shown at book value. As explained by the management, the investment in these subsidiary companies is long term and of strategic in nature and the performance of these subsidiary companies is improving. The management



# COAL INDIA LIMITED

A MAHARATNA COMPANY

is of the opinion that no provisioning is required against the erosion of ` 5278.75 Crores (as at 31<sup>st</sup> March 2017: ` 3169.84 Crores) in the value of Investment, as the same is of temporary in nature;

- c) Note No.38(4) (a) Contingent Liability of the accompanying standalone financial statements, which describes the uncertainty related to the outcome of the lawsuits filed and demands raised against the Company by various parties and Government authorities.

Our opinion is not qualified in respect of the above matters.

## Other Matters

Our Audit Report dated 29<sup>th</sup> May,2018 on financial statement as approved by the Board of Directors of the Company as of even date is revised to consider observation of the Comptroller and Auditor General of India and amendment is made in Para no. vii(b) in Annexure-"A" to include amount of deposits made under protest against the disputed tax amounts.

Our Audit procedure on events subsequent to the date of the original report is restricted solely to the amendment made to the Para no. vii(b) in Annexure-"A" to the Independent Auditors' Report under Companies(Auditor's Report) Order 2016.

## Report on Other Legal and Regulatory Requirements

- 1) As required by the Companies (Auditor's Report) Order, 2016 ("the Order") issued by the Central Government of India in terms of sub-section (11) of section 143 of the Act, we give in the "**Annexure-A**", a statement on the matters specified in the paragraph 3 and 4 of the said order.
- 2) As required under Section 143(5) of the Companies Act, 2013, we give in the "**Annexure-B**", a Statement on the Directions issued by the Comptroller and Auditor General of India after complying with their suggested methodology of audit, the action taken thereon and its impact on the accounts and financial statements of the company.
- 3) As required by Section 143 (3) of the Act, we report that:
  - a) we have sought and obtained all the information and explanations which to the best of our knowledge and belief were necessary for the purposes of our audit read with matters as reported in clause (a) of "Emphasis of Matters" paragraph above.
  - b) in our opinion, proper books of account as required by law have been kept by the Company so far as it appears from our examination of those books.
  - c) the balance sheet, the statement of profit and loss including other comprehensive income, the statement of cash flows and the statement of changes in equity dealt with by this Report are in agreement with the books of accounts.
  - d) in our opinion, the aforesaid standalone financial statements comply with the Indian Accounting Standards specified under Section 133 of the Act, read with relevant rule issued thereunder;
  - e) in pursuance to the Notification No. G.S.R 463(E) dated 05-06-2015 issued by the Ministry of Corporate Affairs, Section 164(2) of the Companies Act, 2013 pertaining to disqualification of Directors, is not applicable to the Government Company.
  - f) with respect to the adequacy of the internal financial controls over financial reporting of the Company and the operating effectiveness of such controls, refer to our report in "**Annexure -C**" and
  - g) with respect to the other matters to be included in the Auditors' Report in accordance with Rule 11 of the Companies (Audit and Auditors) Rules, 2014, in our opinion and to the best of our information and according to the explanations given to us:
    - i. The Company has disclosed the impact of pending litigations on its financial position in its standalone financial statements– [Refer Note No.38(4)(a) to the standalone financial statements];
    - ii. The Company did not have any long-term contracts including derivative contracts for which there were any material foreseeable losses;
    - iii. There has been no delay in transferring the amounts, required to be transferred to the Investor Education and Protection Fund by the Company.

For **CHATURVEDI & CO.**

Chartered Accountants

Firm Regn. No.302137E

Sd/-

**S.C.Chaturvedi**

Partner

Mem.No.012705

Place: Kolkata

Date: July 6, 2018



**"Annexure-A" to the Independent Auditors' Report**

*(Referred to in Paragraph 1 of "Report on Other Legal and Regulatory requirements" section of our Audit Report)*

- (i) In respect of Fixed Assets:
- (a) The Company has maintained proper records showing full particulars, including quantitative details and situation of fixed assets except for assets at Regional sales offices. Further certain details as regards to purchase orders reference, date of commissioning, location, identification and codifications etc. of some movable tangible assets needs to be updated. Location details and area of freehold and leasehold land also needs to be updated in the fixed asset register and need to be reconciled with the revenue records maintained by the local authority.
- (b) The fixed assets located at Head quarter, North Eastern Coalfields (NEC), various Regional Sales offices and other offices have been physically verified periodically as certified by the management. Pending for reconciliation and adjustment in the books of accounts, discrepancies noticed on such verification were not material as per the management. The process should be further improved by having a well defined Programme of physical verification to cover all the assets in phased manner.
- (c) According to the information and explanations given to us and on the basis of our examination of the records of the Company, title deeds, lease deeds and/or other evidences of title of freehold land amounting ` 12.15 Crores and for leasehold land amounting ` 0.92 Crores have been verified by us and the same are held in the name of the Company. At NEC, 946.51 hectares of freehold land and 4489.82 hectares of leasehold land were acquired by the company or came in the possession of the company on Nationalization, for which 'nil' value is recorded in the books of accounts. Out of the above, title deeds and other evidences of title for freehold land are available except for 4.23 hectares and incase of leasehold land, documents for title in some cases either not available or could not be properly identified to the concerned leasehold land.
- (ii) As informed to us, physical verification of inventories at North Eastern Coalfields, the production unit of the Company has been conducted at reasonable intervals during the year by the management. The inventories of coal have been measured on the basis of volumetric system. In our opinion and according to the information and explanations given to us, discrepancies noticed on physical verification of inventories were not material and have been properly dealt with in the books of account.
- (iii) According to the information and explanation given to us, the Company had granted unsecured loan aggregating ` 1200 Crores (PY: ` 1200 Crores) to three companies covered in the register maintained under section 189 of the Companies Act, 2013 and the balance outstanding in respect of these unsecured loans is Nil as at 31<sup>st</sup> March 2018.(PY:INR 1200 Crores):-
- (a) In our opinion, the rate of interest and other terms and conditions on which the loans had been granted to companies listed in the register maintained under Section 189 of the Act, were prima facie, not prejudicial to the interest of the Company;
- (b) The loan has been repaid during the year and as informed to us, there was no specific stipulation of schedule of repayment of principal and payment of interest thereon.
- (c) As informed to us, no amount of loan is overdue as at end of the year for a period more than ninety days.
- (iv) In our opinion and according to the information and explanations given to us, the Company has complied with the provisions of Sections 185 and 186 of the Act in respect of grant of loans, making investments and providing guarantees and securities, as applicable.
- (v) The company has not accepted any deposits, in terms of the directives issued by the Reserve Bank of India and the provisions of Sections 73 to 76 or any other relevant provisions of the Companies Act and the rules framed there under.
- (vi) The maintenance of cost records has been prescribed by the Central Government under Section 148(1) of the Companies Act, 2013 in respect of Mining activities of the Company. We have broadly reviewed the records and are of the opinion that *prima facie*, the prescribed accounts and records have been made and maintained. However, we have not made any detailed examination of the records with a view to determine whether they are accurate or complete
- (vii) (a) According to the information and explanations given to us and on the basis of our examination of books of accounts, the Company has generally been regular in depositing the undisputed statutory dues including provident fund, income tax, sales tax, wealth Tax, duty of customs, duty of excise, value added tax, goods and services tax, cess and any other statutory dues with the appropriate authorities. As informed to us, employee's state insurance is not applicable to the company.

According to the information and explanations given to us, no undisputed amounts payable in respect of provident fund, income tax, sales tax, wealth tax, duty of customs, duty of excise, service tax, value added tax, goods and services tax, cess and other material statutory dues were in arrears as at 31<sup>st</sup> March 2018 for a period of more than six months from the date they became payable.



# COAL INDIA LIMITED

A MAHARATNA COMPANY

- (b) According to the information and explanations given to us and as per the records of the Company examined by us, following dues of income tax and central excise were in arrears as at 31<sup>st</sup> March 2018 :-

(` in crore)

Name of the Statute	Nature of Dues	Gross Amount Under dispute	Period to which the amount relates (FY)	Forum where the dispute is pending	Amount deposited under protest	Amount not deposited
Income Tax Act	Income Tax	55.20	2010-2011	ITAT	20.00	35.20
		64.90	2011-2012	ITAT	53.00	11.90
		80.00	2006-2007	ITAT	20.00	60.00
		110.15	2005-2006	ITAT	54.32	55.83
		84.78	2012-2013	CIT (Appeal)	0.00	84.78
		115.04	2013-2014	CIT (Appeal)	0.00	115.04
<b>Total</b>		<b>510.07</b>			<b>147.32</b>	<b>362.75</b>
Central Excise Act, 1944	Central Excise	2.22	2010-11 to 2014-15	CESTAT	0.17	2.05

- (viii) The Company does not have any loans or borrowings from any financial institution, banks, Government or debenture holders during the year as such paragraph 3(viii) of the Order is not applicable to the Company.
- (ix) According to the information and explanations given to us, the Company has not raised moneys by way of initial public offer or further public offer (including debt instruments) or term loans and hence reporting under paragraph 3 (ix) of the Order is not applicable to the Company.
- (x) To the best of our knowledge and according to the information and explanations given to us, no fraud by the Company or no material fraud on the Company by its officers or employees has been noticed or reported during the year.
- (xi) As per notification no. GSR 463(E) dated 5 June 2015 issued by the Ministry of Corporate Affairs, Government of India, Section 197 is not applicable to the Government Company. Accordingly paragraph 3 (xi) of the Order is not applicable to the Company.
- (xii) According to the information and explanations given to us, the Company is not a Nidhi Company as such paragraph 3(xii) of the Order is not applicable.
- (xiii) According to the information and explanations given to us and based on our examination of the records of the company, transactions with the related parties are in compliance with Section 177 and Section 188 of the Act where applicable and details of such transactions have been disclosed in the financial statements as required by the applicable accounting standards.
- (xiv) During the year the Company has not made any preferential allotment or private placement of shares or fully or partly convertible debentures and hence reporting under paragraph 3 (xiv) of the Order is not applicable to the Company.
- (xv) According to the information and explanations given to us, during the year the Company has not entered into any non-cash transactions with its Directors or persons connected to its directors and hence provisions of Section 192 of the Companies Act, 2013 are not applicable to the Company.
- (xvi) The Company is not required to be registered under section 45-IA of the Reserve Bank of India Act, 1934.

For **CHATURVEDI & CO.**  
Chartered Accountants  
Firm Regn. No. 302137E

**S.C.Chaturvedi**  
Partner  
Mem.No.012705

**Place:** Kolkata  
**Date:** July 6, 2018

**"Annexure-B" to the Independent Auditors' Report**

[Referred to in Paragraph 2 of "Report on Other Legal and Regulatory requirements" section of our Audit Report]

Part-I

Sl. No.	Details/ Directions	Auditors' Reply	Action Taken and Impact on Accounts & Financial Statements
1.	Whether the company has clear title/lease deeds for freehold and leasehold land respectively? If not, please state the area of freehold and leasehold land for which title/lease deeds are not available?	According to the information and explanations given to us and on the basis of our examination of the records of the Company, title deeds, lease deeds and/or other evidences of title of freehold land amounting INR 12.15 Crores and for leasehold land amounting INR 0.92 Crores have been verified by us and the same are held in the name of the Company. At NEC, 946.51 hectares of freehold land and 4489.82 hectares of leasehold land were acquired by the company or came in the possession of the company on Nationalization, for which 'nil' value is recorded in the books of accounts. Out of the above, title deeds and other evidences of title for freehold land are available except for 4.23 hectares and in case of leasehold land, documents for title in some cases either not available or could not be properly identified to the concerned leasehold land	Financial impact cannot be ascertainable.
2.	Whether there are any cases of waiver/ write-off of debts/ loans/ interest etc., if yes, the reasons there for and the amount involved.	There are no cases of waiver/ write-off of debts / loans / interest etc. during the financial year 17-18.	No impact on the Financial statements.
3.	Whether proper records are maintained for inventories lying with third parties & assets received as gift/grant(s) from the Government or other authorities.	As stated by the management, no inventories are lying with third parties. Further no assets were received as gift/grant(s) from the Government or other authorities	No impact on the Financial statements.

**Additional -Directions**

Part-II

Sl. No.	Details/ Directions	Auditors' Reply	Action Taken and Impact on Accounts & Financial Statements
1.	Whether coal stock measurement was done keeping in view the contour map. Whether physical stock measurement reports are accompanied by contour map in all cases? Whether approval of the competent authority was obtained for new heap, if any, created during the year?	The stock measurement was done keeping the view the contour map and the same is available with the reports of stock measurement. The new heap has been created with approval of competent authority.	There is no impact on the financial statements.
2.	Whether the company conducted the physical verification exercise of asset and properties at the time of merger/split/restructure of an area. If so, whether the concerned subsidiary followed the requisite procedure?	As per the information and explanations given to us by the company's management, there is no such merger/split/restructure of an area during the year.	There is no impact on the accounts and financial statements.
3.	Whether separate Escrow Accounts for each mine has been maintained in CIL and its Subsidiary companies. Also examine the utilization of the fund of the account.	Yes, separate escrow account for each mine of NEC the production unit of CIL, has been maintained. No such fund as explained by the management has been withdrawn during the year.	There is no impact on the financial statements.
4.	Whether impact of penalty for illegal mining as imposed by the Hon'ble supreme court has been duly considered and accounted for?	According to the information and explanations given to us, no penalty for illegal mining has imposed by the Hon'ble supreme court during the year on the company.	There is no impact on the Financial statements.
5.	If the audittee has computerized its operation or any part of it, you should assess and report, how much of the data in the company is in electronic format. Which of the major areas such as Financial accounting, Sales accounting, Personal information, Pay-roll Materials, Inventory Management etc. have been computerized, and its impact on your work in auditing the accounts.	Financial accounting, Sales accounting, personal information, pay-roll, materials, inventory management have been computerized and day to day transactions data are kept in electronic form, which have facilitated better audit environment. At the year-end hard copies of certain required documents are kept in physical form.  However uniform and comprehensive ERP system needs to be introduced to integrate all offices and units of the company for better management & controls.	No impact on the Financial statements.

For CHATURVEDI &amp; CO.

Chartered Accountants  
Firm Regn. No.302137E

Sd/-

S.C.Chaturvedi

Partner

Mem.No.012705

Place: Kolkata

Date: July 6, 2018



# COAL INDIA LIMITED

A MAHARATNA COMPANY

## "Annexure-C" to the Independent Auditors' Report

### Report on the Internal Financial Controls under Clause (j) of Sub-section 3 of Section 143 of the Companies Act, 2013 ("the Act")

We have audited the internal financial controls over financial reporting of **Coal India Limited** (hereinafter referred to as '**the Company**') as of 31<sup>st</sup> March 2018 in conjunction with our audit of the standalone financial statements of the Company for the year ended on that date.

#### **Management's Responsibility for Internal Financial Controls**

The Company's management is responsible for establishing and maintaining internal financial controls based on the internal control over financial reporting criteria established by the Company considering the essential components of internal control stated in the Guidance Note on Audit of Internal Financial Controls over Financial Reporting issued by the Institute of Chartered Accountants of India ('ICAI'). These responsibilities include the design, implementation and maintenance of adequate internal financial controls that were operating effectively for ensuring the orderly and efficient conduct of its business, including adherence to company's policies, the safeguarding of its assets, the prevention and detection of frauds and errors, the accuracy and completeness of the accounting records, and the timely preparation of reliable financial information, as required under the Companies Act, 2013.

#### **Auditors' Responsibility**

Our responsibility is to express an opinion on the Company's internal financial controls over financial reporting based on our audit. We conducted our audit in accordance with the Guidance Note on Audit of Internal Financial Controls over Financial Reporting (the "Guidance Note") and the Standards on Auditing, issued by ICAI and deemed to be prescribed under section 143(10) of the Companies Act, 2013, to the extent applicable to an audit of internal financial controls, both applicable to an audit of Internal Financial Controls and, both issued by the Institute of Chartered Accountants of India. Those Standards and the Guidance Note require that we comply with ethical requirements and plan and perform the audit to obtain reasonable assurance about whether adequate internal financial controls over financial reporting was established and maintained and if such controls operated effectively in all material respects.

Our audit involves performing procedures to obtain audit evidence about the adequacy of the internal financial controls system over financial reporting and their operating effectiveness. Our audit of internal financial controls over financial reporting included obtaining an understanding of internal financial controls over financial reporting, assessing the risk that a material weakness exists, and testing and evaluating the design and operating effectiveness of internal control based on the assessed risk. The procedures selected depend on the auditor's judgment, including the assessment of the risks of material misstatement of the financial statements, whether due to fraud or error.

We believe that the audit evidence we have obtained is sufficient and appropriate to provide a basis for our audit opinion on the Company's internal financial controls system over financial reporting.

#### **Meaning of Internal Financial Controls over Financial Reporting**

A company's internal financial control over financial reporting is a process designed to provide reasonable assurance regarding the reliability of financial reporting and the preparation of financial statements for external purposes in accordance with generally accepted accounting principles. A company's internal financial control over financial reporting includes those policies and procedures that (1) pertain to the maintenance of records that, in reasonable detail, accurately and fairly reflect the transactions and dispositions of the assets of the company; (2) provide reasonable assurance that transactions are recorded as necessary to permit preparation of financial statements in accordance with generally accepted accounting principles, and that receipts and expenditures of the company are being made only in accordance with authorizations of management and directors of the company; and (3) provide reasonable assurance regarding prevention or timely detection of unauthorized acquisition, use, or disposition of the company's assets that could have a material effect on the financial statements.

#### **Inherent Limitations of Internal Financial Controls over Financial Reporting**

Because of the inherent limitations of internal financial controls over financial reporting, including the possibility of collusion or improper management override of controls, material misstatements due to error or fraud may occur and not be detected. Also, projections of any evaluation of the internal financial controls over financial reporting to future periods are subject to the risk that the internal financial control over financial reporting may become inadequate because of changes in conditions, or that the degree of compliance with the policies or procedures may deteriorate.

#### **Opinion**

According to the information and explanations given to us and based on our audit, in our opinion, the Company has generally maintained, in all material respects, an adequate internal financial controls over financial reporting and such internal financial controls over financial reporting were generally operating effectively as of 31<sup>st</sup> March 2018 based on the internal control over financial reporting criteria established by the Company considering the essential components of internal controls stated in the "Guidance Note on Audit of Internal Financial Controls over Financial Reporting" issued by the Institute of Chartered Accountants of India. However certain areas need further improvement in designing the "Documentation on Internal Financial Controls" of the Company by way of identifying the significant account balances of expenses, income, assets & liabilities including the fixed assets accounting, incorporating the process flow by which the aforesaid transactions are initiated, authorized, processed, recorded, and reported at departmental level. How the system is integrated to departments to capture the transactions that relates to the financial statements and events/conditions and other transactions that are significant to the financial statements so as to fulfill objectives of control criteria established by the Company. Financial reporting process can be further improved by way of introducing integrated ERP system of accounting especially in case of compilation of information and data for financial reporting process and for better internal controls. Internal audit is concurrently done in the company. Regularity of internal audit, its reports and follow-up action thereon should be timely ensured.

However, our opinion is not qualified in the above respect.

For **CHATURVEDI & CO.**

Chartered Accountants  
Firm Regn. No.302137E

Sd/-

**S.C.Chaturvedi**

Partner


Mem.No.012705

Place: Kolkata

Dated: July 6, 2018



## The Comments of The Comptroller And Auditor General of India on Consolidated Financial Statements of Coal India Limited



सत्यमेव जयते

**CONFIDENTIAL**

No. 167 /CAM/A-I/Accounts/CIL-CFS/2017-18  
कार्यालय प्रधान निदेशक वाणिज्यिक लेखापरीक्षा तथा पदेन सदस्य लेखापरीक्षा  
बोर्ड - II कोलकाता  
पुराना निजाम महल, आचार्य जगदीश चन्द्र बोस रोड,  
कोलकाता - 700 020  
OFFICE OF THE PRINCIPAL DIRECTOR OF  
COMMERCIAL AUDIT & EX-OFFICIO MEMBER  
AUDIT BOARD - II, KOLKATA  
Old Nizam Palace, 234/4, Acharya Jagadish Chandra Bose Road,  
Kolkata-700 020

Date 7 AUG 2018

To  
The Chairman-cum-Managing Director,  
Coal India Limited,  
Plot No. AF-III, Action Area 1A  
New Town, Rajarhat, Kolkata-700156.

**Sub: Comments of the Comptroller & Auditor-General of India under section 143(6)(b) read with section 129(4) of the Companies' Act 2013 on the Consolidated Financial Statements of Coal India Limited for the year ended 31 March 2018.**

Sir,


I forward herewith the comments of the Comptroller & Auditor-General of India under section 143(6)(b) read with section 129(4) of the Companies' Act, 2013 on the Consolidated Financial Statements of Coal India Limited for the year ended 31 March 2018.

The receipt of this letter may please be acknowledged.

Encl: As stated.

Place: Kolkata,  
Dated: 7 AUG 2018

Yours faithfully,



(Reena Saha)  
PRINCIPAL DIRECTOR OF COMMERCIAL AUDIT  
& EX-OFFICIO MEMBER, AUDIT BOARD - II  
KOLKATA

दु० भा० / Phone : 91-33-22875380/7165/2360/8838, 22810043/5654  
इ०मेल / E-mail : mabkolkata2@cag.gov.in

फैक्स / Fax : 91-33-2280-0062  
तार : "कोयलेखा" / Telegram : "COLAD1T"



# COAL INDIA LIMITED

A MAHARATNA COMPANY


COMMENTS OF THE COMPTROLLER AND AUDITOR-GENERAL OF INDIA UNDER SECTION 143(6) (b) READ WITH SECTION 129(4) OF THE COMPANIES' ACT, 2013 ON THE CONSOLIDATED FINANCIAL STATEMENTS OF COAL INDIA LIMITED FOR THE YEAR ENDED 31 MARCH 2018

The preparation of consolidated financial statements of Coal India Limited for the year ended 31 March 2018 in accordance with the financial reporting framework prescribed under the Companies' Act, 2013(Act) is the responsibility of the Management of the Company. The statutory auditor appointed by the Comptroller and Auditor-General of India under section 139 (5) read with section 129 (4) of the Act are responsible for expressing opinion on the financial statements under section 143 read with section 129 (4) of the Act based on independent audit in accordance with the standards on auditing prescribed under section 143 (10) of the Act. This is stated to have been done by them vide their Audit Report dated 29.05.2018 and revised Audit Report dated 31.07.2018.

I, on behalf of the Comptroller and Auditor-General of India, have conducted a supplementary audit under section 143(6) (a) read with section 129 (4) of the Act of the consolidated financial statements of Coal India Limited for the year ended 31 March 2018. We conducted a supplementary audit of the financial statements of Coal India Limited and its subsidiaries as listed in annexure for the year ended on the date. Further, section 139(5) and 143(6) (b) of the Act are not applicable to Coal India Africana Limited (CIAL)- overseas subsidiary) being incorporated in Foreign country under the respective laws, for appointment of their Statutory Auditor nor for conduct of supplementary audit. Accordingly, C&AG has neither appointed the Statutory Auditors nor conducted the supplementary audit of this company. This supplementary audit has been carried out independently without access to the working papers of the statutory auditors and is limited primarily to inquiries of the statutory auditors and company personnel and a selective examination of some of the accounting records.

In view of the revision made to the Independent Auditors' Report as indicated in item (a) under "Other Matters" as a result of my audit observations highlighted during supplementary audit, I have no further comments to offer upon or supplement to the Statutory Auditors' Report under section 143(6)(b) of the Act.

For and on behalf of the  
Comptroller & Auditor-General of India

  
(Reena Saha)

7/8/18  
PRINCIPAL DIRECTOR OF COMMERCIAL AUDIT  
& EX-OFFICIO MEMBER, AUDIT BOARD - II  
KOLKATA

Place: Kolkata

Dated: 7 AUG 2018



**Auditors Report on The Consolidated Financial Statements For The Year Ended 31<sup>st</sup> March, 2018 Including Report on The Internal Financial Controls Under Clause (I) of Sub-section 3 of Section 143 of The Companies Act, 2013 ("The Act")**

**Independent Auditors' Report**

To

**The Members of Coal India Limited**

**Report on the Consolidated Financial Statements**

We have audited the accompanying Consolidated financial statements of **Coal India Limited** (hereinafter referred to as "**the Holding Company**") and its nine subsidiary companies (collectively referred to as "**the Group**") and four jointly controlled entities, which comprise the consolidated balance sheet as at 31<sup>st</sup> March 2018, the consolidated statement of profit and loss including other comprehensive income, the consolidated statement of cash flows and the consolidated statement of changes in equity for the year then ended, and a summary of significant accounting policies and other explanatory information.

**Management's Responsibility for the Consolidated Financial Statements**

The Holding Company's Board of Directors is responsible for the preparation of these consolidated financial statements in terms of the requirements of the Companies Act, 2013 ("the Act") that give a true and fair view of the consolidated financial position, consolidated financial performance including other comprehensive income, consolidated cash flows and consolidated statement of changes in equity of the Group including its jointly controlled entities in accordance with the accounting principles generally accepted in India, including the Indian Accounting Standards (Ind AS) prescribed under Section 133 of the Act read with relevant rules issued thereunder. The respective Board of Directors of the companies included in the Group and jointly controlled entities are responsible for maintenance of adequate accounting records in accordance with the provisions of the Act for safeguarding the assets of the Group and its jointly controlled entities and for preventing and detecting frauds and other irregularities; selection and application of appropriate accounting policies; making judgments and estimates that are reasonable and prudent; and design, implementation and maintenance of adequate internal financial controls, that were operating effectively for ensuring the accuracy and completeness of the accounting records, relevant to the preparation and presentation of the consolidated financial statements that give a true and fair view and are free from material misstatement, whether due to fraud or error, which has been used for the purpose of preparation of the consolidated financial statements by the Directors of the Holding Company, as aforesaid.

**Auditors' Responsibility**

Our responsibility is to express an opinion on these consolidated financial statements based on our audit. We have taken into account the provisions of the Act, the accounting and auditing standards and matters which are required to be included in the audit report under the provisions of the Act and the Rules made thereunder.

We conducted our audit in accordance with the Standards on Auditing specified under Section 143(10) of the Act. Those Standards require that we comply with ethical requirements and plan and perform the audit to obtain reasonable assurance about whether the consolidated financial statements are free from material misstatement.

An audit involves performing procedures to obtain audit evidence about the amounts and the disclosures in the consolidated financial statements. The procedures selected depend on the auditor's judgment, including the assessment of the risks of material misstatement of the consolidated financial statements, whether due to fraud or error. In making those risk assessments, the auditor considers internal financial control relevant to the Holding Company's preparation of the consolidated financial statements that give a true and fair view in order to design audit procedures that are appropriate in the circumstances. An audit also includes evaluating the appropriateness of the accounting policies used and the reasonableness of the accounting estimates made by the Holding Company's Board of Directors, as well as evaluating the overall presentation of the consolidated financial statements.

We believe that the audit evidence obtained by us and the audit evidence obtained by other auditors in terms of their reports referred to in sub-paragraph (b) and (c) of the "Other Matters" paragraph below, are sufficient and appropriate to provide a basis for our audit opinion on the consolidated financial statements.

**Opinion**

In our opinion and to the best of our information and according to the explanations given to us and on the other financial information of the subsidiary companies and jointly controlled entities, the aforesaid consolidated financial statements give the information required by the Act in the manner so required and give a true and fair view in conformity with the accounting principles generally accepted in India including the Ind AS, of the consolidated state of affairs (financial position) of the Group and its jointly controlled entities as at 31<sup>st</sup> March 2018, and their consolidated profit (financial performance including other comprehensive income), consolidated cash flows and the consolidated statement of changes in equity for the year ended on that date.

**Emphasis of Matters**

We draw attention to the followings:-

- a) Certain balances of loans, other financial assets, trade receivables, other current & non-current assets, trade payables, other financial liabilities and other current liabilities have not been confirmed. Consequential impact on confirmation/ reconciliation/ adjustment of such balances (which will not be material as per management), if any is not ascertainable;



# COAL INDIA LIMITED

A MAHARATNA COMPANY

- b) Women director has not been appointed in the Board as per the provisions of the Companies Act, 2013 as reported by the auditors in case of one subsidiary company within the Group;
- c) The financial statements of Coal India Africana Limitada i.e. foreign subsidiary of the Holding Company showed a negative net worth of ₹ 29.32 Crores as at 31<sup>st</sup> March 2018 as reported by the other auditor who audited the financial statements of that subsidiary company. Further the auditor reported that under the current Mozambique commercial code Article 119 states that the net worth of the company cannot be less than 50% of the issued capital and if this situation arises, necessary measures are to be taken at General Assembly of the company to be approved by the Quota holder in order to avoid the application of remedial actions referred in the said Article 119 of the Mozambique commercial code;
- d) As reported by the auditors of one subsidiary company, bank guarantee of ₹ 111.24 Crores which was originally furnished in favor of the President of India through Ministry of Coal, reduced to ₹ 22.248 Crores as per the order of Hon'ble High Court and accordingly the subsidiary company furnished the bank guarantee bearing no.50/48 issued by SBI, Talcher valid up to 28-02-2018. The subsidiary company has initiated the process of renewal of the bank guarantee. In case of another subsidiary company, non preparation of Final Closure Plan for mines and corresponding adjustments in "Site Restoration/Mine Closure A/c", amount un-ascertained. Further regarding ultimate recoverability of the amount due from customers towards "Royalty and Cess" against the amount payable to state Government as referred in Note No.11 and 23:
- e) Note No.38(4) (a) Contingent Liability of the accompanying consolidated financial statements, which describes the uncertainty related to the outcome of the lawsuits filed and demands raised against the Group and its jointly controlled entities by various parties and Government authorities which also includes demand received by four subsidiary companies within the Group during the year towards penalty for mining of coal in excess of the environmental clearances limit in respect of 116 mines;

Our opinion on the consolidated financial statements, and our report on "Other Legal and Regulatory Requirements" below, is not qualified in respect of the above matters.

## Other Matters

- a) Our Audit Report dated 29<sup>th</sup> May 2018 on financial statement as approved by the Board of Directors of the Holding Company is revised on the basis of observation of the Comptroller & Auditor General of India to add 8 mines on account of a subsidiary company to increase the number of mines to 116 in clause (e) of the "Emphasis of Matters" paragraph above and in Point No.-4 of Additional-Directions in Annexure-A to the Auditors report below and to amend clause (d) of the "Emphasis of Matters" above on bank guarantee as per the revised auditors report of another subsidiary company.  
Our audit procedure on events subsequent to the date of the original report is restricted solely to the amendment made in clause (d) and (e) of the "Emphasis of Matters" paragraph above and in Point No.-4 of Additional-Directions in Annexure-A to the Auditors report below.
- b) We did not audit the financial statements of nine subsidiary companies whose financial statements reflect total assets of ₹ 1,23,295.16 Crores (PY: ₹ 1,13,067.74 Crores) as at 31<sup>st</sup> March 2018, total revenue of ₹ 92,342.37 Crores (PY: ₹ 89,484.43 Crores) and net cash inflow of ₹ 378.68 Crores (PY: Loss of ₹ 1131.38 Crores) for the year ended on that date, as considered in the consolidated financial statements. These financial statements have been audited by other auditors whose reports have been furnished to us by the management and our opinion on the consolidated financial statements, in so far as it relates to the amounts and disclosures included in respect of these subsidiary companies, and our report in terms of sub-section (3) and (11) of Section 143 of the Act, in so far as it relates to the aforesaid subsidiary companies, is based solely on the reports of the other auditors.
- c) We did not audit the financial statements of four jointly controlled entities whose financial statements reflect Holding Company's share of profit of ₹ 0.44 Crores (PY: Loss of ₹ 1.76 Crores) for the year ended 31<sup>st</sup> March 2018 as considered in the consolidated financial statements. The financial statements of two jointly controlled entities namely International Coal Ventures Private Limited and Hindustan Urvarak & Rasayan Limited have been audited by others auditors, whose reports have been furnished to us by the Holding Company's management and in case of CIL-NTPC Urja Private Limited and Talcher Fertilizers Limited, unaudited financial statements have been considered for consolidation and our opinion on the consolidated financial statements, in so far as it relates to the amounts and disclosures included in respect of these jointly controlled entities, and our report in terms of sub-section (3) and (11) of Section 143 of the Act, in so far as it relates to the aforesaid jointly controlled entities, is based solely on the reports of the other auditors and unaudited financial statements furnished to us by the Holding Company's management.
- d) The consolidated financial statements include the financial statements of one foreign subsidiary company i.e. Coal India Africana Limitada, the accounts of which have been prepared as per General Accounting Plan for small entities in Mozambique (PGC-PE) and audited by the auditor of Mozambique. No adjustment have been made for the differences between such financial statements prepared as per General Accounting Plan for small entities in Mozambique (PGC-PE) and Indian Generally Accepted Accounting Principles (GAAP) being insignificant as per the management and which have been relied upon by us. Our opinion is based solely on the report of other auditor. [Refer Note No.38 (1) (xii) of the consolidated financial statements]

Our opinion on the consolidated financial statements, and our report on Other Legal and Regulatory Requirements below, is not qualified in respect of above matters with respect to our reliance on the work done by the other auditors and their reports and unaudited financial statements as certified by the management.

## Report on Other Legal and Regulatory Requirements

- 1) Companies (Auditor's Report) Order, 2016 ("the Order") issued by the central government of India in terms of the sub-section (11) of section 143 of the Act, is not applicable on the consolidated financial statements as referred in proviso to Para 2 of the said Order.



- 2) As required under Section 143(5) of the Companies Act, 2013, we give in the "Annexure-A", a statement on the directions issued by The Comptroller and Auditor General of India after complying with their suggested methodology of Audit, the action taken thereon and its impact on the accounts and financial statements of the Group. This statement has been prepared incorporating the observations of the Auditors' of the subsidiary companies mentioned in their reports.
- 3) As required by Section 143 (3) of the Act, we report that:
- a) we have sought and obtained all the information and explanations which to the best of our knowledge and belief were necessary for the purpose of our audit of the aforesaid consolidated financial statements read with as reported in clause (a) and (d) of the "Emphasis of Matters" paragraph above.
  - b) In our opinion, proper books of account as required by law relating to preparation of the aforesaid consolidated financial statements have been kept so far as it appears from our examination of those books and the reports of the other auditors.
  - c) the Consolidated Balance Sheet, the Consolidated Statement of Profit and Loss including other comprehensive income, the Consolidated statement of Cash Flows and the Consolidated statement of changes in Equity dealt with by this Report are in agreement with the relevant books of account maintained for the purpose of preparation of the consolidated financial statements;
  - d) in our opinion, the aforesaid consolidated financial statements comply with the Indian Accounting Standards specified under Section 133 of the Act, read with the relevant rules issued thereunder;
  - e) in pursuance to the Notification No. G.S.R 463(E) dated 05-06-2015 issued by the Ministry of Corporate Affairs, Section 164(2) of the Companies Act, 2013 pertaining to disqualification of directors, is not applicable to the Government Companies.
  - f) with respect to the adequacy of the internal financial controls over financial reporting of the Holding Company, its subsidiary companies and jointly controlled entities incorporated in India and the operating effectiveness of such controls, refer to our separate report in "Annexure-B".
  - g) with respect to the other matters to be included in the Auditors' Report in accordance with Rule 11 of the Companies (Audit and Auditors) Rules, 2014, in our opinion and to the best of our information and according to the explanations given to us and based on the consideration of reports of the other auditors in case subsidiary companies and jointly controlled entities as noted in the "Other Matters" paragraph above:
    - i. The consolidated financial statements disclose the impact of pending litigations on the consolidated financial position of the Group and its jointly controlled entities.[Refer Note No.38(4A)(a) of the accompanying consolidated financial statements]
    - ii. The Group and its jointly controlled entities did not have any long-term contracts including derivative contracts for which there were any material foreseeable losses.
    - iii. There has been no delay in transferring the amounts, required to be transferred, to the Investor Education and Protection Fund.

For **CHATURVEDI & CO.**

Chartered Accountants

Firm Regn. No.302137E

Sd/-

**S.C.Chaturvedi**

Partner

Mem.No.012705

Place: Kolkata

Dated: July 31, 2018



# COAL INDIA LIMITED

A MAHARATNA COMPANY

## "Annexure-A" to the Independent Auditors' Report

[Referred to in Paragraph 2 of "Report on Other Legal and Regulatory requirements" section of our Audit Report]

### Part-I

Sl. No.	Details/ Directions	Auditors' Reply	Action Taken and Impact on Accounts & Financial Statements
1.	Whether the company has clear title/lease deeds for freehold and leasehold land respectively? If not, please state the area of freehold and leasehold land for which title/lease deeds are not available?	Title deeds/lease deeds / other evidences of titles are available for freehold and leasehold lands in substantial cases. In some cases, title deed / lease deed / other evidences of title for freehold lands and leasehold lands are not available during the course of the audit. In certain other cases reconciliation is under progress. In absence of proper information, quantification is not possible. In certain cases, value of land is 'nil' in financial records.	Financial impact cannot be ascertainable.
2.	Whether there are any cases of waiver/ write-off of debts/ loans/ interest etc., if yes, the reasons there for and the amount involved.	During the year, the Group has written-off INR 260.56 Crores towards doubtful debts and doubtful advances etc. excluding the amount involved within the Group and against which, provision of INR 259.84 Crores was made in earlier years.	There is a financial impact of INR 0.72 Crores after setting of provision of INR 259.84 Crores thereagainst on the consolidated financial statements.
3.	Whether proper records are maintained for inventories lying with third parties & assets received as gift/grant(s) from the Government or other authorities.	Based on the information available, no inventories are lying with third parties and no assets were received as gift from Govt. or other authorities except INR 12.60 Crores received by Northern Coalfields Limited (a subsidiary company) as CCDAs Grant from Ministry of Coal towards reimbursement of expenditure for development of transportation infrastructure in coalfields areas (Khadia Project).The same has been credited in separate account and shown under the head "Other Non-current Liabilities" Note-22 to the consolidated financial statements. However proper records wherever necessary are maintained for inventories lying with third parties and assets received as gift/grant(s) from the Government or other authorities.	There is no impact on the consolidated financial statements.

### Additional -Directions

### Part-II

Sl. No.	Details/ Directions	Auditors' Reply	Action Taken and Impact on Accounts & Financial Statements
1.	Whether coal stock measurement was done keeping in view the contour map. Whether physical stock measurement reports are accompanied by contour map in all cases? Whether approval of the competent authority was obtained for new heap, if any, created during the year?	The stock measurement was done keeping in view the contour map and the same is available with the reports of stock measurement. The new heaps have been created with the approval of the competent authority.	Yes. There is no impact on the consolidated financial statements.
2.	Whether the company conducted the physical verification exercise of asset and properties at the time of merger/split/restructure of an area. If so, whether the concerned subsidiary followed the requisite procedure?	As per the information and explanations given by the management, there is no such merger/ split / restructure of an area during the year at the Holding Company.  In case of subsidiary companies:-	No impact on Accounts and consolidated financial statements.



Sl. No.	Details/ Directions	Auditors' Reply	Action Taken and Impact on Accounts & Financial Statements
		<p>(i) at Bharat Coking Coal Limited, simlabahal colliery of PB area has been merged to Bastacolla area during the year and area management has conducted physical verification as reported by the other auditor in their audit report.</p> <p>(ii) at Mahanadi Coalfields Limited, Anant OCP has been transferred from Bharatpur area to Jagannath area during the year and physical verification of fixed assets was done by the Internal auditors as reported by the other auditor audited the accounts of that subsidiary company.</p> <p>Besides above, there are no other cases of merger/ split / restructure of an area during the year at subsidiary companies as reported by other auditors who audited the accounts of those subsidiary companies.</p>	
3.	Whether separate Escrow Accounts for each mine has been maintained in CIL and its Subsidiary companies. Also examine the utilization of the fund of the account.	Separate escrow accounts for each mine have been maintained in CIL and its subsidiary companies except escrow accounts for four mines in Central Coalfields Limited have not been opened as reported by their auditor. No such fund, as explained by the management of the Holding Company and as reported by the auditors of subsidiary companies has been withdrawn during the year.	There is no impact on the consolidated financial statements.
4.	Whether impact of penalty for illegal mining as imposed by the Hon'ble supreme court has been duly considered and accounted for?	As reported by the auditors of the subsidiary companies and as explained to us, penalty of ₹ 41,209.75 Crores in respect of 116 mines for illegal mining imposed as per the order of the Hon'ble Supreme Court by the State Governments during the year on four subsidiary companies of the Group which have been considered in the accounts as "Contingent liabilities" as executions of said demand notices has been stayed by the competent authority.	There is no impact on the consolidated financial statements.
5.	If the audittee has computerized its operation or any part of it, you should assess and report, how much of the data in the company is in electronic format. Which of the major areas such as Financial accounting, Sales accounting, Personal information, Pay-roll Materials, Inventory Management etc. have been computerized, and its impact on your work in auditing the accounts.	In case of Coal India Limited, Financial Accounting, Sales Accounting, Personal Information, Pay-roll, Materials, Inventory Management have been computerized and day to day transactions data are kept in electronic form, which have facilitated better audit environment. At the year-end hard copies of certain required documents are kept in physical form. However uniform and comprehensive ERP system needs to be introduced to integrate all offices and units of the Holding Company and subsidiary companies for better management and controls. Auditors of the subsidiary companies have not commented on the matter in their respective audit reports.	No impact on the consolidated financial statements.

For **CHATURVEDI & CO.**

Chartered Accountants

Firm Regn. No.302137E

**S.C.Chaturvedi**

Partner

Mem.No.012705

**Place:** Kolkata

**Date:** July 31, 2018



## “Annexure-B” to the Independent Auditors’ Report

### Report on the Internal Financial Controls under Clause (i) of Sub-section 3 of Section 143 of the Companies Act, 2013 (“the Act”)

In conjunction with our audit of the consolidated financial statements of the Company as of and for the year ended 31<sup>st</sup> March 2018, we have audited the internal financial controls over financial reporting of Coal India Limited (hereinafter referred as “the Holding Company”), and considered reports of auditors of its subsidiary companies and jointly controlled entities, which are companies incorporated in India, as of that date.

#### **Management’s Responsibility for Internal Financial Controls**

The respective Board of Directors of the Holding Company, its subsidiary companies and its jointly controlled entities, which are companies incorporated in India, are responsible for establishing and maintaining internal financial controls based on the essential components of internal control stated in the Guidance Note on Audit of Internal Financial Controls Over Financial Reporting issued by the Institute of Chartered Accountants of India (ICAI). These responsibilities include the design, implementation and maintenance of adequate internal financial controls that were operating effectively for ensuring the orderly and efficient conduct of its business, including adherence to the respective Company’s policies, the safeguarding of its assets, the prevention and detection of frauds and errors, the accuracy and completeness of the accounting records, and the timely preparation of reliable financial information, as required under the Companies Act, 2013.

#### **Auditors’ Responsibility**

Our responsibility is to express an opinion on the Company’s internal financial controls over financial reporting based on our audit. We conducted our audit in accordance with the Guidance Note on Audit of Internal Financial Controls over Financial Reporting (the “Guidance Note”) and the Standards on Auditing, issued by ICAI and deemed to be prescribed under section 143(10) of the Companies Act, 2013, to the extent applicable to an audit of internal financial controls, both issued by the Institute of Chartered Accountants of India. Those Standards and the Guidance Note require that we comply with ethical requirements and plan and perform the audit to obtain reasonable assurance about whether adequate internal financial controls over financial reporting was established and maintained and if such controls operated effectively in all material respects.

Our audit involves performing procedures to obtain audit evidence about the adequacy of the internal financial controls system over financial reporting and their operating effectiveness. Our audit of internal financial controls over financial reporting included obtaining an understanding of internal financial controls over financial reporting, assessing the risk that a material weakness exists, and testing and evaluating the design and operating effectiveness of internal control based on the assessed risk. The procedures selected depend on the auditor’s judgment, including the assessment of the risks of material misstatement of the financial statements, whether due to fraud or error.

We believe that the audit evidence we have obtained and the audit evidence obtained by the other auditors in terms of their reports referred to in the “Other Matters” paragraph below, is sufficient and appropriate to provide a basis for our audit opinion on the Company’s internal financial controls system over financial reporting.

#### **Meaning of Internal Financial Controls over Financial Reporting**

A Company’s internal financial control over financial reporting is a process designed to provide reasonable assurance regarding the reliability of financial reporting and the preparation of financial statements for external purposes in accordance with generally accepted accounting principles. A Company’s internal financial control over financial reporting includes those policies and procedures that (1) pertain to the maintenance of records that, in reasonable detail, accurately and fairly reflect the transactions and dispositions of the assets of the Company; (2) provide reasonable assurance that transactions are recorded as necessary to permit preparation of financial statements in accordance with generally accepted accounting principles, and that receipts and expenditures of the Company are being made only in accordance with authorizations of management and directors of the Company; and (3) provide reasonable assurance regarding prevention or timely detection of unauthorized acquisition, use, or disposition of the Company’s assets that could have a material effect on the financial statements.

#### **Inherent Limitations of Internal Financial Controls over Financial Reporting**

Because of the inherent limitations of internal financial controls over financial reporting, including the possibility of collusion or improper management override of controls, material misstatements due to error or fraud may occur and not be detected. Also, projections of any



evaluation of the internal financial controls over financial reporting to future periods are subject to the risk that the internal financial control over financial reporting may become inadequate because of changes in conditions, or that the degree of compliance with the policies or procedures may deteriorate.

#### Opinion

According to the information and explanations given to us, and based on our audit of the Holding Company and auditors reports of its subsidiary companies and jointly controlled entities, which are companies incorporated in India, in our opinion, have generally maintained, in all material respects, an adequate internal financial controls over financial reporting and such internal financial controls over financial reporting were generally operating effectively as of 31<sup>st</sup> March 2018 based on the internal control over financial reporting criteria established by the Company considering the essential components of internal controls stated in the "Guidance Note on Audit of Internal Financial Controls over Financial Reporting" issued by the Institute of Chartered Accountants of India. However certain areas need further improvement in designing the "Documentation on Internal Financial Controls" of the Holding Company by way of identifying the significant account balances of expenses, income, assets & liabilities including the fixed assets accounting, incorporating the process flow by which the aforesaid transactions are initiated, authorized, processed, recorded, and reported at departmental level. How the system is integrated to departments to capture the transactions that relates to the financial statements and events/conditions and other transactions that are significant to the financial statements so as to fulfill objectives of control criteria established by the Company. Financial reporting process can be further improved by way of introducing integrated ERP system of accounting especially in case of compilation of information and data for financial reporting process and for better internal controls. Internal audit is concurrently done in the Group. Regularity of Internal audit, its reports and follow-up action thereon should be timely ensured. As reported by other auditor in case of one subsidiary company, internal control system with regard to fixed assets, inventory, scraps etc. is required to be further strengthened.

However, our opinion is not qualified in the above respect.

#### Other Matters

Our aforesaid report under Section 143(3)(i) of the Act on the adequacy and operating effectiveness of the internal financial controls over financial reporting, in so far as it relates to eight subsidiary companies and four jointly controlled entities which are companies incorporated in India, is based on the corresponding reports of the auditors of such companies incorporated in India and as per the certification of the management.

For **CHATURVEDI & CO.**

Chartered Accountants

Firm Regn. No.302137E

**S.C.Chaturvedi**

Partner

Mem.No.012705

**Place:** Kolkata

**Date:** July 31, 2018



### Observations of Auditor on Standalone Financial Statements And Management Explanation

SL No.	Observation	Management Explanation
	<b>Emphasis of Matter in Audit Report</b>	
1	Certain balances of loans, other financial assets, trade receivables, other current & non-current assets, trade payables, other financial liabilities and other current liabilities have not been confirmed. Consequential impact on confirmation/reconciliation/adjustment of such balances (which will not be material as per management), if any is not ascertainable.	<p>There is an established system of seeking balance confirmations from all relevant parties. While generally response from the parties are obtained, in certain cases balance confirmation from the parties are not received.</p> <p>Trade receivables are reconciled on regular basis and joint reconciliation statements are also signed by both the parties.</p> <p>Other Loans and Advances/Receivables/current and Non-current assets are regularly scrutinised in the normal course of business. Similarly, trade payables/other financial liabilities/ other current liabilities are also scrutinized regularly.</p> <p>In appropriate cases, when amounts are considered to be doubtful the same is provided for. Similarly, in cases where an amount is considered as not payable, such amounts are written back.</p> <p>Further, the balances are confirmed with reference to the subsequent payments/ receipts.</p>
2	Note No.7 refers to an aggregate Investment of ` 9963.52 Crores (as at 31 <sup>st</sup> March 2017: ` 9688.42 Crores) in its wholly owned subsidiary companies have been shown at book value. As explained by the management, the investment in these subsidiary companies is long term and of strategic in nature and the performance of these subsidiary companies is improving. The management is of the opinion that no provisioning is required against the erosion of ` 5278.75 Crores (as at 31 <sup>st</sup> March 2017: ` 3169.84 Crores) in the value of Investment, as the same is of temporary in nature.	The matter has been explained in foot note 1 of Note 7 (Investment) in Financial Statements. Hence, no further comments.
3	Note No.38(4) (a) Contingent Liability of the accompanying standalone financial statements, which describes the uncertainty related to the outcome of the lawsuits filed and demands raised against the Company by various parties and Government authorities.	This has been explained in Note No.38 (4) (a) - Contingent Liability of financial statements. Hence, no further comments.
<b>Annexure – A to the Independent Auditor’s Report Companies (Auditor’s Report) Order, 2016 (“the Order”) issued by the Central Government of India in terms of sub-section (11) of section 143 of the Act</b>		
4	The Company has maintained proper records showing full particulars, including quantitative details and situation of fixed assets except for assets at Regional sales offices. Further certain details as regards to purchase orders reference, date of commissioning, location, identification and codifications etc. of some movable tangible assets needs to be updated. Location details and area of freehold and leasehold land also needs to be updated in the fixed asset register and need to be reconciled with the revenue records maintained by the local authority	<p>The company maintains proper records showing full particulars including quantitative details and situation of fixed assets.</p> <p>However, in respect of Fixed Assets located at the Regional Sales Offices (RSOs), which are not material in value, certain details such as, purchase orders reference, date of commissioning, location, identification and codifications etc. are being updated. Even though, location details and area of freehold and leasehold lands maintained in the fixed asset register are mostly reconciled with revenue records maintained by the local authority and is further updated from time to time.</p>
5	The fixed assets located at Head quarter, North Eastern Coalfields (NEC), various Regional Sales offices and other offices have been physically verified periodically as certified by the management. Pending for reconciliation and adjustment in the books of accounts, discrepancies noticed on such verification were not material as per the management. The process should be further improved by having a well- defined Programme of physical verification to cover all the assets in phased manner.	<p>The Fixed Asset of the company have been physically verified periodically and all material discrepancies arising out of such verification/reconciliation have been adjusted in the books of accounts. Certain discrepancies which are not material are being reconciled for further adjustment.</p> <p>The company reviews the process of physical verification for further improvement on a regular basis.</p>



SL No.	Observation	Management Explanation																																																					
6	According to the information and explanations given to us and on the basis of our examination of the records of the Company, title deeds, lease deeds and/or other evidences of title of freehold land amounting ` 12.15 Crores and for leasehold land amounting ` 0.92 Crores have been verified by us and the same are held in the name of the Company. At NEC, 946.51 hectares of freehold land and 4489.82 hectares of leasehold land were acquired by the company or came in the possession of the company on Nationalization, for which 'nil' value is recorded in the books of accounts. Out of the above, title deeds and other evidences of title for freehold land are available except for 4.23 hectares and in case of leasehold land, documents for title in many cases either not available or could not be properly identified to the concerned leasehold land.	A substantial portion of freehold and leasehold land were acquired by the company or came in the possession of the company on Nationalisation, for which no value has been recorded in the books. Further, for transfer of assets acquired/ possessed on nationalization, deed of conveyance was not required to be executed in terms of GSR/345E dated 09.07.1973.																																																					
7	According to the information and explanations given to us and as per the records of the Company examined by us, following dues of income tax and central excise were in arrears as at 31 <sup>st</sup> March 2018: - ( in crore)	This is statement of fact. Most of the disputed issues have already been decided in favour of the company either before the CIT (Appeals) or before the Hon'ble ITAT. Further, Company has also made adequate provision wherever required.																																																					
	<table border="1"> <thead> <tr> <th>Name of the Statute</th> <th>Nature of Dues</th> <th>Gross Amount under dispute</th> <th>Period to which the amount relates (FY)</th> <th>Forum where the dispute is pending</th> <th>Amount deposited under protest</th> <th>Amount not deposited</th> </tr> </thead> <tbody> <tr> <td rowspan="6">Income Tax Act</td> <td rowspan="6">Income Tax</td> <td>55.20</td> <td>2010-2011</td> <td>ITAT</td> <td>20.00</td> <td>35.20</td> </tr> <tr> <td>64.90</td> <td>2011-2012</td> <td>ITAT</td> <td>53.00</td> <td>11.90</td> </tr> <tr> <td>80.00</td> <td>2006-2007</td> <td>ITAT</td> <td>20.00</td> <td>60.00</td> </tr> <tr> <td>110.15</td> <td>2005-2006</td> <td>ITAT</td> <td>54.32</td> <td>55.83</td> </tr> <tr> <td>84.78</td> <td>2012-2013</td> <td>CIT (Appeal)</td> <td>0.00</td> <td>84.78</td> </tr> <tr> <td>115.04</td> <td>2013-2014</td> <td>CIT (Appeal)</td> <td>0.00</td> <td>115.04</td> </tr> <tr> <td><b>Total</b></td> <td></td> <td><b>510.07</b></td> <td></td> <td></td> <td><b>147.32</b></td> <td><b>362.75</b></td> </tr> <tr> <td>Central Excise Act, 1944</td> <td>Central Excise</td> <td>2.22</td> <td>2010-11 to 2014-15</td> <td>CESTAT</td> <td>0.17</td> <td>2.05</td> </tr> </tbody> </table>	Name of the Statute	Nature of Dues	Gross Amount under dispute	Period to which the amount relates (FY)	Forum where the dispute is pending	Amount deposited under protest	Amount not deposited	Income Tax Act	Income Tax	55.20	2010-2011	ITAT	20.00	35.20	64.90	2011-2012	ITAT	53.00	11.90	80.00	2006-2007	ITAT	20.00	60.00	110.15	2005-2006	ITAT	54.32	55.83	84.78	2012-2013	CIT (Appeal)	0.00	84.78	115.04	2013-2014	CIT (Appeal)	0.00	115.04	<b>Total</b>		<b>510.07</b>			<b>147.32</b>	<b>362.75</b>	Central Excise Act, 1944	Central Excise	2.22	2010-11 to 2014-15	CESTAT	0.17	2.05	
Name of the Statute	Nature of Dues	Gross Amount under dispute	Period to which the amount relates (FY)	Forum where the dispute is pending	Amount deposited under protest	Amount not deposited																																																	
Income Tax Act	Income Tax	55.20	2010-2011	ITAT	20.00	35.20																																																	
		64.90	2011-2012	ITAT	53.00	11.90																																																	
		80.00	2006-2007	ITAT	20.00	60.00																																																	
		110.15	2005-2006	ITAT	54.32	55.83																																																	
		84.78	2012-2013	CIT (Appeal)	0.00	84.78																																																	
		115.04	2013-2014	CIT (Appeal)	0.00	115.04																																																	
<b>Total</b>		<b>510.07</b>			<b>147.32</b>	<b>362.75</b>																																																	
Central Excise Act, 1944	Central Excise	2.22	2010-11 to 2014-15	CESTAT	0.17	2.05																																																	
<b>Annexure-B" to the Independent Auditors' Report a Statement on the Directions issued by the Comptroller and Auditor General of India</b>																																																							
8	According to the information and explanations given to us and on the basis of our examination of the records of the Company, title deeds, lease deeds and/or other evidences of title of freehold land amounting ` 12.15 Crores and for leasehold land amounting ` 0.92 Crores have been verified by us and the same are held in the name of the Company. At NEC, 946.51 hectares of freehold land and 4489.82 hectares of leasehold land were acquired by the company or came in the possession of the company on Nationalization, for which 'nil' value is recorded in the books of accounts. Out of the above, title deeds and other evidences of title for freehold land are available except for 4.23 hectares and in case of leasehold land, documents for title in many cases either not available or could not be properly identified to the concerned leasehold land.	A substantial portion of freehold and leasehold land were acquired by the company or came in the possession of the company on Nationalisation, for which no value has been recorded in the books. Further, for transfer of assets acquired/possessed on nationalization, deed of conveyance was not required to be executed in terms of GSR/345E dated 09.07.1973.																																																					
9	Financial accounting, Sales accounting, personal information, pay-roll, materials, inventory management have been computerized and day to day transactions data are kept in electronic form, which have facilitated better audit environment. At the year-end hard copies of certain required documents are kept in physical form.  However uniform and comprehensive ERP system needs to be introduced to integrate all offices and units of the company for better management & controls.	The company has initiated necessary action for introduction of an ERP system to integrate all office and units for better management and controls.																																																					



# COAL INDIA LIMITED

A MAHARATNA COMPANY

**Annexure-C” to the Independent Auditors’ Report on the Internal Financial Controls under Clause (i) of Sub-section 3 of Section 143 of the Companies Act, 2013 (“the Act”)**

Sl No.	Observation	Management Explanation
10	<p>According to the information and explanations given to us and based on our audit, in our opinion, the Company has generally maintained, in all material respects, an adequate internal financial controls over financial reporting and such internal financial controls over financial reporting were generally operating effectively as of 31st March 2018 based on the internal control over financial reporting criteria established by the Company considering the essential components of internal controls stated in the “Guidance Note on Audit of Internal Financial Controls over Financial Reporting” issued by the Institute of Chartered Accountants of India. However certain areas need further improvement in designing the “Documentation on Internal Financial Controls” of the Company by way of identifying the significant account balances of expenses, income, assets &amp; liabilities including the fixed assets accounting, incorporating the process flow by which the aforesaid transactions are initiated, authorized, processed, recorded, and reported at departmental level. How the system is integrated to departments to capture the transactions that relates to the financial statements and events/conditions and other transactions that are significant to the financial statements so as to fulfil objectives of control criteria established by the Company. Financial reporting process can be further improved by way of introducing integrated ERP system of accounting especially in case of compilation of information and data for financial reporting process and for better internal controls. Internal audit is concurrently done in the company. Regularity of Internal audit, its reports and follow-up action thereon should be timely insured.</p>	<p>The company has a robust Internal Control System and processes for smooth and efficient conduct of business and complies with relevant laws and regulations. A comprehensive delegation of powers exists for smooth decisionmaking. Elaborate guidelines for preparation of accounts are followed for uniform compliance. Further, all the key functional areas are governed by respective operating manuals. In order to ensure that all checks and balances are in place and all Internal Control Systems are in order, regular and exhaustive internal audits are conducted by experienced firms of accountants in close co-ordination with the company’s Internal Audit Department.</p> <p>The management has taken necessary steps for further improvement in designing the documentation of internal financial controls incorporating the business process flow, including procedure of integrating the transactions for its proper translation in the financial records. The company has also initiated necessary action for introduction of an ERP system to integrate the entire business process including the system of accounting, compilation of information/data, to ensure that the financial reporting process is comprehensive.</p>



## ANNEXURE 5(A)

## Observation of Auditors on Consolidated Financial Statements and Management Explanation

SL No.	Observation	Management Explanation
	<b>Emphasis of Matter in Audit Report</b>	
1	Certain Balances of Loans, other financial assets, trade receivables, other current & Non-current assets, trade payables, other financial liabilities and other current liabilities have not been confirmed. Consequential impact on confirmation/reconciliation/adjustment of such balances (which will not be material as per management), if any is not ascertainable.	<p>There is an established system of seeking balance confirmations from all relevant parties. While, generally response from the parties are obtained, in certain cases balance confirmation from the parties are not received.</p> <p>Trade receivables are reconciled on regular basis and joint reconciliation statements are also signed by both the parties.</p> <p>Other Loans and Advances/Receivables/current and Non-current assets are regularly scrutinised in the normal course of business. Similarly, trade payables/other financial liabilities / other current liabilities are also scrutinized regularly.</p> <p>In appropriate cases, when amounts are considered to be doubtful the same is provided for. Similarly, in cases where an amount is considered as not payable, such amounts are written back.</p> <p>Further, the balances are confirmed with reference to the subsequent payments/ receipts.</p>
2	Women director has not been appointed in the Board as per the provisions of the Companies Act, 2013 as reported by the auditors in case of one subsidiary company within the Group	The issue has been taken up with appropriate authorities.
3	The financial statements of Coal India Africana Limitada i.e. foreign subsidiary of the Holding Company showed a negative net worth of INR 29.32 Crores as at 31 <sup>st</sup> March 2018 as reported by the other auditor who audited the financial statements of that subsidiary company. Further the auditor reported that under the current Mozambique commercial code Article 119 states that the net worth of the company cannot be less than 50% of the issued capital and if this situation arises, necessary measures are to be taken at General Assembly of the company to be approved by the Quota holder in order to avoid the application of remedial actions referred in the said Article 119 of the Mozambique commercial code.	CIL has from time to time infused fund in CIAL, Mozambique. Steps have been initiated to convert these amounts lying in CIAL into equity to comply with the provisions of Article 119 of Mozambique Commercial Code.
4	As reported by the auditors of one subsidiary company, bank guarantee of ` 111.24 Crores which was originally furnished in favor of the President of India through Ministry of Coal, reduced to ` 22.248 Crores as per the order of Hon'ble High Court and accordingly the subsidiary company furnished the Bank Guarantee bearing no.50/48 issued by SBI, Talcher valid up to 28-02-2018. The subsidiary company has initiated the process of renewal of the Bank Guarantee. In case of another subsidiary company, non preparation of Final Closure Plan for mines and corresponding adjustments in "Site Restoration/Mine Closure A/c", amount unascertained. Further regarding ultimate recoverability of the amount due from customers towards "Royalty and Cess" against the amount payable to state Government as referred in Note No.11 and 23:	<p>The matter relates to Bank Guarantee furnished by one of the second layer (60% holding) subsidiary company of CIL. The issue of proposed encashment of bank guarantee for non-fulfilment of production target has been challenged at Delhi High Court. As per the Interim Court Order Bank Guarantee of ` 22.25 crore have been kept alive by the second layer subsidiary as the earlier Bank Guarantee of ` 111.24 crore has expired. CIL has disclosed the same in its Consolidated Financial Statements as foot note below note no. 15.</p> <p>The issue relates to foreclosure of 9 mine and closure of one mine carried out as per the approval of the Board of the one of the subsidiary. The preparation of the final mine closure plan which is taken up towards the closure of a mine has been initiated, in these cases due to foreclosure. Ultimate recoverability of Royalty and Cess has been disclosed in Footnote of Note no. 11 of Consolidated Financial Statement. Hence, no further comment.</p>



# COAL INDIA LIMITED

A MAHARATNA COMPANY

SL No.	Observation	Management Explanation
	<b>Emphasis of Matter in Audit Report</b>	
5	Note No.38(4A)(a) Contingent Liability of the accompanying consolidated financial statements, which describes the uncertainty related to the outcome of the lawsuits filed and demands raised against the Group and its jointly controlled entities by various parties and Government authorities which also includes demand received by four subsidiary companies within the Group during the year towards penalty for mining of coal in excess of the environmental clearances limit in respect of 116 mines.	Following the judgement of the Hon'ble Supreme Court of India in the case of Common Cause vs. Union of India and others (W.P.(C) No.114 of 2014, certain District mining officers in two states, issued demand notices for certain mines in four subsidiaries on the ground that the production in these mines exceeded the available environmental clearances limits. The issue involved in the case before the Supreme Court was however related to minerals other than coal. The subsidiaries have duly filed revision petition against the above demand, before the Hon'ble Coal Tribunal, Ministry of Coal, Govt. of India, the adjudicating authority under the MMDR Act. The Revisional Authority, Ministry of Coal, Govt. of India, while admitting the revision petition, vide their interim order had stayed the execution of the demand till further orders.
<b>Annexure – A to the Independent Auditor's Report a statement on the directions issued by The Comptroller and Auditor General of India</b>		
6	Title deeds/lease deeds / other evidences of titles are available for freehold and leasehold lands in substantial cases. In some cases, title deed / lease deed / other evidences of title for freehold lands and leasehold lands are not available during the course of the audit. In certain other cases reconciliation is under progress. In absence of proper information, quantification is not possible.  In certain cases, value of land is 'nil' in financial records.	A substantial portion of freehold and leasehold land were acquired by the company or came in the possession of the company on Nationalisation, for which no value has been recorded in the books. It may be mentioned that for transfer of assets acquired/ possessed on nationalization, deed of conveyance was not required to be executed in terms of GSR/345E dated 09.07.1973.
7	Separate escrow accounts for each mine have been maintained in CIL and its subsidiary companies except escrow accounts for four mines in Central Coalfields Limited have not been opened as reported by their auditor. No such fund, as explained by the management of the Holding Company and as reported by the auditors of subsidiary companies has been withdrawn during the year.	Claiming refund from escrow account for mine closure is a continuous process. Central Coalfields Ltd. is in the process of identifying and ascertaining the amount incurred for withdrawal from Escrow Account. Adjustment of the same will be done on completion of the prescribed formalities as per Mine Closure Plan.
8	As reported by the auditors of the subsidiary companies and as explained to us, penalty of ₹ 41,209.75 Crores respect of 116 mines for illegal mining imposed as per the order of the Hon'ble Supreme Court by the State Governments during the year on four subsidiary companies of the Group which have been considered in the accounts as "Contingent Liabilities" as executions of said demand notices has been stayed by the competent authority.	Following the judgement of the Hon'ble Supreme Court of India in the case of Common Cause vs. Union of India and others (W.P.(C) No.114 of 2014, certain District mining officers in two states, issued demand notices for certain mines in four subsidiaries on the ground that the production in these mines exceeded the available environmental clearances limits. The issue involved in the case before the Supreme Court was however, related to minerals other than coal.  The subsidiaries have duly filed revision petition against the above demand, before the Hon'ble Coal Tribunal, Ministry of Coal, Govt. of India, the adjudicating authority under the MMDR Act. The Revisional Authority, Ministry of Coal, Govt. of India, while admitting the revision petition, vide their interim order had stayed the execution of the demand till further orders.



SL No.	Observation	Management Explanation
	<b>Emphasis of Matter in Audit Report</b>	
9	<p>In case of Coal India Limited, Financial Accounting, Sales Accounting, Personal Information, Pay-roll, Materials, Inventory Management have been computerized and day to day transactions data are kept in electronic form which have facilitated better audit environment. At the year end hard copies of certain required documents are kept in physical form. However uniform and comprehensive ERP system needs to be introduced to integrate all offices and units of the holding company and subsidiary companies for better management and controls.</p> <p>Auditors of the subsidiary companies have not commented on the matter in their respective audit reports.</p>	<p>The company has initiated necessary action for introduction of an ERP system to integrate all office and units for better management and controls.</p>
	<b>Annexure – B to the Independent Auditor’s Report on the Internal Financial Controls under Clause (i) of Sub-section 3 of Section 143 of the Companies Act, 2013 (“the Act”)</b>	
10	<p>According to the information and explanations given to us, and based on our audit of the Holding Company and auditors reports of its subsidiary companies and jointly controlled entities, which are companies incorporated in India, in our opinion, have generally maintained, in all material respects, an adequate internal financial controls over financial reporting and such internal financial controls over financial reporting were generally operating effectively as of 31st March 2018 based on the internal control over financial reporting criteria established by the Company considering the essential components of internal controls stated in the “Guidance Note on Audit of Internal Financial Controls over Financial Reporting” issued by the Institute of Chartered Accountants of India. However certain areas need further improvement in designing the “Documentation on Internal Financial Controls” of the holding company by way of identifying the significant account balances of expenses, income, assets &amp; liabilities including the fixed assets accounting, incorporating the process flow by which the aforesaid transactions are initiated, authorized, processed, recorded, and reported at departmental level. How the system is integrated to departments to capture the transactions that relates to the financial statements and events/ conditions and other transactions that are significant to the financial statements so as to fulfil objectives of control criteria established by the Company. Financial reporting process can be further improved by way of introducing integrated ERP system of accounting especially in case of compilation of information and data for financial reporting process and for better internal controls. Internal audit is concurrently done in the Group. Regularity of internal audit, its reports and follow-up action thereon should be timely ensured. As reported by other auditor in case of one subsidiary company, internal control system with regard to fixed assets, inventory, scraps etc. is required to be further strengthened.</p>	<p>The company has a robust Internal Control System and processes for smooth and efficient conduct of business and complies with relevant laws and regulations. A comprehensive delegation of powers exists for smooth decision making. Elaborate guidelines for preparation of accounts are followed for uniform compliance. Further, all the key functional areas are governed by respective detailed operating manuals. In order to ensure that all checks and balances are in place and all Internal Control Systems are in order, regular and exhaustive internal audits are conducted by experienced firms of chartered accountants in close co-ordination with the company’s Internal Audit Department.</p> <p>The management has taken necessary steps for further improvement in designing the documentation of internal financial controls and professional Internal Auditor are undertaking a detailed review to further strengthen the controls.</p>



# COAL INDIA LIMITED

A MAHARATNA COMPANY

## ANNEXURE 6

### Subsidiary wise Coal Off-take

(Fig in Mill.Tonnes)

Company	2017-18			2016-17	Growth over last year	
	AAP Target	Achieved	% Achieved	Achieved	Abs.	%
ECL	47.000	43.629	92.8%	43.019	0.6	1.4%
BCCL	40.500	33.362	82.4%	34.919	-1.6	-4.5%
CCL	70.500	67.510	95.8%	60.934	6.6	10.8%
NCL	89.000	96.772	108.7%	83.491	13.3	15.9%
WCL	48.500	48.748	100.5%	39.497	9.3	23.4%
SECL	153.800	151.103	98.2%	137.670	13.4	9.8%
MCL	150.000	138.267	92.2%	143.013	-4.7	-3.3%
NEC	0.700	0.895	127.8%	0.777	0.1	15.1%
<b>CIL</b>	<b>600.000</b>	<b>580.284</b>	<b>96.7%</b>	<b>543.319</b>	<b>37.0</b>	<b>6.8%</b>

## ANNEXURE 7

### Sector-wise dispatch of coal & coal products

(Figs. In million tonnes)

Year	2017-18			2016-17	Growth over Last Year	
Sector	AAP Target	Despatch	% Satn.	Actual	Abs.	%
Power (Util)#	452.236	454.224	100.4%	425.397	28.8	6.8%
Steel*	4.490	3.143	70.0%	3.345	-0.2	-6.0%
Cement	7.090	4.835	68.2%	3.672	1.2	31.6%
Fertilizer	2.695	1.883	69.9%	2.145	-0.3	-12.2%
Others	134.669	117.390	87.2%	107.934	9.5	8.8%
<b>Despatch</b>	<b>601.180</b>	<b>581.475</b>	<b>96.7%</b>	<b>542.494</b>	<b>39.0</b>	<b>7.2%</b>

# Power house despatches in 2017-18 and 2016-17 includes despatches under special forward e-auction to power.

\* Despatch of washed coking coal & raw coking coal for direct feed, blendable coal to steel plants & to external washeries.

## ANNEXURE 8

### Dispatches of coal and coal products by various modes

(Figs. In million tonnes)

Year	2017-18			2016-17	Growth over Last Year	
Mode	AAP Target	Despatch	% Satn.	Actual	Abs.	%
Rail	334.196	307.310	92.0%	300.503	6.8	2.3%
Road	153.614	163.941	106.7%	138.944	25.0	18.0%
MGR	100.015	96.745	96.7%	89.031	7.7	8.7%
Other Modes	13.355	13.479	100.9%	14.016	-0.5	-3.8%
<b>Overall</b>	<b>601.180</b>	<b>581.475</b>	<b>96.7%</b>	<b>542.494</b>	<b>39.0</b>	<b>7.2%</b>
Non Rail Modes	266.984	274.165	102.7%	241.991	32.2	13.3%



## ANNEXURE 9

## Subsidiary wise Wagon Loading Performance in 2017-18

(Figs. In Rake/day)

Company	2017-18			2016-17	Growth over Last Year	
	AAP Target	Achieved	% Achieved	Achieved	Abs.	%
ECL	23.5	23.6	100.7%	22.3	1.3	5.8%
BCCL	25.0	19.9	79.8%	21.9	-1.9	-8.8%
CCL	36.0	31.4	87.3%	30.4	1.1	3.5%
NCL	23.1	25.2	109.3%	22.6	2.7	11.8%
WCL	24.0	25.2	105.0%	19.6	5.6	28.8%
SECL	45.0	38.1	84.6%	38.5	-0.5	-1.3%
MCL	70.1	65.2	93.0%	66.3	-1.1	-1.7%
NEC	0.4	0.5	126.1%	0.4	0.1	20.0%
<b>CIL</b>	<b>247.0</b>	<b>229.2</b>	<b>92.8%</b>	<b>222.0</b>	<b>7.2</b>	<b>3.2%</b>

## ANNEXURE 10

## Subsidiary wise details of Stock of Coal

Company	Net Value of stock as on 31.03.2018	Net Value of stock as on 31.03.2017	Stock in terms of no. of months Net Sales	
	(` In Crores)	(` In Crores)	As on 31.03.18	As on 31.03.17
ECL	333.88	413.03	0.38	0.52
BCCL	968.47	1226.98	1.56	1.83
CCL	1206.37	1925.17	1.31	2.22
NCL	283.49	552.81	0.28	0.65
WCL	1240.12	1681.66	1.89	3.03
SECL	525.50	1291.01	0.33	0.90
MCL	400.78	254.70	0.36	0.23
NEC/CIL	20.48	67.43	0.69	2.84
<b>Total</b>	<b>4979.09</b>	<b>7412.79</b>	<b>0.73</b>	<b>1.18</b>

## ANNEXURE 11

## Subsidiary wise details of Trade Receivables

(Figs. In ` Crores)

Company	Trade Receivables As on 31.03.2018		Trade Receivables As on 31.03.2017	
	Gross	Net of provisions	Gross	Net of provisions
ECL	1475.89	1154.47	1978.59	1673.69
BCCL	2538.86	1791.93	3247.95	2636.38
CCL	1966.48	1745.31	2161.82	1673.79
NCL	1000.06	991.38	676.31	667.63
WCL	1003.56	937.74	1218.69	1092.91
SECL	1834.34	1461.20	4019.12	3664.69
MCL	637.00	606.86	1163.97	1054.44
NEC/CIL	11.34	0.27	23.81	12.74
<b>Total</b>	<b>10467.53</b>	<b>8689.16</b>	<b>14490.26</b>	<b>12476.27</b>



# COAL INDIA LIMITED

A MAHARATNA COMPANY

ANNEXURE 12

Subsidiary wise Statutory Levies paid/adjusted during the year 2017-18

Company	Particulars	State Exchequer										2017-18	State Exchequer	Central Exchequer	
		MP	Chattisgarh	WB	Jharkhand	Maharashtra	UP	Orissa	Assam	in Crores					
ECL	Royalty			15.19	332.92								348.11	348.11	
	Addnl Royalty under MMDR Act														
	-DMF			3.38	65.37								68.75	68.75	
	-NMET			0.30	7.59								7.89	7.89	7.89
	Goods and Service Tax:														
	-CGST			31.48	25.01								56.49	56.49	56.49
	-SGST			32.91	25.01								57.92	57.92	
	-IGST			78.70	15.05								93.75	93.75	93.75
	GST Compensation Cess			684.65	477.46								1,162.11	1,162.11	1,162.11
	Cess on coal			1,514.82									1,514.82	1,514.82	
	State Sales Tax / VAT			80.31	2.46								82.77	82.77	
	Central Sales Tax			24.59	9.53								34.12	34.12	34.12
	Stowing Excise Duty			13.35	7.44								20.79	20.79	20.79
Central Excise Duty			64.16	8.27								72.43	72.43	72.43	
Clean Energy Cess			435.82	186.43								622.25	622.25	622.25	
Entry Tax			1.76									1.76	1.76		
Others															
<b>Total</b>			<b>2,981.42</b>	<b>1,162.54</b>								<b>4,143.96</b>	<b>2,074.13</b>	<b>2,069.83</b>	
BCCL	Royalty			1.26	1,084.61								1,085.87	1,085.87	
	Addnl Royalty under MMDR Act														
	-DMF			0.34	297.77								298.11	298.11	
	-NMET			0.06	20.59								20.65	20.65	20.65
	Goods and Service Tax:														
	-CGST			1.75	73.49								75.24	75.24	75.24
	-SGST			1.81	73.49								75.30	75.30	
-IGST			2.50	39.82								42.32	42.32	42.32	
GST Compensation			43.75	826.67								870.42	870.42	870.42	
Cess on coal			82.24									82.24	82.24	82.24	



Company	Particulars	State Exchequer							2017-18	State Exchequer	Central Exchequer
		MP	Chattisgarh	WB	Jharkhand	Maharashtra	UP	Orissa			
	State Sales Tax / VAT			7.73	18.49				26.22		26.22
	Central Sales Tax			0.04	27.15				27.19		27.19
	Stowing Excise Duty			1.19	16.05				17.24		17.24
	Central Excise Duty				20.73				20.73		20.73
	Clean Energy Cess			37.59	509.40				546.99		546.99
	Entry Tax										
	Others				63.82				63.82		63.82
	<b>Total</b>			<b>180.26</b>	<b>3,072.08</b>				<b>3,252.34</b>		<b>1,631.56</b>
CCL	Royalty				1,500.54				1,500.54		1,500.54
	Addnl Royalty under MMDR Act										
	-DMF				424.66				424.66		424.66
	-NMET				29.92				29.92		29.92
	Goods and Service Tax:										
	-CGST				112.34				112.34		112.34
	-SGST				112.34				112.34		112.34
	-IGST				274.35				274.35		274.35
	GST Compensation				1,890.31				1,890.31		1,890.31
	Cess on coal										
	State Sales Tax / VAT				94.70				94.70		94.70
	Central Sales Tax										
	Stowing Excise Duty				30.74				30.74		30.74
	Central Excise Duty				114.27				114.27		114.27
	Clean Energy Cess				810.87				810.87		810.87
	Entry Tax										
	Others										
	<b>Total</b>				<b>5,395.04</b>				<b>5,395.04</b>		<b>2,132.24</b>
NCL	Royalty							352.09	1,569.74		1,569.74
	Addnl Royalty under MMDR Act										
	-DMF			247.24				244.69	491.93		491.93
	-NMET			24.59				7.03	31.62		31.62
	<b>Total</b>								<b>3,262.80</b>		<b>3,262.80</b>



# COAL INDIA LIMITED

A MAHARATNA COMPANY

Company	Particulars	State Exchequer										2017-18	State Exchequer	Central Exchequer		
		MP	Chhattisgarh	WB	Jharkhand	Maharashtra	UP	Orissa	Assam							
	Goods and Service Tax:															
	-CGST	102.44							37.83					140.27		140.27
	-SGST	102.44							37.83					140.27		140.27
	-IGST	9.52							0.02					9.54		9.54
	GST Compensation	2,306.73							684.09					2,990.82		2,990.82
	Cess on coal								13.22					13.22		13.22
	State Sales Tax / VAT	57.40							68.52					125.92		125.92
	Central Sales Tax	35.96							4.97					40.93		40.93
	Stowing Excise Duty	22.43							7.16					29.59		29.59
	Central Excise Duty	0.49							0.36					0.85		0.85
	Clean Energy Cess	376.58							229.69					606.27		606.27
	Entry Tax	4.58							8.14					12.72		12.72
	Others	412.87							93.18					506.05		506.05
	<b>Total</b>	<b>4,920.92</b>							<b>1,788.82</b>					<b>6,709.74</b>		<b>2,859.85</b>
WCL	Royalty	126.09						988.10						1,114.19		1,114.19
	Addnl Royalty under MMDR Act															
	-DMF	38.23							279.34					317.57		317.57
	-NMET	2.55							19.76					22.31		22.31
	Goods and Service Tax:															
	-CGST	11.14							102.49					113.63		113.63
	-SGST	11.14							102.49					113.63		113.63
	-IGST	6.52							15.54					22.06		22.06
	GST Compensation Cess	141.43							1,301.04					1,442.47		1,442.47
	Cess on coal															
	State Sales Tax / VAT	10.94							140.65					151.59		151.59
	Central Sales Tax	4.46							10.51					14.97		14.97
	Stowing Excise Duty	2.90							19.52					22.42		22.42
	Central Excise Duty	0.90												0.90		0.90
	Clean Energy Cess	73.57							592.68					666.25		666.25



Company	Particulars	State Exchequer										in Crores				
		MP	Chattisgarh	WB	Jharkhand	Maharashtra	UP	Orissa	Assam	2017-18	State Exchequer		Central Exchequer			
SECL	Entry Tax	2.94										2.94	2.94			
	Others															
	<b>Total</b>	<b>432.81</b>				<b>3,572.12</b>						<b>4,004.93</b>	<b>1,699.92</b>	<b>2,305.01</b>		
	Royalty	385.30	2,193.01									843.94	843.94			
	Addnl Royalty under MMDR Act															
	-DMF	148.24	695.70									55.82	55.82		55.82	
	-NIMET	7.66	48.16													
	Goods and Service Tax:															
	-CGST	28.61	189.55									218.16	218.16		218.16	
	-SGST	28.61	189.55									218.16	218.16			
	-IGST	25.90	109.79									135.69			135.69	
	GST Compensation Cess	359.68	3,691.41	1.28								4,052.37			4,052.37	
	Cess on coal	2.40	15.05									17.45	17.45			
	State Sales Tax / VAT	20.55	209.43									229.98	229.98			
	Central Sales Tax	22.12	63.29									85.41			85.41	
Stowing Excise Duty	6.00	57.12									63.12			63.12		
Central Excise Duty	33.22	39.61	0.13								72.96			72.96		
Clean Energy Cess	176.15	2,328.09									2,504.24			2,504.24		
Entry Tax	4.94	39.06									44.00	44.00				
Others	133.43	195.79									329.22	329.22				
<b>Total</b>	<b>1,382.80</b>	<b>10,064.61</b>	<b>1.41</b>								<b>11,448.82</b>	<b>4,261.06</b>	<b>7,187.77</b>			
Royalty											1,752.01	1,752.01				
Addnl Royalty under MMDR Act																
-DMF											525.58	525.58				
-NIMET											35.03	35.03		35.03		
Goods and Service Tax:																
-CGST											171.61	171.61		171.61		
-SGST											171.61	171.61		171.61		
-IGST											325.49	325.49		325.49		
MCL																



# COAL INDIA LIMITED

A MAHARATNA COMPANY

Company	Particulars	State Exchequer								2017-18	State Exchequer	Central Exchequer	
		MP	Chattisgarh	WB	Jharkhand	Maharashtra	UP	Orissa	Assam				
	GST Compensation Cess							4,195.91			4,195.91		
	Cess on coal												
	State Sales Tax / VAT							191.42			191.42		
	Central Sales Tax												
	Stowing Excise Duty							33.36			33.36		
	Central Excise Duty							230.50			230.50		
	Clean Energy Cess							1,334.59			1,334.59		
	Entry Tax							16.38			16.38		
	Others												
	<b>Total</b>							<b>8,983.49</b>			<b>8,983.49</b>	<b>2657.00</b>	<b>6,326.49</b>
NEC	Royalty							45.07			45.07		
	Addl Royalty under MMDR Act												
	-DMF							11.72			11.72		
	-NMET							0.90			0.90		0.90
	Goods and Service Tax:												
	-CGST							3.69			3.69		3.69
	-SGST							3.69			3.69		3.69
	-IGST							0.47			0.47		0.47
	GST Compensation							27.37			27.37		27.37
	Cess on coal							3.90			3.90		3.90
	State Sales Tax / VAT							1.06			1.06		1.06
	Central Sales Tax							1.89			1.89		1.89
	Stowing Excise Duty							0.21			0.21		0.21
	Central Excise Duty												
	Clean Energy Cess							8.27			8.27		8.27
	Entry Tax												
	Others												
	<b>Total</b>							<b>108.24</b>			<b>108.24</b>	<b>65.44</b>	<b>42.80</b>



Company	Particulars	State Exchequer										2017-18	State Exchequer	Central Exchequer		
		MP	Chattisgarh	WB	Jharkhand	Mahara shtra	UP	Orissa	Assam							
Overall	Royalty	1,729.04	2,193.01	16.45	2,918.07	988.10	352.09	1,752.01	45.07	9,993.84						
	Addnl Royalty under MMDR Act															
	-DMF	433.71	695.70	3.72	787.80	279.34	244.69	525.58	11.72	2,982.26						
	-NMET	34.80	48.16	0.36	58.10	19.76	7.03	35.03	0.90	204.14						204.14
	Goods and Service Tax:															
	-CGST	142.19	189.55	33.23	210.84	102.49	37.83	171.61	3.69	891.43						891.43
	-SGST	142.19	189.55	34.72	210.84	102.49	37.83	171.61	3.69	892.92						892.92
	-IGST	41.94	109.79	81.20	329.22	15.54	0.02	325.49	0.47	903.67						903.67
	GST Compensation	2,807.84	3,691.41	729.68	3,194.44	1,301.04	684.09	4,195.91	27.37	16,631.78						16,631.78
	Cess on coal	2.40	15.05	1,597.06			13.22		3.90	1,631.63						
	State Sales Tax / VAT	88.89	209.43	88.04	115.65	140.65	68.52	191.42	1.06	903.66						903.66
	Central Sales Tax	62.54	63.29	24.63	36.68	10.51	4.97		1.89	204.51						204.51
	Stowing Excise Duty	31.33	57.12	14.54	54.23	19.52	7.16	33.36	0.21	217.47						217.47
	Central Excise Duty	34.61	39.61	64.29	143.27		0.36	230.50		512.64						512.64
	Clean Energy Cess	626.30	2,328.09	473.41	1,506.70	592.68	229.69	1,334.59	8.27	7,099.73						7,099.73
Entry Tax	12.46	39.06	1.76			8.14	16.38		77.80						77.80	
Others	546.30	195.79		63.82		93.18			899.09						899.09	
<b>Total</b>		<b>6,736.53</b>	<b>10,064.61</b>	<b>3,163.09</b>	<b>9,629.66</b>	<b>3,572.12</b>	<b>1,788.82</b>	<b>8983.49</b>	<b>108.24</b>	<b>44,046.57</b>	<b>17,381.20</b>	<b>26,665.37</b>				

in Crores



## Subsidiary-wise Coal Production

(Figs. In million tonnes)

Company	Coking		Non-Coking		Total	
	2017-18	2016-17	2017-18	2016-17	2017-18	2016-17
ECL	0.034	0.031	43.534	40.486	43.568	40.517
BCCL	23.303	32.393	9.304	4.644	32.607	37.037
CCL	9.577	21.988	53.828	45.059	63.405	67.047
NCL	0.000	0.000	93.018	84.096	93.018	84.096
WCL	0.180	0.131	46.040	45.501	46.220	45.632
SECL	0.182	0.110	144.526	139.893	144.708*	140.003
MCL	0.000	0.000	143.058	139.208	143.058	139.208
NEC	0.000	0.000	0.781	0.600	0.781	0.600
<b>CIL</b>	<b>33.276</b>	<b>54.653</b>	<b>534.089</b>	<b>499.487</b>	<b>567.365</b>	<b>554.140</b>

\* It includes 3.227 MT from Gare Palma IV/2&3 OC and 1.327 MT from Gare Palma IV/1 OC for which Coal India Ltd. was appointed akin to a designated custodian w.e.f. 01.04.2015 (through SECL)

## Subsidiary-wise Production from Underground and Opencast Mines

The company-wise production from Underground, Opencast mines are as under:

(Figures in million tonnes)

Company	Underground		Opencast		Total	
	2017-18	2016-17	2017-18	2016-17	2017-18	2016-17
ECL	8.603	8.127	34.965	32.390	43.568	40.517
BCCL	1.076	1.679	31.531	35.358	32.607	37.037
CCL	0.405	0.737	63.000	66.310	63.405	67.047
NCL	0.000	0.000	93.018	84.096	93.018	84.096
WCL	4.954	5.368	41.266	40.264	46.220	45.632
SECL	14.461	14.548	130.247	125.455	144.708	140.003
MCL	1.040	1.015	142.018	138.193	143.058	139.208
NEC	0.003	0.003	0.778	0.597	0.781	0.600
<b>CIL</b>	<b>30.542</b>	<b>31.477</b>	<b>536.823</b>	<b>522.663</b>	<b>567.365</b>	<b>554.140</b>

## Subsidiary-wise Washed Coking Coal Production

(in Lakh Te)

Company	Washed Coal (Coking)	
	2017-18	2016-17
ECL	0.00	0.00
BCCL	8.01	11.82
CCL	11.15	11.39
NCL	0.00	0.00
WCL	0.00	0.41
SECL	0.00	0.00
MCL	0.00	0.00
NEC	0.00	0.00
<b>CIL</b>	<b>19.16</b>	<b>23.62</b>



## ANNEXURE 13B

## Subsidiary wise Overburden Removal

(Figures in million cubic metres)

Company	2017-18	2016-17	% growth
ECL	118.895	124.637	-4.829
BCCL	110.466	131.215	-18.783
CCL	95.622	102.630	-7.329
NCL	316.795	324.136	-2.317
WCL	185.287	166.142	10.333
SECL	205.018	178.791	12.793
MCL	138.179	123.342	10.738
NEC	7.853	5.484	30.167
<b>CIL</b>	<b>1178.115</b>	<b>1156.377</b>	<b>1.845</b>

## ANNEXURE 14

## Population of Equipments

Equipment	No. of Equipment		Indicated as % of CMPDI Norm			
	As on 1.4.18	As on 1.4.17	Availability		Utilization	
			2017-18	2016-17	2017-18	2016-17
Dragline	35	35	93	93	80	72
Shovel	695	658	93	95	71	72
Dumper	2781	2783	111	109	69	70
Dozer	969	936	99	96	51	53
Drill	675	688	106	106	53	56

## Major Subsidiary-wise HEMM Population as on 31.03.2018

(Figure in numbers)

EQUIPMENT	ECL	BCCL	CCL	NCL	WCL	SECL	MCL	CIL
DRAGLINE	1	2	-	22	2	7	1	35
SHOVEL	54	128	116	116	127	72	82	695
DUMPER	252	488	429	483	373	433	323	2781
DOZER	82	118	142	171	154	172	130	969
DRILL	48	95	105	129	99	111	88	675
<b>TOTAL</b>	<b>437</b>	<b>831</b>	<b>792</b>	<b>921</b>	<b>755</b>	<b>795</b>	<b>624</b>	<b>5155</b>

## ANNEXURE-15

## Subsidiary-wise System Capacity Utilization

(Unit %)

Company	2016-17	2017-18
ECL	86.78	74.33
BCCL	75.08	70.99
CCL	102.16	78.92



# COAL INDIA LIMITED

A MAHARATNA COMPANY

(Unit %)

Company	2016-17	2017-18
NCL	86.21	80.65
WCL	87.12	93.72
SECL	91.97	91.78
MCL	71.06	86.15
NEC	46.12	134.01
<b>Total CIL</b>	<b>84.51</b>	<b>83.30</b>

ANNEXURE 16

## Project Implementation

### a) Projects Completed During the Year 2017-18 :-

S N	Subsidiary	Name of the Projects	Type	Sanctioned Capacity (MTY)	Sanctioned Capital ( Crores)
1	ECL	Rajmahal Expn OCP	OC	17.00	153.82
2	CCL	Pindra Re-Org. UG	UG	0.30	15.05
3	CCL	Rohini Expn. OCP	OC	2.00	105.67
4	CCL	Purnadih OCP	OC	3.00	210.98
5	WCL	Gokul	OC	1.50	267.67
6	WCL	Makardhokra - I	OC	2.00	266.23
7	WCL	Scheme for Amb River Diversion Ph.-IV (Umrer Expn)	OC	2.00	64.11
8	SECL	RCE of Mahan - II OC	OC	1.00	113.047
9	SECL	Khairaha UG	UG	0.59	88.33
10	MCL	Ananta OC Expan. PR upto Ph-II (12 Mty)	OC	12.00	239.36
<b>TOTAL</b>				<b>41.39</b>	<b>1524.27</b>

### b) Projects sanctioned by CIL Board

4 coal mining projects for an ultimate capacity of 24.60 Mty with a total capital investment of ` 4155.46 Crores have been sanctioned by CIL Board during the year 2017-18 :-

Sl. No.	Name of the Projects	Subs	Type	Date of Approval	Sanctioned Capacity (MTY)	Sanctioned Capital ( Crores)
1	EPR of RCE of Khottadih OCP	ECL	OC	02-05-2017	1.60	140.25
2	EPR of Jayant OCP	NCL	OC	02-05-2017	10.00	1783.09
3	EPR of Dudhichua OCP	NCL	OC	15-11-2017	10.00	1255.17
4	EPR of Vijay West OCP	SECL	OC	02-05-2017	3.00	976.95
<b>TOTAL</b>					<b>24.60</b>	<b>4155.46</b>



c) **Non Mining Projects Sanctioned by CIL Board:**

One Non mining project has been sanctioned by CIL Board during the year 2017-18.

S N	Project	Sub	Date of Approval	Sanctioned Capital (` Crores)
1	Construction of Tori Shivpur Double Rail Line	CCL	11-11-2017	2399.07
	<b>TOTAL</b>			<b>2399.07</b>

d) **Projects Sanctioned by Subsidiary Company Boards: NIL**

e) **Non Mining Projects sanctioned by Subsidiary Boards**

6 Non-mining projects with a capital of ` 1473.32 Crs. have been sanctioned by subsidiary Boards during the year 2017-18.

S N	Project	Sub	Date of Approval	Sanctioned Capital (` Crores)
1	Infrastructure Master Plan of Basundhara-Garjanbahal Area	MCL	18-04-2017	498.74
2	CHP and SILO loading arrangement at Lingaraj OCP	MCL	25-05-2017	495.01
3	Construction of new Coal Corridor passing through Balaram OCP	MCL	25-05-2017	27.26
4	Construction of new Coal Corridor passing through Lingaraj OCP	MCL	25-05-2017	22.96
5	4-Lane Dedicated Coal Corridor Road from Bankibahal (Coal Mines) to Bhedabahal (SH-10) under B-G Area	MCL	10-06-2017	398.96
6	Construction of 2- Lane Concrete Road from Basundhara (W) extension check post to Sardega Railway Siding of Basundhara Area	MCL	30-10-2017	30.39
	<b>TOTAL</b>			<b>1473.32</b>

**ANNEXURE 17**

**Subsidiary wise details of Capital Expenditure**

(` in crore)

Company	2017-18		2016-17	
	BE	Actual	BE	Actual
ECL	1050.00	959.99	1150.00	827.80
BCCL	650.00	928.92	600.00	500.80
CCL*	650.00	1702.34	600.00	1145.80
NCL	1000.00	664.33	800.00	1023.30
WCL	1050.00	1236.98	1435.00	1048.06
SECL	1950.00	1965.16	1400.00	1532.68
MCL	1300.00	1367.87	1200.00	1279.00
CMPDIL	40.00	41.66	30.00	38.80
CIL & Others	810.00	467.30	550.00	303.82
<b>Total</b>	<b>8500.00</b>	<b>9334.55</b>	<b>7765.00</b>	<b>7700.06</b>

\*The above Capital Expenditure includes ` 803.48 Cr. given to East Central Railways for construction of Tori-Shivpur Rail Line Project and shown as Capital Advance.



**Salient features of continuous and sustained improvement in CIL's safety performance:**

**Table-1: Comparative Accidents Statistics of CIL of 5 Yearly Average since 1975**

Time frame	Av. Fatal Accidents		Av. Serious Accidents		Av. Fatality Rate		Av. Serious Injury Rate	
	(In Nos)							
	Accident	Fatalities	Accident	Injuries	Per Mill. Te	Per 3 Lac Manshifts	Per Mill. Te	Per 3 Lac Manshifts
1975-79	157	196	1224	1278	2.18	0.44	14.24	2.89
1980-84	122	143	1018	1065	1.29	0.30	9.75	2.26
1985-89	133	150	550	571	0.98	0.30	3.70	1.15
1990-94	120	145	525	558	0.69	0.30	2.70	1.19
1995-99	98	124	481	513	0.50	0.29	2.06	1.14
2000-04	68	82	499	526	0.28	0.22	1.80	1.47
2005-09	60	80	328	339	0.22	0.25	0.92	1.04
2010-14	56	62	219	228	0.14	0.23	0.49	0.80
2015-17	36	45	121	124	0.08	0.19	0.22	0.49

**Note:** Safety Statistics are maintained calendar year-wise in conformity with DGMS practice, last row average of last three years i.e. 2015, 2016 & 2017 & figures since 2016 are subject to reconciliation with DGMS.

**Table -2: Company-wise Accident Statistics of CIL for the year 2017**

Company	Fatal Accidents	Fatalities	Serious Accidents	Serious Injuries	Fatality Rate Serious Injury Rate			
					Per Mill. Te	Per 3 lac manshifts	Per Mill. Te	Per 3 lac manshifts
In Nos								
ECL	9	9	20	20	0.22	0.18	0.49	0.41
BCCL	2	2	13	13	0.06	0.06	0.39	0.39
CCL	5	6	5	5	0.09	0.20	0.08	0.17
NCL	3	3	10	10	0.03	0.24	0.11	0.81
WCL	3	3	18	18	0.06	0.06	0.39	0.37
SECL	7	9	36	36	0.06	0.20	0.25	0.81
MCL	5	5	6	6	0.04	0.32	0.04	0.38
NEC	0	0	0	0	0.00	0.00	0.00	0.00
<b>CIL</b>	<b>34</b>	<b>37</b>	<b>108</b>	<b>108</b>	<b>0.07</b>	<b>0.16</b>	<b>0.19</b>	<b>0.46</b>



## Subsidiary wise position of manpower

Subsidiary Company wise position of Manpower is as below:

(In Nos)

Company	As on	Total
ECL	31.03.2018	61796
	31.03.2017	64029
BCCL	31.03.2018	48747
	31.03.2017	51147
CCL	31.03.2018	40777
	31.03.2017	42156
WCL	31.03.2018	45663
	31.03.2017	47632
SECL	31.03.2018	58143
	31.03.2017	61209
MCL	31.03.2018	22431
	31.03.2017	22036
NCL	31.03.2018	15032
	31.03.2017	15357
NEC	31.03.2018	1535
	31.03.2017	1706
CMPDIL	31.03.2018	3379
	31.03.2017	3498
DCC	31.03.2018	323
	31.03.2017	378
CIL(HQ)	31.03.2018	931
	31.03.2017	868
Total (CIL as a whole)	31.03.2018	298757
	31.03.2017	310016

## Strikes and Bandhs

Company wise details of strikes, man-days lost and production lost and other incidents are furnished in the following table: -

Com-pany	No. of Strikes/Bandhs		No. of other incidents		Man-days lost		Production Lost (in tonne)	
	2016-17	2017-18	2016-17	2017-18	2016-17	2017-18	2016-17	2017-18
ECL	1+0	0+0	44	49	8722	0	44591	0
BCCL	1+0	0+0	10	9	25363	0	68123	0
CCL	1+4*	0+5#	98	95	16983	0	00	0
WCL	1+0	0+0	1	0	16004	0	24550	0
SECL	1+0	0+0	0	0	13855	0	0	0
NCL	1+0	0+0	9	14	00	0	0	0
MCL	1+1**	0+1##	6	5	11611	0	306570	0
NEC	1+0	0+0	0	0	00	0	00	0
CMPDI	1+4*	0+5#	0	0	1280	0	00	0
CIL	1+0	0+0	0	0	00	0	00	0
<b>Total</b>	<b>1+0</b>	<b>0+6</b>	<b>168</b>	<b>172</b>	<b>93818</b>	<b>0</b>	<b>443834</b>	<b>0</b>

## Bandh-

## 2016-17:

\*On 20.06.2016/31.08.2016/30.09.2016/25.11.2016- Jharkhand/ Local Bandh called by TPC/PLFI/MCC/Local Parties affecting CCL &amp; CMPDIL, Ranchi

\*\*On 16.08.2016 -Odisha Bandh called by Indian National Congress

## 2017-18:

# On 10.04.2017/24.04.2017/29.05.2017/07.06.2017/20-21.12.2017/29.03.2018 - Local Bandh called by MCC/PLFI affected both CCL &amp; CMPDIL, Ranchi

##On 24.01.2018 12 hours Odisha bandh called by BJP &amp; Congress affected certain areas of MCL.

## Strike-

Nil in the financial year 2017-18.



## ANNEXURE 20

Scholarship and Reimbursement of tuition fees and Hostel Charge and Grants sanctions to schools (in Nos.)

Company	No. of Scholarship Awardees	No. of students (whose tuition fees and Hostel Charges reimbursed).
ECL	888	108
BCCL	36	114
CCL	628	56
WCL	1420	77
SECL	1430	325
MCL	1081	144
NCL	199	109
CMPDIL	92	14
CIL(HQ)	93	12

## ANNEXURE 21

Disclosures under rule 5(1) of Companies (Appointment and Remuneration of Managerial Personnel) Rules, 2014

Name	Designation	Remuneration for F.Y. 2017-18 in `	Ratio of Remuneration	Increase in Remuneration over
SUTIRTHA BHATTACHARYA*	CMD	3124474.00	4.83	-3.38
CHANDAN KUMAR DEY	DIR (F)	4960197.00	4.94	2.69
S N PRASAD	DIR (M)	4374467.00	4.36	-8.55
BINAY DAYAL**	DIR (T)	1406353.00	3.02	—
R. P. SRIVASTAVA****	DIR (P)	0.00	0.00	—

\* Shri S.Bhattacharya ceased to be the CMD w.e.f 1.09.2017

\*\* Sri Binay Dayal, DIR ( T ) has drawn his salary from Nov'2017.

\*\*\*\* Sri R.P.Srivastava, DIR ( P )has not been paid salary in F.Y. 2017-18 from CIL.

### Notes:

- The number of employees as on 31st Mar 2018 was 298757.
- Compared to the previous year 2016-17, figures for the current year 2017-18 shows that:
  - Gross Turnover has grown by ` 4868 crores.
  - Median Remuneration of all employees have increased by 8.35% and Average Remuneration of all employees by 19.81%. Salaries paid to executives are as per Deptt of Public Enterprises, GOI guidelines and to non-executives as per National Coal Wage Agreement X. Average remuneration of company increased by 19.81 % during F.Y. 2017-18. Main factors that contributed to the increased remuneration is that during F.Y. 2016-17, PRP for 5 years i.e. 2009-10 to 2013-14 had been paid by Company to On Roll and Retired Executives both, which lead to increase in no of employees for the previous year i.e.2016-17 and resulted reduction in average remuneration.
  - Average Remuneration of employees excluding KMPs has increased by 20.60%. Average Remuneration of KMPs has decreased by 36.53%.
- Employees whose remuneration for the year 2017-18 has exceeded the remuneration of any of the directors and who holds two percent of the equity shares of the company: **NIL**.
- It is hereby affirmed that company pays remuneration to wage board employees as per National Coal Wage Agreement X and to executives as per Department of Public enterprises, GOI guidelines.
- During F.Y.2017-18, Directors availed variable components of remuneration i.e.PRP. Parameters are:
  - Company Rating.
  - EER Rating.
  - Profit Component.
  - Ratio of required amount to available amount.
  - Grade percentage.



6. Name of the Top 10 Employees in terms of Remuneration drawn during Financial Year 2017-18

Employee Code	Employee Name	Designation	Remuneration Received (in ₹)	Shares in CIL	Nature of Employment	Qualification	Date of Commencement of Employment in CIL HQ	Date of Birth	Last Employment held
90318247	Chandan Kumar Dey	Director (Finance)	49,60,197	NIL	Contractual	Chartered Accountant & Cost Accountant	01.03.2015	10.09.1958	ECL
90064395	Late Haridash Chakraborty	Chief Manager (Civil)	48,43,154	NIL	Permanent	B. Tech (Civil)	18.10.2016	02.07.1959	CCL
90177734	Raman Kumar Sinha	GM (EXCV)	44,65,388	NIL	Permanent	MBA, B. Tech(M)	05.10.2009	05.02.1958	CCL
90173717	S N Prasad	Director (Marketing)	43,74,467	NIL	Contractual	B.Sc. (Hons)/ MBA (Mktg)	01.02.2016	22.11.1959	SECL
90195413	Krishanu Nayan Mukhopadhyay	Chief Mgr(S&M)	43,40,757	NIL	Permanent	MBA, B.Sc.	10.02.1997	17.02.1958	DCC, SECL
90172172	Suresh Chandra Prasad	GM(MM)	41,80,190	NIL	Permanent	MBA, B. Tech (M)	03.11.2009	13.02.1962	CCL
90165176	A K Bharali	GM(Mining)	41,79,702	100	Permanent	B.E(Mining)	02.02.2016	01.07.1959	NEC
90130592	GPAgrawal	GM(E&M)	41,78,673	NIL	Permanent	B.E	07.12.2016	26.03.1958	NCL
90053240	Rajesh Bhusan	GM(S & M)	41,26,184	NIL	Permanent	MBA, B.Sc.	04.11.2008	03.10.1958	BCCL
90077975	Siddh Nath Singh	GM(Civil)	41,15,280	NIL	Permanent	B.E(Civil)	10.03.2015	08.11.1958	IICM, Ranchi



# COAL INDIA LIMITED

A MAHARATNA COMPANY

FORM NO. MGT 9

Annexure-22

## EXTRACT OF ANNUAL RETURN AS PROVIDED UNDER SECTION 92(3) OF COMPANIES ACT, 2013

As on financial year ended on 31-03-2018

Pursuant to Section 92 (3) of the Companies Act, 2013 and Rule 12(1) of the Company (Management & Administration) Rules, 2014

### I. REGISTRATION & OTHER DETAILS:

1.	CIN	L23109WB1973GOI028844
2.	Registration Date	14 <sup>th</sup> June'1973
3.	Name of the Company incorporated on 14 <sup>th</sup> Jun'1973 and name was subsequently	<b>Coal India Limited</b> (Coal Mines Authority Limited was changed on 21 <sup>st</sup> October, 1975)
4.	Category/Sub-category of the Company	Public Company Limited by Shares/Government Company
5.	Address of the Registered office & contact details	Premises no-04-MAR, Plot no-AF-III, Action Area-1A, Newtown, Rajarhat, Kolkata-700156 Contact No.- 033-2324-6526, Fax No.: 033 – 2324-6510 Email Id.: mviswanathan2.cil@coalindia.in
6.	Whether listed company	Yes (Listed in BSE and NSE)
7.	Name, Address & contact details of the Registrar & Transfer Agent, if any.	<b>M/s Alankit Assignments Limited</b> Alankit Height, 1E/13, Jhandewalan Extension, New delhi-110 055, E-mail id: alankit_rta@alankit.com, Ph. no.: 011-4254-1234/2354-1234, Toll Free Number : 1860-121-2155, Fax: 011-4154-3474 Website:www.alankit.com

### II. PRINCIPAL BUSINESS ACTIVITIES OF THE COMPANY:

[All the business activities contributing 10% or more of the total turnover of the company shall be stated]

S. No.	Name and Description of main products / services	NIC Code of the Product/ service	% to total turnover of the company
1.	Coal Mining	051-05101 and 051-05102	100.0

### III. PARTICULARS OF HOLDING, SUBSIDIARY, JOINT VENTURE AND ASSOCIATE COMPANIES:

S. No.	Name and Address of the Company	CIN/GLN	Holding/ Subsidiary / Associate	% of Share Held	Applicable Section
1.	Eastern Coalfields Limited, P.O. - Dishergarh, Sanctoria, Burdwan -713333, West Bengal	U10101WB1975GOI030295	Subsidiary	100.00	Section 2(87) of Companies Act' 2013
2.	Bharat Coking Coal Limited, Koyla Bhawan, Koyla Nagar, Dhanbad-826005, Jharkhand	U10101JH1972GOI000918	Subsidiary	100.00	Section 2(87) of Companies Act' 2013
3.	Central Coalfields Limited, Darbhanga House, Kutchery Road, Ranchi-834029, Jharkhand	U10200JH1956GOI000581	Subsidiary	100.00	Section 2(87) of Companies Act' 2013
4.	Mahanadi Coalfields Limited, Jagruti Vihar, Burla, Sambalpur- 768020, Orissa	U10102OR1992GOI003038	Subsidiary	100.00	Section 2(87) of Companies Act' 2013
5.	Western Coalfields Limited, Coal Estate, Civil Lines, Nagpur - 440001, Maharashtra	U10100MH1975GOI018626	Subsidiary	100.00	Section 2(87) of Companies Act' 2013
6.	Northern Coalfields Limited, P.O.-Singrauli Colliery, Singrauli, Dist.-Sidhi-486889, Madhya Pradesh	U10102MP1985GOI003160	Subsidiary	100.00	Section 2(87) of Companies Act' 2013



S. No.	Name and Address of the Company	CIN/GLN	Holding/ Subsidiary / Associate	% of Share Held	Applicable Section
7.	South Eastern Coalfields Limited, Seepat Road, Bilaspur-495006, Chhattisgarh	U10102CT 1985GOI003161	Subsidiary	100.00	Section 2(87) of Companies Act' 2013
8.	Central Mine Planning and Design Institute Limited, Gondwana Place, Kanke Road, Ranchi - 834008, Jharkhand	U14292JH 1975GOI001223	Subsidiary	100.00	Section 2(87) of Companies Act' 2013
9.	MNH Shakti limited, Jagruti Vihar, Burla, Sambalpur-768020, Orissa	U10100OR 2008GOI010171	Step-down Subsidiary	70.00	Section 2(87) of Companies Act' 2013
10	MJSJ Coal Limited Jagruti Vihar, Burla, Sambalpur- 768020, Orissa	U10200OR 2008GOI010250	Step-down Subsidiary	60%	Section 2(87) of Companies Act' 2013
11	Mahanadi Basin Power Limited Jagruti Vihar, Burla, Sambalpur-768020, Orissa	U40102OR 2011GOI014589	Step-down Subsidiary	100%	Section 2(87) of Companies Act' 2013
12	Mahanadi Coal Railway Limited Jagruti Vihar, Burla, Sambalpur- 768020, Orissa	U60100OR 2015GOI019349	Step-down Subsidiary	64%	Section 2(87) of Companies Act' 2013
13	Jharkhand Central Railway Limited Darbhanga House, Kutchery Road, Ranchi-834029, Jharkhand	U45201JH 2015GOI003139	Step-down Subsidiary	64%	Section 2(87) of Companies Act' 2013
14	Chhattisgarh East Railway Limited CSIDC Commercial Complex, Mahadev Ghat Road, Raipura Chowk, Raipur-492013, Chhattisgarh	U45203CT 2013GOI000768	Step-down Subsidiary	67.23%	Section 2(87) of Companies Act' 2013
15	Chhattisgarh East-West Railway Limited, CSIDC Commercial Complex, Mahadev Ghat Road, Raipura Chowk, Raipur-492013, Chhattisgarh	U45203CT 2013GOI000729	Step-down Subsidiary	64.06%	Section 2(87) of Companies Act' 2013
16.	Coal India Africana Limitada, AV Guerra Popular n° 1028, 1° Andar Distrito Urbano 1 Maputo City Mozambique	-	Foreign Subsidiary	100.00	As per Mozambique Commercial Code
17.	CIL NTPC Urja Private Limited, NTPC Bhawan, Scope Complex, 7, Institutional Area, Lodhi Road, New Delhi - 110003	U14105DL 2010PTC202053	Joint Venture	50.00	Section 2(6) of Companies Act' 2013
18.	International Coal Ventures Private Limited, 20th Floor, Scope Minar, (Core-2), North Tower, Laxmi Nagar, District Centre, Delhi - 110092	U10100DL 2009PTC190448	Associate	0.19	Section 2(6) of Companies Act' 2013
19	Talcher Fertilizers Limited Plot 2/H, Kalpana Area BJB Nagar, Khordha Bhubaneswar PIN-751014	U24120OR 2015PLC019575	Associate	33.32	Section 2(6) of Companies Act' 2013
20	Hindustan Urvarak and Rasayan Limited, Coal Bhawan, Coal India Limited, 7th Floor, Plot No. AF-III, Action Area-1A, Newtown, Kolkata 700 156	U24100WB 2016PLC216175	Associate	33.33	Section 2(6) of Companies Act' 2013



# COAL INDIA LIMITED

A MAHARATNA COMPANY

## I. SHARE HOLDING PATTERN (Equity Share Capital Breakup as Percentage of Total Equity):

### i.) Category-wise Share Holding:

Category of Shareholders	No. of Shares held at the beginning of the year [as on 01-04-2017]				No. of Shares held at the end of the year [as on 31-03-2018]				% Change during the year
	Demat	Physical	Total	% of Total Shares	Demat	Physical	Total	% of Total Shares	
<b>A. Promoter's</b>									
<b>(1) Indian:</b>									
a) Individual/HUF	0	0	0	0.00	0	0	0	0.00	0.00
b) Central Govt.	4894971329	0	4894971329	78.86	4875671716	0	4875671716	78.55	0.31
c) State Govt(s)	0	0	0	0.00	0	0	0	0.00	0.00
d) Bodies Corp.	0	0	0	0.00	0	0	0	0.00	0.00
e) Banks / FI	0	0	0	0.00	0	0	0	0.00	0.00
f) Any other	0	0	0	0.00	0	0	0	0.00	0.00
<b>Sub-Total(A)(1):</b>	<b>4894971329</b>	<b>0</b>	<b>4894971329</b>	<b>78.86</b>	<b>4875671716</b>	<b>0</b>	<b>4875671716</b>	<b>78.55</b>	<b>0.31</b>
<b>(2) Foreign:</b>									
a) NRIs-Individuals	0	0	0	0.00	0	0	0	0.00	0.00
b) Other-Individuals	0	0	0	0.00	0	0	0	0.00	0.00
c) Bodies Corp.	0	0	0	0.00	0	0	0	0.00	0.00
d) Banks / FI.	0	0	0	0.00	0	0	0	0.00	0.00
e) Any other	0	0	0	0.00	0	0	0	0.00	0.00
<b>Sub-Total(A)(2):</b>	<b>0</b>	<b>0</b>	<b>0</b>	<b>0.00</b>	<b>0</b>	<b>0</b>	<b>0</b>	<b>0.00</b>	<b>0.00</b>
<b>Total share-holding of Promoter (A)=(A)(1)+(A)(2)</b>	<b>4894971329</b>	<b>0</b>	<b>4894971329</b>	<b>78.86</b>	<b>4875671716</b>	<b>0</b>	<b>4875671716</b>	<b>78.55</b>	<b>0.31</b>
<b>B. Public Shareholding</b>									
<b>(1) Institutions</b>									
a) Mutual Funds	132502956	0	132502956	2.13	97539015	0	97539015	1.57	0.56
b) Banks / FI	123559371	0	123559371	1.99	134800284	0	134800284	2.17	-0.18
c) Central Govt	0	0	0	0.00	0	0	0	0	0
d) State Govt(s)	0	0	0	0.00	0	0	0	0	0
e) Venture Capital Funds	0	0	0	0.00	0	0	0	0	0
f) Insurance Companies	468424698	0	468424698	7.55	566266802	0	566266802	9.12	-1.58
g) FIs/FPI	400943248	0	400943248	6.46	339977332	0	339977332	5.50	0.96
h) Foreign Venture Capital Funds	0	0	0	0.00	0	0	0	0	0
i) Others/Foreign National	16000	0	16000	0.00	0	0	0	0	0
<b>Sub-total (B)(1):-</b>	<b>1125446273</b>	<b>0</b>	<b>1125446273</b>	<b>18.13</b>	<b>1138583433</b>	<b>0</b>	<b>1138583433</b>	<b>18.36</b>	<b>-0.23</b>



Category of Shareholders	No. of Shares held at the beginning of the year [as on 01-04-2017]				No. of Shares held at the end of the year [as on 31-03-2018]				% Change during the year
	Demat	Physical	Total	% of Total Shares	Demat	Physical	Total	% of Total Shares	
<b>(2) Non-Institutions</b>									
<b>Bodies Corporate:</b>									
i) Indian	55250306	0	55250306	0.89	54645381	0	54645381	0.87	0.02
ii) Overseas	0	0	0	0.00	0	0	0	0.00	0.00
<b>b) Individuals:</b>									
i) Individual shareholders holding nominal share capital upto Rs.1 lakh	104972638	7412	104980050	1.69	106032924	8515	106041439	1.70	-0.01
ii) Individual shareholders holding nominal share capital in excess of Rs 1 lakh	7631002		7631002	0.12	10511726	0	10511726	0.17	-0.05
<b>c) Others (specify):</b>									
Non Resident Indians	4473200		4473200	0.07	8158091	0	8158091	0.13	-0.06
Overseas Corporate Bodies	0		0	0.00	0	0	0	0	0
NBFC registered with RBI	121367		121367	0.00	30025	0	30025	0.00	0.00
Clearing Members	5360787		5360787	0.09	2572104	0	2572104	0.04	0.05
Trusts	9174395		9174395	0.15	11195262	0	11195262	0.18	-0.03
Foreign Bodies-DR	468		468	0.00	0	0	0	0	0
<b>Sub-total(B)(2):-</b>	<b>186984163</b>	<b>7412</b>	<b>186991575</b>	<b>3.01</b>	<b>193145513</b>	<b>8515</b>	<b>193154028</b>	<b>3.11</b>	<b>-0.08</b>
<b>Total Public Shareholding (B) = (B)</b>									
<b>(1) + (B)(2)</b>	<b>1312430436</b>	<b>7412</b>	<b>1312437848</b>	<b>21.14</b>	<b>1331728946</b>	<b>8515</b>	<b>1331737461</b>	<b>21.45</b>	<b>-0.31</b>
C. Shares held by Custodian for GDRs, AGRs	0	0	0	0.00	0	0	0	0	0
<b>Grand Total (A + B + C)</b>	<b>6207401765</b>	<b>7412</b>	<b>6207409177</b>	<b>100.00</b>	<b>6207400662</b>	<b>8515</b>	<b>6207409177</b>	<b>100</b>	<b>0</b>



# COAL INDIA LIMITED

A MAHARATNA COMPANY

## ii) Shareholding of Promoter:

S. No.	Shareholding at the beginning of the year [as on 01-04-2017]		Shareholding at the end of the year [as on 31-03-2018]		% change in shareholding during the year
	No. of Shares	% of total Shares of the company	No. of Shares	% of total Shares of the company	
1.	4894971329	78.86	4875671716	78.55	0.31

## iii) Change in Promoters' Shareholding (please specify, if there is no change):

S. No.	Particulars	Shareholding at the beginning of the year [as on 01-04-2017]		Cumulative Shareholding during the year [2017-18]	
		No. of shares	% of total shares of the company	No. of shares	% of total shares of the company
1.	At the beginning of the year	4894971329	78.86	4894971329	78.86
2.	Date wise Increase/Decrease in Promoters Shareholding during the year specifying the reasons for increase/decrease (e.g. allotment/ transfer/ bonus/ sweat equity etc.):	1,92,99,613 Divestment by way of sale of shares in 'Bharat 22 Exchange Traded Fund 'A'.			
3.	At the end of the year	4875671716	78.55	4875671716	78.55

## iv) Shareholding Pattern of top ten Shareholders: (Other than Directors, Promoters and Holders of GDRs and ADRs) :

S. No.	For Each of the Top 10 Shareholders	Shareholding at the beginning of the year [as on 01-04-2017]		Shareholding at the end of Year [as on 31-03-2018]	
		No. of shares	% of total shares of the company	No. of shares	% of total shares of the company
1.	Life Insurance Corporation of India	452923208	7.3	556948456	8.97
2.	The Income Fund of America	68892368	1.11	75694235	1.22
3.	LIC P & GS Fund	51700664	0.83	38000000	0.61
4.	Government of Singapore	46730287	0.75	29224428	0.47
5.	Vanguard Emerging Markets Stock Index Fund, Aserie	21524009	0.35	21535658	0.35
6.	Monetary Authority of Singapore	21303946	0.34	21180306	0.34



iv) Shareholding Pattern of top ten Shareholders: (Other than Directors, Promoters and Holders of GDRs and ADRs) :

S. No.	Shareholding at the beginning of the year [as on 01-04-2017]		Shareholding at the end of Year [as on 31-03-2018]	
	No. of shares	% of total shares of the company	No. of shares	% of total shares of the company
7.	17000000	0.27	19333195	0.31
8.	15830691	0.26	16953673	0.27
9.	15414014	0.25	14210351	0.23
10.	13964530	0.22	13964530	0.22

v) Shareholding of Directors and Key Managerial Personnel:

Sl. No.	Shareholding of each Directors and each Key Managerial Personnel	Shareholding at the beginning of the year [as on 01-04-2017]		Shareholding at the end of the year [as on 03-2018]	
		No. of shares	% of total shares of the company	No. of shares	% of total shares of the company
1.	Shri Sutritha Bhattacharya, Chairman-cum- Managing Director (Ceased to be director w.e.f 01.09.17)				
	At the beginning of the year	Nil	Nil	Nil	Nil
	Date wise Increase / Decrease in Promoters Shareholding during the year specifying the reasons for increase /decrease (e.g. allotment / transfer / bonus/ sweat equity etc.):		-		
	At the end of the year	Nil	Nil	Nil	Nil
2.	Shri R.K.Sinha, Official Part -Time Director				
	At the beginning of the year	Nil	Nil	Nil	Nil
	Date wise Increase / Decrease in Promoters Shareholding during the year specifying the reasons for increase /decrease (e.g. allotment / transfer / bonus/ sweat equity etc.):		-		
	At the end of the year	Nil	Nil	Nil	Nil
3.	Shri Vivek Bharadwaj, Official Part - Time Director(Ceased to be director w.e.f. 08-06-17)				
	At the end of the year	Nil	Nil	Nil	Nil



# COAL INDIA LIMITED

A MAHARATNA COMPANY

Sl. No.	Shareholding of each Directors and each Key Managerial Personnel	Shareholding at the beginning of the year [as on 01-04-2017]		Shareholding at the end of the year [as on 31-03-2018]	
		No. of shares	% of total shares of the company	No. of shares	% of total shares of the company
	At the beginning of the year	Nil	Nil	Nil	Nil
	Date wise Increase / Decrease in Promoters Shareholding during the year specifying the reasons for increase / decrease (e.g. allotment / transfer / bonus/ sweat equity etc.):		-		
	At the end of the year	Nil	Nil	Nil	Nil
4.	<b>Ms. Reena Sinha Puri, Official Part -Time Director (Appointed as director w.e.f. 09-06-17)</b>				
	At the beginning of the year	Nil	Nil	Nil	Nil
	Date wise Increase / Decrease in Promoters Shareholding during the year specifying the reasons for increase / decrease (e.g. allotment / transfer / bonus/ sweat equity etc.):		-		
	At the end of the year	Nil	Nil	Nil	Nil
5.	<b>Shri C.K. Dey Director (Finance)</b>				
	At the beginning of the year	Nil	Nil	Nil	Nil
	Date wise Increase / Decrease in Promoters Shareholding during the year specifying the reasons for increase / decrease (e.g. allotment / transfer / bonus/ sweat equity etc.):		-		
	At the end of the year	Nil	Nil	Nil	Nil
6.	<b>Ms. Loretta Mary Vas Independent Director</b>				
	At the beginning of the year	Nil	Nil	Nil	Nil
	Date wise Increase / Decrease in Promoters Shareholding during the year specifying the reasons for increase / decrease (e.g. allotment / transfer / bonus/ sweat equity etc.):		-		
	At the end of the year	Nil	Nil	Nil	Nil
7.	<b>Dr. Satish Balram Agnihotri Independent Director</b>				
	At the beginning of the year	Nil	Nil	Nil	Nil
	Date wise Increase / Decrease in Promoters Shareholding during the year specifying the reasons for increase / decrease (e.g. allotment / transfer / bonus/ sweat equity etc.):		-		
	At the end of the year	Nil	Nil	Nil	Nil
8.	<b>Dr. D.C. Panigrahi Independent Director</b>				
	At the beginning of the year	Nil	Nil	Nil	Nil
	Date wise Increase / Decrease in Promoters Shareholding during the year specifying the reasons for increase / decrease (e.g. allotment / transfer / bonus/ sweat equity etc.):		-		
	At the end of the year	Nil	Nil	Nil	Nil



Sl. No.	Shareholding of each Directors and each Key Managerial Personnel	Shareholding at the beginning of the year [as on 01-04-2017]		Shareholding at the end of the year [as on 31-03-2018]	
		No. of shares	% of total shares of the company	No. of shares	% of total shares of the company
9.	<b>Prof. Khanindra Pathak Independent Director</b>				
	At the beginning of the year	Nil	Nil	Nil	Nil
	Date wise Increase / Decrease in Promoters Shareholding during the year specifying the reasons for increase /decrease (e.g. allotment / transfer / bonus/ sweat equity etc.):		-		
	At the end of the year	Nil	Nil	Nil	Nil
10.	<b>Shri Vinod Jain Independent Director</b>				
	At the beginning of the year	Nil	Nil	Nil	Nil
	Date wise Increase / Decrease in Promoters Shareholding during the year specifying the reasons for increase /decrease (e.g. allotment / transfer / bonus/ sweat equity etc.):		-		
	At the end of the year	Nil	Nil	Nil	Nil
11.	<b>Shri S.N. Prasad Director Marketing</b>				
	At the beginning of the year	Nil	Nil	Nil	Nil
	Date wise Increase / Decrease in Promoters Shareholding during the year specifying the reasons for increase /decrease (e.g. allotment / transfer / bonus/ sweat equity etc.):		-		
	At the end of the year	Nil	Nil	Nil	Nil
12.	<b>Shri Vinod Kumar Thakral, Independent Director (Appointed on 06.09.17)</b>				
	At the beginning of the year	Nil	Nil	Nil	Nil
	Date wise Increase / Decrease in Promoters Shareholding during the year specifying the reasons for increase /decrease (e.g. allotment / transfer / bonus/ sweat equity etc.):		-		
	At the end of the year	Nil	Nil	Nil	Nil
13.	<b>Shri B.L.Gajipara Independent Director (Appointed on 22.09.17)</b>				
	At the beginning of the year	Nil	Nil	Nil	Nil
	Date wise Increase / Decrease in Promoters Shareholding during the year specifying the reasons for increase /decrease (e.g. allotment / transfer / bonus/ sweat equity etc.):		-		
	At the end of the year	Nil	Nil	Nil	Nil
14.	<b>Shri Binay Dayal, Director (Technical) (Appointed on 11.10.17)</b>				
	At the beginning of the year	Nil	Nil	Nil	Nil
	Date wise Increase / Decrease in Promoters Shareholding during the year specifying the reasons for increase /decrease (e.g. allotment / transfer / bonus/ sweat equity etc.):		-		
	At the beginning of the year	200	200	300	300
	Date wise Increase / Decrease in Promoters Shareholding during the year specifying the reasons for increase /decrease (e.g. allotment / transfer / bonus/ sweat equity etc.):				
	At the end of the year	300	300	300	300
		Purchased 100 Shares @ ₹ 292.19/- each			
		300	300	300	300



Sl. No.	Shareholding of each Directors and each Key Managerial Personnel	Shareholding at the beginning of the year [as on 01-04-2017]		Shareholding at the end of the year [as on 31-03-2018]	
		No. of shares	% of total shares of the company	No. of shares	% of total shares of the company
15.	<b>Shri R.P. Srivastava, Director (P&amp; IR)</b> (Appointed on 31.01.18) At the beginning of the year Date wise Increase / Decrease in Promoters Shareholding during the year specifying the reasons for increase /decrease (e.g. allotment / transfer / bonus/ sweat equity etc.): At the end of the year	Nil	Nil	Nil	Nil
16.	<b>Shri M. Viswanathan, Company Secretary</b> At the beginning of the year Date wise Increase / Decrease in Promoters Shareholding during the year specifying the reasons for increase /decrease (e.g. allotment / transfer / bonus/ sweat equity etc.): At the end of the year	400	0.00	400	0.00

**V) INDEBTEDNESS: [Indebtedness of the Company including interest outstanding/accrued but not due for payment]:**

PARTICULARS	Secured Loans excluding deposits	Unsecured Loans	Deposits	Total Indebtedness
<b>Indebtedness at the beginning of the financial year:</b>				
i) Principal Amount	NIL	NIL	NIL	NIL
ii) Interest due but not paid	NIL	NIL	NIL	NIL
iii) Interest accrued but not due	NIL	NIL	NIL	NIL
<b>Total (i + ii + iii)</b>	NIL	NIL	NIL	NIL
Change in Indebtedness during the financial year				
* Addition	NIL	NIL	NIL	NIL
* Reduction	NIL	NIL	NIL	NIL
Net Change	NIL	NIL	NIL	NIL
<b>Indebtedness at the end of the financial year:</b>				
i) Principal Amount	NIL	NIL	NIL	NIL
ii) Interest due but not paid	NIL	NIL	NIL	NIL
iii) Interest accrued but not due	NIL	NIL	NIL	NIL
<b>Total (i + ii + iii)</b>	NIL	NIL	NIL	NIL


**VI). REMUNERATION OF DIRECTORS AND KEY MANAGERIAL PERSONNEL:**
**A. Remuneration to Managing Director, Whole-Time Directors and/or Manager :**

(In `)

S.N	Particulars of Remuneration	Name of MD/WTD/ Manager						Total Amount
		Shri S. Bhattacharya	Shri C. K. Dey	Shri S.N. Prasad	Shri B. Dayal	Shri R.P. Srivastava		
1.	Gross salary							
	(a) Salary as per provisions contained in section 17(1) of the Income-tax Act, 1961	28,00,227	42,20,443	38,25,729	14,06,353	-		1,22,52,752
	(b) Value of perquisites u/s 17(2) Income-tax Act, 1961	3,24,247	7,39,754	5,48,738	-	-		16,12,739
	(c) Profits in lieu of salary under section 17(3) Income-tax Act, 1961	-	-	-	-	-		-
2.	Stock Option	-	-	-	-	-		-
3.	Sweat Equity	-	-	-	-	-		-
4.	Commission- as % of profit- others, specify	-	-	-	-	-		-
5.	Others, please specify	-	-	-	-	-		-
	<b>Total (A)</b>	<b>31,24,474</b>	<b>49,60,197</b>	<b>43,74,467</b>	<b>14,06,353</b>	<b>-</b>		<b>1,38,65,491</b>

**B. Remuneration to Other Directors :**

(In `)

SN.	Particulars of Remuneration	Name of Directors								Total Amount	
		Ms. Loretta Mary Vas	Dr. Satish Balram Agnihotri	Dr. D.C. Panigrahi	Prof. Khanindra Pathak	Shri Vinod Jain	Shri V.K. Thakral	Shri B.L.Gajipara			
1.	Independent Directors:										
	Fee for attending board committee meetings	12,40,000	15,50,000	15,90,000	14,10,000	13,60,000	9,00,000	6,20,000			86,70,000
	Commission	-	-	-	-	-	-	-			-
	Others, please specify	-	-	-	-	-	-	-			-
	<b>Total (1)</b>	<b>12,40,000</b>	<b>15,50,000</b>	<b>15,90,000</b>	<b>14,10,000</b>	<b>13,60,000</b>	<b>9,00,000</b>	<b>6,20,000</b>			<b>86,70,000</b>
2.	Other Non-Executive Directors:										
	Shri R.K. Sinha		Shri Vivek Bharadwaj	Ms. R.S. Puri							
	Fee for attending board committee meetings	-	-	-	-	-	-	-			-
	Commission	-	-	-	-	-	-	-			-
	Others, please specify	-	-	-	-	-	-	-			-
	<b>Total (2)</b>	<b>-</b>	<b>-</b>	<b>-</b>	<b>-</b>	<b>-</b>	<b>-</b>	<b>-</b>			<b>-</b>
	<b>Total (B) = (1 + 2)</b>	<b>12,40,000</b>	<b>15,50,000</b>	<b>15,90,000</b>	<b>14,10,000</b>	<b>13,60,000</b>	<b>9,00,000</b>	<b>6,20,000</b>			<b>86,70,000</b>



C. Remuneration to Key Managerial Personnel Other than MD/Manager/WTD:

(in `)

S. No.	Particulars of Remuneration	Key Managerial Personnel	Total Amount
		Shri C. K. Dey, CFO	
		Shri M. Viswanathan, CS	
1.	Gross salary		
	(a) Salary as per provisions contained in section 17(1) of the Income-tax Act, 1961	42,20,443	73,75,953
	(b) Value of perquisites u/s 17(2) Income-tax Act, 1961	7,39,754	7,39,754
	(c) Profits in lieu of salary under section 17(3) Income-tax Act, 1961	-	-
2.	Stock Option	-	-
3.	Sweat Equity	-	-
4.	Commission	-	-
	- as % of profit	-	-
5.	Others, please specify	-	-
	<b>Total</b>	<b>49,60,197</b>	<b>81,15,707</b>

VII. PENALTIES / PUNISHMENT/ COMPOUNDING OF OFFENCES:

Type	Section of the Companies Act	Brief Description	Details of Penalty / Punishment/ Compounding fees imposed	Authority [RD / NCLT/ COURT]	Appeal made, if any (give Details)
<b>A. COMPANY:</b>					
Penalty					
Punishment		None			
Compounding					
<b>B. DIRECTORS:</b>					
Penalty					
Punishment		None			
Compounding					
<b>C. OTHER OFFICERS IN DEFAULT:</b>					
Penalty					
Punishment		None			
Compounding					

Sd/-  
(A.K. Jha)  
Chairman  
(DIN - 06645361)



## LOANS AND ADVANCES, GUARANTEES, INVESTMENTS BY COAL INDIA LTD.

(Disclosure as per section 186(4) of Companies Act, 2013)

(` in crore)

Particulars	For CIL Standalone As at 31.03.18		For CIL Consolidated As at 31.03.18		Purpose
<b>A. Non-Current Loans and Advances</b>					
<b>a. Loans</b>					
<b>Loans to Employees</b>					
- Secured, considered good	0.40		19.95		As a part of employee benefit measure
- Unsecured, considered good	-		0.13		
- Doubtful	-		0.13		
	0.40		20.21		
Less: Provision for doubtful loans	-	0.40	0.13	20.08	
<b>Loan to other body corporate</b>					
- Secured, considered good	-		-		
- Unsecured, considered good	-		1,000.00		Loan of ` 1000 crores to NLCIL by MCL
- Doubtful	1.50		1.50		
	1.50		1,001.50		
Less: Provision for doubtful loans	1.50	-	1.50	1,000.00	
<b>TOTAL (a)</b>		<b>0.40</b>		<b>1,020.08</b>	
<b>b. Other Financial Assets</b>					
Bank Deposits				180.35	Deposit of surplus fund
Deposits with bank under :					
- Mine Closure Plan		45.08		6,138.61	Deposit in Mine closure escrow fund for requirement of Mine closure guidelines issued by Ministry of Coal
- Shifting & Rehabilitation Fund scheme		3,627.00		3,627.00	Deposit in shifting and rehabilitation fund
Receivable from Escrow Account for Mine Closure Expenses		-		224.14	Receivable from escrow fund for expenditure incurred on progressive mine closure activities.
Other deposits	0.31		212.17		Security Deposit for P&T, Electricity etc.
Less : Provision for doubtful deposits	0.01	0.30	0.05	212.12	
Security Deposit for utilities	4.25		4.25		Security Deposit for P&T, Electricity etc.
Less : Provision	0.17	4.08	0.17	4.08	



# COAL INDIA LIMITED

A MAHARATNA COMPANY

(₹ in Crore)

Particulars	For CIL Standalone As at 31.03.18		For CIL Consolidated As at 31.03.18		Purpose
Receivable for Exploratory works	45.36		45.36		Cost of exploratory drilling
Less : Provision	45.36	-	45.36	-	
Other receivables	-		215.89		Deposit with tax authorities under protest
Less: Provision	-	-	12.16	203.73	
<b>Total (b)</b>		<b>3,676.46</b>		<b>10,590.03</b>	
<b>c. Other Non-Current Assets</b>					
<b>(i) Capital Advances</b>	62.06		2,393.94		For procurement of assets for the company
Less : Provision for doubtful advances	-	62.06	9.98	<b>2,383.96</b>	
<b>(ii) Advances other than capital advances</b>					
(a) Security Deposit for utilities	-		128.11		Security Deposit for P&T, Electricity etc.
Less : Provision for doubtful deposits	-	-	2.37	<b>125.74</b>	
(b) Other Deposits	-		35.27		Security Deposit for obtaining day to day services
Less : Provision for doubtful deposits	-	-	0.66	<b>34.61</b>	
(c) Advance for Revenue	0.15		1.88		For procurement of misc. items and other services etc.
Less :Provision for doubtful advances	-	0.15	0.79	<b>1.09</b>	
(d) Prepaid Expenses	-	-	-	-	
<b>TOTAL (C)</b>		<b>62.21</b>		<b>2,545.40</b>	
<b>Total (a+b+c)</b>		<b>3,739.07</b>		<b>14,155.51</b>	


**LOANS AND ADVANCES, GUARANTEES, INVESTMENTS BY COAL INDIA LTD.**

(Disclosure as per section 186(4) of Companies Act. 2013)

( ` in Crore)

	For CIL Standalone As at 31.03.18	For CIL Consolidated As at 31.03.18	Purpose
<b>B. Current Loans and Advances</b>			
<b>a. Loans</b>			
<b>Loans to Related parties</b>			
- Secured, considered good	-	-	
- Unsecured, considered good	-	-	
- Doubtful	-	-	
Less: Provision for doubtful loans	-	-	
<b>Loans to other body corporates</b>			
- Secured, considered good	-	-	Interest receivable for loan for procurement of OTR Tyres.
- Unsecured, considered good	1.87	1.87	
- Doubtful	-	-	
Less: Provision for doubtful loans	-	-	
<b>Loans to Employees</b>			
- Secured, considered good	0.01	1.64	As a part of employee benefit measure
- Unsecured, considered good	-	0.18	
- Doubtful	-	-	
Less: Provision for doubtful loans	-	-	
<b>TOTAL (a)</b>	<b>1.88</b>	<b>3.69</b>	
<b>b. Other financial assets</b>			
Receivable from Escrow Account for Mine Closure Expenses		101.68	Receivable from escrow fund for expenditure incurred on progressive mine closure activities.
Current Account with Subsidiaries	533.03	-	For transactions with subsidiaries relating to Apex Charges, Rehabilitation Charges and other transactions
Less: Provision for Doubtful Advances	53.83	-	
Interest accrued on			
- Investments	-	31.35	Interest accrued on Investment, Bank deposit and Other lendings of surplus fund
- Bank Deposits	8.33	863.28	
- Others	-	4.79	
Other deposits	-	615.53	Comprises of deposit in Escrow Account for mine closure
Less: Provision for doubtful deposits	-	-	
Claims receivables	2.26	676.40	Mainly includes claim receivable from customers and income tax refunds
Less: Provision for doubtful claims	2.26	29.30	
Other receivables	50.32	1,316.39	Mainly includes amount recoverable from contractors, customers & suppliers, employee benefit funds etc.
Less: Provision for doubtful claims	-	14.48	
<b>TOTAL (b)</b>	<b>537.85</b>	<b>3,565.64</b>	
<b>c. Other current assets</b>			
Advance for Capital	-	-	
Less: Provision for doubtful advances	-	-	
Advance for Revenue (goods & services)	0.62	574.24	For procurement of misc. items and other services etc.



# COAL INDIA LIMITED

A MAHARATNA COMPANY

(` in Crore)

	For CIL Standalone As at 31.03.18		For CIL Consolidated As at 31.03.18		Purpose
Less: Provision for doubtful advances	0.22	0.40	7.33	566.91	As per requirement of various Statutory Acts
Advance payment of statutory dues	0.02		1,918.25		
Less: Provision for doubtful advances	0.02	-	0.33	1,917.92	
Advance to Related Parties - For Research & Development with CMPDIL		90.12	-		Advance given to CMPDIL for carrying out research activities
Advance to Employees	0.86		74.93		Recoverable Advance against dues to employees
Less: Provision for doubtful advances	-	0.86	0.25	74.68	Advance against various miscellaneous expenses
Advance- Others	13.57		273.71		
Less: Provision for doubtful claims	-	13.57	3.67	270.04	Income tax, commercial tax etc. deposited under protest
Deposits- Others	0.79		4,184.41		
Less: Provision	-	0.79	2.06	4,182.35	Input Tax Credit to be utilised under GST Act
GST Credit Entitlement	17.55		2,950.48		
Less: Provision	-	17.55	-	2,950.48	MAT CREDIT under Income Tax
MAT CREDIT ENTITLEMENT	101.39		101.39		
Less: Provision	-	101.39	-	101.39	Revenue expenses paid in advance
Prepaid Expenses				24.23	
Receivables- Others	2.39		182.96		Mainly includes claims receivable from various authorities
Less: Provision	0.74	1.65	17.39	165.57	
<b>TOTAL (c)</b>		<b>226.33</b>	<b>10,253.57</b>		
<b>Total (a+ b+ c)</b>		<b>766.06</b>	<b>13,822.90</b>		

(` in Crore)

	For CIL Standalone As at 31.03.18	For CIL Consolidated As at 31.03.18	Purpose
<b>C. Guarantees</b>			
a. The company has given guarantee on behalf of subsidiaries Eastern Coalfields Limited and Mahanadi Coalfields Limited to the extent of their obligations under loans (principal and interest) made to Export Development Corporation, Canada and Natixis Banque. The outstanding balance of which as on 31.03.2018 are:			
Export Development Corporation, Canada	161.20	-	
Natixis Banque, Paris	7.09	-	
b. Bank guarantee	0.84	401.13	
<b>TOTAL(C)</b>	<b>169.13</b>	<b>401.13</b>	



(` in crore)

Particulars	For CIL Standalone As at 31.03.18	For CIL Consolidated As at 31.03.18	Purpose
<b>D. INVESTMENTS</b>			
<b>1. Non Current Investments(Unquoted)</b>			
<b>a. Investment in Co-operative shares (Unquoted)</b>			Management participation
"B" class shares in Coal Mines Officers Cooperative Credit Society Ltd.	-	0.05	
"D" class shares in Dishergarh colly Worker's central co-opt store Ltd.	-	0.01	
Shares of Rs 25/- each in the Mugma coalfield colly Worker's central co-opt store Ltd	-	0.01	
"B" class shares in Sodepur colly Employee's co-opt credit society Ltd.	-	0.005	
"B" class shares in Dhenomain colly. Employees' co-opt credit society Ltd.	-	0.005	
<b>Total (a)</b>	<b>-</b>	<b>0.08</b>	
<b>b. Investments in Secured Bonds (quoted)</b>			Investment of Surplus fund in various securities
7.55 % Secured Non convertible IRFC Tax free 2021 series 79 bonds	-	200.00	
8% Secured Non convertible IRFC bonds Tax free	-	108.75	
7.22 % Secured Non convertible IRFC bond Tax free	-	499.95	
7.22 % Secured Redeemable REC bond Tax free	-	150.00	
<b>Total (b)</b>	<b>-</b>	<b>958.70</b>	
<b>Investment in Equity Instruments</b>			
<b>(c) Equity Shares in Subsidiary Companies</b>			Strategic Investment in wholly owned subsidiary
Eastern Coalfields Limited (Sanctoria, West Bengal)	2218.45	-	
Central Coalfields Limited (Ranchi, Jharkhand)	940.00	-	
Bharat Coking Coal Limited (Dhanbad, Jharkhand)	2118.00	-	
Western Coalfields Limited (Nagpur, Maharastra)	297.10	-	
Central Mine Planning & Design Institute Limited (Ranchi, Jharkhand)	19.04	-	
Northern Coalfields Limited (Singrauli, Madhya Pradesh)	136.56	-	
South Eastern Coalfields Limited (Bilaspur, Chattisgarh)	298.78	-	
Mahanadi Coalfields Limited (Sambalpur, Orissa)	141.23	-	
Coal India Africana Limitada (Moatize, Mozambique)	0.01	-	
<b>Total (c)</b>	<b>6,169.17</b>	<b>-</b>	



# COAL INDIA LIMITED

A MAHARATNA COMPANY

(` in Crore)

	For CIL Standalone As at 31.03.18	For CIL Consolidated As at 31.03.18	Purpose
<b>(d) Equity Shares in Joint Venture Companies (Unquoted)</b>			
International Coal Venture Private Limited, New Delhi	2.80	7.19	JV for acquisition of coking coal properties abroad
CIL NTPC Urja Private Limited, New Delhi	0.08	0.03	JV for setting up a joint integrated power plants along with mining of coal
Talcher Fertilizers Limited, Bhubaneswar, Orissa	5.02	5.03	JV for revival of Talcher unit of FCIL
Hidustan Urvarak & Rasayan Limited, Kolkata	333.25	332.03	JV for revival of Sindri, Gorakhpur fertiliser unit of FCIL and Barauni unit of HFCL.
<b>Total (d)</b>	<b>341.15</b>	<b>344.28</b>	
<b>(e) Other Equity (Preference Share classified as Equity Component)</b>			Conversion of outstanding Loan and other Current Account balance as per BIFR scheme for reconstruction
5% redeemable cumulative Preference Shares in Bharat Coking Coal Ltd.	1057.52	-	
6% redeemable cumulative Preference Shares in Eastern Coalfields Ltd.	855.61	-	
<b>Total (e)</b>	<b>1913.13</b>	<b>-</b>	
<b>(f) Preference Shares in Subsidiary Companies -Classified as debt Component</b>			Conversion of outstanding Loan and other Current Account balance as per BIFR scheme for reconstruction
5% redeemable cumulative Preference Shares in Bharat Coking Coal Ltd.	2,176.78	-	
6% redeemable cumulative Preference Shares in Eastern Coalfields Ltd.	1,537.16	-	
<b>Total (f)</b>	<b>3,713.94</b>	<b>-</b>	
<b>Grand Total (a+b+c+d+e+f) (1)</b>	<b>12,137.39</b>	<b>1,303.06</b>	
<b>2. Current</b>			
<b>Mutual Fund Investment</b>			Investment of surplus fund in various securities
BOI AXA Mutual fund	-	0.02	
Canara robeco Mutual fund	-	0.02	
SBI Mutual Fund	-	123.63	
Union KBC Mutual fund	-	0.02	
UTI Mutual Fund	26.06	81.88	
<b>Total (2)</b>	<b>26.06</b>	<b>205.57</b>	
<b>Total (1 + 2)</b>	<b>12,163.45</b>	<b>1,508.63</b>	

## Statement pursuant to first proviso to sub-section (3) of section 129 read with rule 5 of Companies (Accounts) Rules, 2014 as on 31st March, 2018



## Part 'A': Subsidiaries

Figures in Crores except entry in Sl. No 9

Sl.No.	Name of Subsidiary Company	Reporting Currency	Share Capital	Reserves & Surplus	Total Assets	Total Liabilities	Current Investments	Non-Current Investments	Turn over	Profit Before Taxation	Provision for Taxation	Profit/(Loss) from discontinuing operations	Share of Minority	Profit After Taxation e.t.c.	Other Comprehensive Income (Net of Tax)	Total comprehensive Income	% of Share-holding
1	Eastern Coalfields Limited	INR	2218.45	(1876.32)	12824.40	12824.40	-	0.08	15250.11	(1466.73)	(535.56)	-	-	(931.17)	107.00	(824.17)	100.00
2	Bharat Coking Coal Limited	INR	2118.00	(1489.30)	10309.18	10309.18	0.77	-	10773.92	(2125.25)	(734.03)	-	-	(1391.22)	93.80	(1297.42)	100.00
3	Central Coalfields Limited	INR	940.00	2538.42	15274.10	15274.10	-	-	15965.12	1343.57	554.06	-	0.01	789.51	91.43	880.94	100.00
4	Northern Coalfields Limited	INR	682.80	2726.89	15458.29	15458.29	-	-	19789.78	4089.72	1,404.48	-	-	2685.24	45.58	2730.82	100.00
5	Western Coalfields Limited	INR	297.10	571.65	13595.29	13595.29	0.09	-	11971.12	(2829.28)	(1,072.80)	-	-	(1756.50)	81.02	(1675.48)	100.00
6	South Eastern Coalfields Limited	INR	717.06	2520.84	26985.95	26985.95	178.65	-	30555.21	3820.67	1,450.72	-	0.11	2369.95	167.09	2537.04	100.00
7	Mahanadi Coalfields Limited	INR	706.13	2224.33	27349.76	27349.76	-	958.70	22379.91	7336.88	2,578.37	-	-	4758.51	17.88	4776.39	100.00
8	Central Mine Planning & Design Institute Limited	INR	38.08	296.45	1497.70	1497.70	-	-	1355.94	120.82	39.99	-	-	80.83	23.34	104.17	100.00
9	Coal India Africana Limitada (Mozambique) (MZN & INR in Lacs)	INR MZN	0.49 0.25	-2932.62 -2751.04	49.84 46.76	49.84 46.76	-	-	-	-2932.62 -2751.04	-	-	-	-2932.62 -2751.04	-	-	100.00

## Note

- 1 Coal India Africana Limitada (Mozambique) is yet to commence operations  
2 As on 31.03.2018: 1 MZN = \*0.93815407

MCL, a subsidiary of CIIL has further four Subsidiaries, details of which are given below

Sl.No.	Name of Subsidiary Company	Reporting Currency	Capital	Reserve	Total Assets	Total Liabilities	Current Investments	Non-Current Investments	Turn over	Profit Before Taxation	Provision for Taxation	Profit/(Loss) from discontinuing operations	Share of Minority	Profit After Taxation e.t.c.	Other Comprehensive Income (Net of Tax)	Total comprehensive Income	% of Share-holding
1	MNH Shakti Limited	INR	85.10	(0.52)	84.66	84.66	-	-	-	-	-	-	-	-	-	-	70.00
2	MISJ Coal Limited	INR	95.10	(1.01)	94.45	94.45	-	-	-	-	-	-	-	-	-	-	60.00
3	Mahanadi Basin Power Limited	INR	0.05	(0.89)	20.97	20.97	-	-	-	(0.01)	-	-	-	(0.01)	-	(0.01)	100.00
4	Mahanadi Coal Railway Limited	INR	0.05	(0.02)	33.87	33.87	-	-	-	(0.01)	-	-	-	(0.01)	-	-	64.00

## Note

- 1 MNH Shakti Limited, MISJ Limited, Mahanadi Basin Power Limited & Mahanadi Coal Railway Limited are yet to commence operations.

SECL, a subsidiary of CIIL has further two Subsidiaries, details of which are given below

Sl.No.	Name of Subsidiary Company	Reporting Currency	Capital	Reserve	Total Assets	Total Liabilities	Current Investments	Non-Current Investments	Turn over	Profit Before Taxation	Provision for Taxation	Profit/(Loss) from discontinuing operations	Share of Minority	Profit After Taxation e.t.c.	Other Comprehensive Income (Net of Tax)	Total comprehensive Income	% of Share-holding
1	Chattisgarh East Railway Ltd	INR	306.00	(0.57)	1169.43	1169.43	-	-	-	(0.16)	-	-	-	(0.16)	-	(0.16)	67.23
2	Chattisgarh East-West Railway Ltd	INR	504.06	(0.46)	591.81	591.81	-	-	-	(0.15)	-	-	-	(0.15)	-	(0.15)	64.06

## Note

- 1 Chattisgarh East Railway Limited & Chattisgarh East-West Railway Limited are yet to commence operations.



# COAL INDIA LIMITED

A MAHARATNA COMPANY

CCL, a subsidiary of CIL has further one Subsidiary, details of which are given below

( In Crores)

Sl.No.	Name of Subsidiary Company	Reporting Currency	Capital	Reserve	Total Assets	Total Liabilities	Current Investments	Non-Current Investments	Turn over	Profit Before Taxation	Provision for Taxation	Profit/(Loss) from discontinuing operations	Share of Minority	Profit After Taxation e.t.c.	Other Comprehensive Income (Net of Tax)	Total comprehensive Income	% of Share-holding
1	Jharkhand Central Railway Limited	INR	50.00	(0.67)	228.43	228.43	-	-	-	(0.03)	0.00	-	-	(0.03)	-	(0.03)	64.00

**Note**

1 Jharkhand Central railway Limited are yet to commence operations.

Sd/-  
M. Viswanathan  
Company Secretary

Sd/-  
C. K. Dey  
Director (Finance)  
DIN - 03204505

Sd/-  
A. K. Jha  
Chairman- Cum-Managing Director  
DIN - 06646361



## Part "B": Associates and Joint Ventures

## Statement pursuant to Section 129 (3) of the Companies Act, 2013 related to Associate Companies and Joint Ventures

( in Crore)

Name of Associates/Joint Ventures	CIL NTPC Urja Private Limited	International Coal Ventures Private Limited	Talcher Fertilizers Limited	Hindustan Urvarak & Rasayan Limited, Kolkata
1. Latest audited Balance Sheet Date	31.03.2018	31.03.2018	31.03.2018	31.03.2018
2. Shares of Associate /Joint Ventures held by the company on the year end				
No.	76900	2800000	5015000	333250000
Amount of Investment in Associates/Joint Venture	0.08	2.80	5.02	333.25
Extent of Holding%	50	0.19	33.32	33.33
3. Description of how there is significant influence	By virtue of Shareholding	By virtue of agreement	By virtue of agreement	By virtue of agreement
4. Reason why the associate /Joint venture is not consolidated	NA	NA	NA	NA
5. Networth attributable to Shareholding as per latest audited Balance Sheet	0.03	7.19	5.03	332.03
6. Profit/(Loss) for the year				
i. Considered in Consolidation	-	0.05	0.02	0.38
ii. Not Considered in Consolidation	NA	NA	NA	NA

Note-CIL NTPC Urja Private Limited, Talcher Fertilizers Limited and Hindustan Urvarak and Rasayan Limited are yet to commence operation.

Sd/-  
M.Viswanathan  
Company Secretary

Sd/-  
C.K.Dey  
Director (Finance)  
DIN - 03204505

Sd/-  
A.K.Jha  
Chairman- Cum-Managing Director  
DIN - 06645361



SECRETARIAL AUDIT REPORT UNDER SECTION 204 OF COMPANIES ACT 2013 AND OBSERVATION OF SECRETARIAL AUDITOR & MANAGEMENT EXPLANATION.

Form No. MR-3

SECRETARIAL AUDIT REPORT

FOR THE FINANCIAL YEAR ENDED MARCH 31, 2018

[Pursuant to Section 204(1) of the Companies Act, 2013 and Rule 9 of the Companies (Appointment and Remuneration of Managerial Personnel) Rules, 2014]

To,  
The Members,  
Coal India Limited  
Coal Bhawan, Premises No-04 MAR  
Plot No-AF-III, Action Area-1A, 3rd Floor  
New Town Rajarhat  
Kolkata- 700156

We have conducted the secretarial audit of the compliance of applicable statutory provisions and the adherence to good corporate practices by Coal India Limited (hereinafter called the "Company"). Secretarial Audit was conducted in a manner that provided us a reasonable basis for evaluating the corporate conducts/statutory compliances and expressing our opinion thereon.

Based on our verification of the Company's books, papers, minute books, forms and returns filed and other records maintained by the Company (as per Annexure I, hereinafter referred to as "Books and Papers") and also the information provided by the Company, its officers, agents and authorized representatives during the conduct of secretarial audit, we hereby report that in our opinion, the Company has, during the period covered by our audit, that is to say, from April 01, 2017 to March 31, 2018 (hereinafter referred to as "Audit Period"), complied with the statutory provisions listed hereunder and also that the Company has proper board-processes and compliance-mechanism place to the extent, in the manner and subject to the reporting made hereinafter:

We have examined the Books and Papers maintained by the Company for the Audit Period according to the provisions of:

- The Companies Act, 2013 (the "Act") and the rules made thereunder;
- The Securities Contracts (Regulation) Act, 1956 ("SCRA") and the rules made thereunder;
- The Depositories Act, 1996 and the regulations and bye-laws framed thereunder;
- Foreign Exchange Management Act, 1999 and the rules and regulations made thereunder to the extent of Foreign Direct Investment, Overseas Direct Investment and External Commercial Borrowings;
- The following Regulations and Guidelines prescribed under the Securities and Exchange Board of India Act, 1992 ("SEBI Act"):-
- The Securities and Exchange Board of India (Substantial Acquisition of Shares and Takeovers) Regulations, 2011;
- The Securities and Exchange Board of India (Prohibition of Insider Trading) Regulations, 2015;
- The Securities and Exchange Board of India (Registrars to an Issue and Share Transfer Agents) Regulations, 1993 regarding the Companies Act and dealing with client;
- The Securities and Exchange Board of India (Listing Obligation and Disclosure Requirements) Regulations, 2015, (hereinafter referred to as "Listing Regulations, 2015");
- Corporate Governance Guidelines issued by Department of Public Enterprises vide their OM. No. 18(8)/2005-GM dated 14<sup>th</sup> May, 2010.
- Secretarial Standards 1 and 2 as issued by the Institute of Company Secretaries of India;

We report that, having regard to the compliance system prevailing in the Company and on examination of the relevant documents and records in pursuance thereof, on test-check basis, the Company has complied with the following laws applicable specifically to the Company:

1. The Coal Mines Act, 1952.
2. Indian Explosives Act, 1884.
3. Colliery Control Order, 2000 and Colliery Control Rules, 2004.
4. The Coal Mines Regulations, 2017.
5. The Payment of Wages (Mines) Rules, 1956.
6. Coal Mines Pension Scheme, 1998.
7. Coal Mines Conservation and Development Act, 1974.
8. The Mines Vocational Training Rules, 1966.
9. The Mines Creche Rules, 1961.
10. The Mines Rescue Rules, 1985.
11. Coal Mines Pithead Bath Rules, 1946.



12. Maternity Benefit (Mines and Circus) Rules, 1963.
13. The Explosives Rules, 2008.
14. Mineral Concession Rules, 1960.
15. Coal Mines Provident Fund and Miscellaneous Provisions Act, 1948.
16. Mines and Minerals (Development and Regulation) Act, 1957.
17. The Payment of Undisbursed Wages (Mines) Rules, 1989.
18. Indian Electricity Act, 2003 and the Indian Electricity Rules, 1956.
19. Environment Protection Act, 1986 and Environment Protection Rules, 1986.
20. The Hazardous and Other Wastes (Management and Transboundary Movement) Rules, 2016.
21. The Water (Prevention & Control of Pollution) Act, 1974 and Rules made thereunder.
22. The Air (Prevention & Control of Pollution) Act, 1981.

#### Management's Responsibility

1. Maintenance of secretarial records is the responsibility of the management of the Company. Our responsibility is to express an opinion on these secretarial records based on our audit.
2. We have followed the audit practices and the processes as were appropriate to obtain reasonable assurance about the correctness of the contents of the secretarial records. The verification was done on test basis to ensure that correct facts are reflected in secretarial records. We believe that the processes and practices, we followed provide a reasonable basis for our opinion.
3. We have not verified the correctness and appropriateness of financial records and Books of Account of the Company or examined any books, information or statements other than Books and Papers.
4. We have not examined any other specific laws except as mentioned above.
5. Wherever required, we have obtained the Management Representation about the compliance of aforesaid Laws, Rules, Regulations, Standards, Guidelines and happening of events etc.
6. The compliance of the provisions of corporate laws and other applicable Rules, Regulations, Guidelines, Standards etc. is the responsibility of management. Our examination was limited to the verification of procedure on test basis.
7. The Secretarial Audit Report is neither an assurance as to the future viability of the Company nor of the efficacy or effectiveness with which the management has conducted the affairs of the Company.

During the Audit Period, the Company has complied with the provisions of the Act, Rules, Regulations, Guidelines, etc. mentioned above subject to the following observations:

#### Matter of Emphasis

##### Minimum Public Shareholding

As per Department of Economic Affairs (DEA), Ministry of Finance Notification dated 22nd August, 2014, amending the Securities Contracts (Regulation) Rules, 1957 ('SCRR'), minimum public shareholding of 25% to be achieved within 3 years of the Notification i.e. by 21<sup>st</sup> August, 2017 by CPSEs. Further, vide DEA Notification dated 3<sup>rd</sup> July, 2017; the timeline has been extended for another one year i.e. till 21<sup>st</sup> August, 2018. It has been seen that as on 31<sup>st</sup> March, 2018, the Government of India ("GoI") holds 78.55% shares of the Company. CCEA has already approved further divestment of 10% of CIL Shares. DIPAM has appointed Merchant Banker and Legal Counsel for the same.

#### Recommendation:

##### Evaluation of risk mitigation measures

In accordance with the provisions of Regulation 18(3) read with Part C of Schedule II of the Listing Regulations, 2015, the Audit Committee of every listed company is required to evaluate the risk mitigation system of the company.

It was observed that the Audit Committee has not reviewed the risk mitigation measures as the same is yet to be framed by the Risk Management Committee of the Company. Therefore, it is recommended to comply with the aforesaid provision in the upcoming years.

**We report** that subject to the aforesaid observations, the Company has complied with the conditions of Corporate Governance as stipulated in the Listing Regulations, 2015 as well as Corporate Governance Guidelines issued by Department of Public Enterprises.

**We further report** that as on 31<sup>st</sup> March, 2018, the Board of Directors of the Company is duly constituted in terms of the Act, Listing Regulations, 2015 and the Corporate Governance Guidelines issued by Department of Public Enterprises. The Board is comprised of a total of 13 directors with two Non-Executive Nominee Directors, four Executive Directors and seven Non-Executive Independent Directors as on the said date. The changes in the composition of the Board of Directors that took place during the Audit Period were carried out in compliance with the provisions of the Act.

Adequate notice is given to all directors to schedule the Board Meetings, agenda and detailed notes on agenda were sent at least seven days in advance, and a system exists for seeking and obtaining further information and clarifications on the agenda items before the meeting and for meaningful participation at the meeting.

All the decisions made in the Board were carried out with unanimous consent of all the Directors present during the meeting.

**We further report** that based on the information provided by the Company during the Audit Period and also on the review of quarterly compliance reports by the Company Secretary taken on record by the Board of Directors of the Company, in our opinion, adequate systems and



# COAL INDIA LIMITED

A MAHARATNA COMPANY

processes and control mechanisms exist in the Company to monitor and ensure compliance with applicable general laws.

**We further report** that during the Audit Period, the Company has not incurred any specific event/ action that can have a major bearing on the Company's affairs in pursuance of the above referred laws, rules, regulations, guidelines, standards, etc.

Place: Kolkata

Date: 25.06.18

For Vinod Kothari & Company  
Practising Company Secretaries

Sd/-  
Arun Kumar Maitra  
Partner  
Membership No. A3010  
C P No.: 14490

## OBSERVATION OF SECRETARIAL AUDITOR & MANAGEMENT EXPLANATION

SI.	MATTER OF EMPHASIS	MANAGEMENT EXPLANATION
1	As per Department of Economic Affairs (DEA), Ministry of Finance Notification dated 22nd August, 2014, amending the Securities Contracts (Regulation) Rules, 1957 ('SCRR'), minimum public shareholding of 25% to be achieved within 3 years of the Notification i.e. by 21st August, 2017 by CPSEs. Further, vide DEA Notification dated 3rd July, 2017; the timeline has been extended for another one year i.e. till 21st August, 2018. It has been seen that as on 31st March, 2018, the Government of India ("GoI") holds 78.55% shares of the Company. CCEA has already approved further divestment of 10% of CIL Shares. DIPAM has appointed Merchant Banker and Legal Counsel for the same.	SEBI has notified the manner of achieving the minimum public holding. According to which, promoters have to take action for dilution of their holding. CCEA has already approved further divestment of 10% of CIL Shares. DIPAM has already appointed Merchant Bankers and Legal Counsel for the same. Company is in discussion with DIPAM for achieving the minimum public shareholding.
2	In accordance with the provisions of Regulation 18(3) read with Part C of Schedule II of the Listing Regulations, 2015, the Audit Committee of every listed company is required to evaluate the risk mitigation system of the company. It was observed that the Audit Committee has not reviewed the risk mitigation measures as the same is yet to be framed by the Risk Management Committee of the Company. Therefore, it is recommended to comply with the aforesaid provision in the upcoming years.	Risk Committee has finalised the 'Risk That Matters'. Mitigation Measures for 'Risk That Matters' is under finalization and the same will be placed to the Board through Risk Management Committee. Thereafter, the risk mitigation system will be evaluated by Audit Committee.

Annexure 26

### Foreign Exchange Earning and outgo under Rule 8 of Companies (Accounts) Rules, 2014

#### COAL INDIA LIMITED (STANDALONE)

#### Expenditure / Earnings in Foreign exchange – 2017-18

(` in crore)

	Current Year	Previous Year
<b>Expenditures</b>		
i) Travelling Expenses	0.32	0.29
ii) Training Expenses	0.18	0.53
iii) Others	0.05	0.23
<b>Earnings</b>	Nil	Nil

#### COAL INDIA LIMITED (CONSOLIDATED)

#### Expenditure / Earnings in Foreign exchange – 2017-18

(` in crore)

	Current Year	Previous Year
<b>Expenditures</b>		
i) Travelling Expenses	1.43	2.00
ii) Training Expenses	0.22	9.36
iii) Consultancy charges	-	-
iv) Interest	0.07	0.09
v) Others	8.99	21.56
<b>Earnings</b>	Nil	Nil



## RESEARCH & DEVELOPMENT (R&D)

### 1. Specific area in which R&D carried out

The Government of India through its Coal Science & Technology (S&T) Plan and Coal India Limited through its R&D Board have been promoting R&D activities in Coal & Lignite Sectors for improvement in production, productivity, safety, quality, coal beneficiation and utilization, protection of environment and ecology, clean coal technology and allied fields. Substantial funds are being earmarked annually by the Ministry of Coal and CIL R&D Board to carry out research work on the above subjects in above sectors.

### 2. Benefits derived as a result of the above R&D

Notable advances have been made through R&D efforts in coal exploration techniques, introduction of mining methods like "blasting gallery and cable bolting" for recovery of coal in thick seams and shortwall mining at SECL with an output of more than 1000T per day. "Controlled blasting" has also been introduced through R&D efforts and is being used now for removal of overburden rocks and coal in opencast mines as close as to 50m from surface structures successfully. More than 212 Mt of coal so far has been extracted in more than 197 mines by introduction of "Controlled Blasting" which otherwise would have been remained sterilized.

A quantified assessment of roof strata called Rock Mass Rating (RMR) developed under R&D is now being used for designing support in underground mines. So far, over 907 districts in underground coal mines of CIL have been covered.

A number of research projects have yielded considerable gains in the area of land reclamation after mining and utilization of fly ash. Humic acid from lignite as a fertilizer in agriculture has shown 35% increase of yield in case of capsicum, tomato crops and also substantial increase in other crops. This product has been commercialized and is being used by the farmers in Tamil Nadu, Andhra Pradesh, Karnataka and Kerala.

A multi institutional funded (UNDP/GEF, CIL and MoC) demonstration research project on "Coal Bed Methane Recovery and Commercial Utilization" has been successfully concluded at Moonidih underground project, BCCL with encouraging results. The gas recovered under this project was almost 98% pure methane.

Significant improvement has been achieved in both "coking and non-coking coal washing" and "recovery of fine coals". Encouraging results have also been obtained from research related to "combustion techniques" for effective utilization of high-ash coals. Major R&D projects on fine coal beneficiation are under implementation through CIL R&D funding.

While some research projects have produced tangible impact on the industry directly, there are others, which have strengthened mine planning, design and technical services required by both operating mines and future mining projects.

A number of research projects have been taken up in the area of environment and ecology to integrate coal mining activities with ecological conservation and hazards due to mining. The findings of these research projects have made a significant impact on the industry resulting in the adoption of proper environment control. A study was carried on to determine the free silica ( $\alpha$ -Quartz) content present in respirable air borne dust in coal mines and after subsequent analysis in the laboratory, a database software ALPHA-QUARTZ have been developed for various parameters including free silica content and other minerals present in respirable air borne dust as well as in coal.

A research project was undertaken to apply the new technique using Airborne Laser Terrain Mapper and ground based Terrestrial Laser Scanner (TLS). TLS measurement reduces 75% time and 50% manpower than conventional survey. The methodology developed is being used for OB measurement.

To ensure the safety of human life and to protect loss of equipment due to collision of dumpers in opencast mines, Dumper Collision Avoidance System (DCAS) has been developed indigenously. The developed system was successfully undertaken at KDH opencast mine of Central Coalfields Limited (CCL). This three-layer system consists of proximity sensors mounted on dumpers on three sides to detect objects within 10m range, distance and direction information of dumpers present in the vicinity of 100m and also positional information of the dumper through GPRS.

Under the S&T grant of Ministry of Coal, Self-advancing goaf edge (mobile) chock type supports have been indigenously developed and field trial conducted successfully at Bastacola mine of BCCL. These self-propelled mobile supports of medium duty (2 x 200 Te.) have closed and extended height range of 1.85 to 3.2 m and can offer support resistance of 71.4 T/ m<sup>2</sup>.

For safety in underground working, significant progress through R&D work has been made for introduction of modern technique like Ground Penetrating Radar for detection of old unapproachable water logged workings. This new technology provides a major tool for enhancing safety in underground mines close to water logged workings to avoid disaster due to inundation.

Under an R&D project, the solar photovoltaic plant has been erected and commissioned on the roof tops of CMPDI office buildings. The total installed capacity of the plant is 190 kW. Two types of technologies, one with string inverter and another with micro inverter have been adopted in installing the plant. Under this project, conventional grid (utility supply) clubbed with solar PV system and DG supply through grid interactive inverters to feed to internal grid of CMPDI. Solar energy produced through the installed plant are being fully utilized by CMPDI as a first preference and rest of the power requirement of CMPDI are being met by conventional sources. The project efficiently and effectively reduces energy bill of CMPDI, reduces carbon footprint, maximizes renewable energy system, improves power quality, minimizes diesel consumption and introduced autonomous operation with real time control and monitoring. The total life of the plant is about 25 years and requires a very little maintenance.

Following two research projects have been completed during the year 2017-18:



(i) **Development of an on-line coal washability analyser**

This project has been executed by CIMFR, Dhanbad in association with Ardee Hi-Tech Pvt. Ltd., Visakhapatnam with an aim to develop an X-ray based, online coal washability analyser and demonstrate the capabilities of the analyser by comparing efficiency data from traditional float-sink tests with efficiency data generated by the washability analyser.

(ii) **Sustainable livelihood activities on reclaimed open cast coal mines: a technology enabled integrated approach in Indian coal sector**

This project is executed by TERI / TERI University, New Delhi, CMPDI, Ranchi and BCCL, Dhanbad. Under this project, permanent green cover has been developed on overburden dumps / backfilled mined land areas for eco-friendly mine reclamation and utilization of reclaimed land. This would in turn develop entrepreneurship and vocational skills among local community for empowerment in and around the project affected areas. It will also promote local economic growth by driving income generation activities.

New areas, like, development of suitable and cost effective mine void aqua eco-system for promoting fish culture in abandoned coal quarries, constructing structures on backfilled open cast coal mines, possible implications of bioavailable iron in coal mine dust on coal workers' lung disease, On-line coal dust suppression system for opencast mines, requirement of air in mine for Mass Production Technology, multiple layer trial blasting for better recovery with less diluted coal, studies on the use of coal and petcoke as fuel in the cement industry in India, Through-the-Earth (TTE) two-way communication system for underground mines, development of guideline for prevention & mitigation of explosion hazard by risk assessment and determination of explosibility of Indian coal, development of a methodology for regional air quality monitoring in coalfield areas using satellite data and ground observations, design of cost effective process flowsheet for improved washing efficiency of Indian Coking and Non-coking coals, development of guidelines for increasing the height of overburden dumps at opencast coal mines in India, high ash coal gasification and associated upstream and downstream processes (Coal to Chemicals, CTC), introduction of optical fiber based solar illumination in pit bottom and underground mine roadways and working face, development of Virtual Reality Mine Simulator (VRMS) for improving safety and productivity in coal mines, dry beneficiation of high ash Indian thermal coal are being executed under S&T / R&D funding by different implementing agencies.

**3. Future Plan of Action:**

For enhancing the quantum of research work needed to address the complexity of operations of the coal industry and wider involvement of research organizations / academic institutes, efforts are continuously being made to invite research proposals in the areas related to mining methods, strata control, and mine safety, coal beneficiation and utilization, clean coal technology and protection of environment and ecology etc., for funding under S&T Grant of Ministry of Coal and R&D fund of Coal India Limited.

Future R&D efforts will address areas like liquidation of developed pillar in underground mines, pit and dump slope stability in opencast mines, indigenous development of early warning systems for prediction of dump & highwall failures, CBM from fugitive emissions from opencast mines, in-situ coal gasification, coal liquefaction, and development of predictive models for air quality and pollution etc. To address the above, some research projects are now under implementation:

(i) **Shale gas potentiality evaluation of Damodar basin of India**

This project is under implementation with an objective to evaluate Damodar basins of India for their shale gas potentiality through integrated geophysical, geological, geochemical and petrophysical investigations.

(ii) **Techno-economic Evaluation and performance behavior of Self Advancing (mobile) Goaf Edge Supports (SAGES)**

The project is under implementation by IIT-ISM, Dhanbad and M/s Jaya Bharat Equipment Pvt. Ltd. (JBEPL), Hyderabad. The project aims at modifications and refurbishment of 6 nos. of SAGESs, which were designed and fabricated under earlier S&T project and to study their performance behaviour in underground coalmines of SCCL for their techno-feasibility study.

Under this project, the support units, after making necessary modifications, would be subjected to field trial at RK-NT Mine/ RK-5 Mine of SRP Area, SCCL, where the immediate roof is shale/ sandstone to study the performance behaviour and its influence on the ground movement and also to study the techno-economic feasibility. Field trial has been started by deploying the SAGES in the depillaring panel of RK-7 Mine of SCCL.

(iii) **Requirement of air in mine for Mass Production Technology.**

This project is under implementation by CMPDI, Ranchi. The aim of this project is optimization of ventilation requirement and assessment of minimum infrastructure required for mass production technologies in Indian underground coal mines in order to attain comfortable environment at the working faces considering temperature, heat, humidity and toxic gases, etc. to boost the coal production from underground mines.

Norms prescribed under Coal Mines Regulation CMR-1957 (Regulation 130) are being followed for maintaining ventilation in all underground coal mines, where ventilation system designs are being done on the basis of production or largest manpower in a shift. For mass production mines, if air requirement is calculated on the basis of production it will be too high or if on the basis of highest manpower air requirement is calculated it will be too less as manpower requirement is less in mass production.

Under the proposed study a guideline will be framed for the planning of ventilation requirement for all underground mines, where mass production technologies are either deployed or to be deployed in the future. In addition to the above, assessment will also be done regarding minimum infrastructure required in terms of inclines, shafts, fan drifts, fan capacity, etc. for a mine where mass production technology will be introduced.

(iv) **Multiple layer trial blasting for better recovery with less diluted coal.**

This project is under implementation by IIT-ISM, Dhanbad & CMPDI, Ranchi. IIT-ISM, Dhanbad has technical participation with University of Queensland, Brisbane, Australia on this research subject.

The prime objective of this project is to develop safe and efficient multi-seam and thru-seam blast design to produce clean coal with better recovery using advanced blasting technology.



Under this project, multiple overburden and coal strata can be drilled, loaded with explosives, initiated and blasted in a single cycle. Each layer can be blasted with a unique design and achieve its targeted blast result, which is different from that of the other layers. The blast design in each layer will differ in explosive type and powder factor, inter-hole and inter-row delays, direction of initiation and initiation time, position, which makes this method distinct from conventional blasting. Using this proposed blasting technology, no throw will be achieved in the overburden along with reduction of coal losses and pulverisation leading to increased coal seam recovery. A significant improvement in coal quality by reducing dilution and coal loss will be achieved through this proposed blasting technique.

Under this project, at least 10 (Ten) trial blasts will be conducted in Jayant of NCL where multiple seams (viz. Purba top, bottom and interburden) are available. Holes will be drilled upto 50 m and blasting will be done in a single shot. The method will allow for full exploitation of the benefits of multiple layer blasting economically, limiting coal damage, dilution and loss. Productivity will be enhanced by reducing the drill-blast cycle time through the proposed study. Blasting near habitation will be possible without much of botheration of the neighbourhood.

(v) **Studies on the Use of Coal and Petcoke as Fuel in the Cement Industry in India**

This project is under implementation by IIT-ISM, Dhanbad in association with CMPDI, Ranchi.

Under this project, an in-depth study will be conducted on use of coal and petcoke as fuel in the cement industry, the energy requirement and environmental aspects, the economic evaluation of the cement plants operating with coal, petcoke and their blends and to provide a status report on the use of indigenous coal in the cement plants in India.

The project work envisages survey of energy & environmental issues pertaining to cement manufacturing, which includes consumption of energy during milling operations of fuel (coal, petcoke, blends and other alternative fuels), clinker mills, pre-calciners and kilns, total particulate matter (PM) emissions both in ambient atmosphere as well as in the kilns and mills emission, contribution of coal & petcoke to CO<sub>2</sub> / NO<sub>x</sub> emissions and other organic pollutant emissions.

Under this project, overall assessment of benefits of using coal, petcoke, or their blends as fuel in cement industry will also be studied. A comparative assessment of coal vis-a-vis petcoke, and the economic analysis & its environmental impacts in cement industry will be done and a road map will be prepared for possible enhancement in the share of coal as a fuel in the cement industry.

(vi) **Through-the-Earth (TTE) two-way communication system for underground mines.**

This project is under implementation by IIT, Bombay in association with CMPDI, Ranchi and CCL, Ranchi.

The prime objective of the proposed study is to achieve both "portable" and "two-way voice communication". Currently available TTE systems, which are capable to transmit both way voice are either bulky or of limited range only.

Under proposed study portable wireless intrinsically safe transmitter-receiver units for through the earth to support two-way voice communication upto a penetration range of 150m-200m in underground coal mines would be developed. Effect of various earthy materials present in different underground mine on developed TTE communication system would be studied in details. Effect of galleries dimension and the roughness of wall on meta-material based antenna radiation pattern will also be studied. The proposed antenna will show very high radiation efficiency and bandwidth at a lower frequency bands with a very smaller size compared to the conventional antennae.

(vii) **Development of guideline for prevention & mitigation of explosion hazard by risk assessment and determination of explosibility of Indian coal incorporating risk based mine emergency evacuation and re-entry protocol.**

The above project has been taken up by CIMFR, Dhanbad, IIT-ISM, Dhanbad in association CIL (HQ), Kolkata and SIMTARS, Australia with prime objective to develop an in-house analytical capabilities in the areas of explosion prevention strategy & technology and to introduce the concept of risk assessment based safety management system in Indian coal mine to eliminate or reduce the risk from explosion hazards.

(viii) **Development of a methodology for regional air quality monitoring in coalfield area using satellite data and ground observations.**

The above project is being implemented by CMPDI, Ranchi and National Remote Sensing Centre (NRSC), ISRO, Hyderabad.

The prime objective of the above project is to develop a methodology for air quantity monitoring and modelling by analysis of satellite data at regional level and collection of ground based observations with emphasis on dust (PM<sub>10</sub> and PM<sub>2.5</sub>), NO<sub>x</sub>, SO<sub>x</sub> in coal fields areas. The proposed study will help in taking appropriate mitigative measures to prevent/minimize the deterioration of air quality due to various coal mining activities, which may further help in segregating the source of pollutants at later stage.

The proposed work would be undertaken in three phases. The present study is limited to Phase-I only, where efforts will be made for development of a methodology for assessment of regional air quality with focus on PM<sub>10</sub> and PM<sub>2.5</sub>, NO<sub>x</sub>, SO<sub>x</sub> monitoring by using satellite data and modelling. On successful completion of Phase-I, the study would be taken up under Phase-II and Phase-III, where airborne campaigns and segregation of sources of pollutants from nearby industries based on aerosol chemistry characterization will be dealt with.

(ix) **Development of Virtual Reality Mine Simulator (VRMS) for improving safety and productivity in coal mines.**

The above research project has been taken up by IIT-ISM, Dhanbad in association with CMPDI, Ranchi, BCCL, Dhanbad, NCL, Singrauli and SIMTARS, Australia for development of an immersive 360-degree Virtual Reality Mine Simulator (VRMS) to simulate workplace environment for mines safety training under various scenarios and development of safety training strategies using various training aids at IIT-ISM, Dhanbad in collaboration with SIMTARS, Australia.

Under the proposed VRMS, coal mine safety and operation modules will be developed for one opencast project [i.e. Nigahi Project, NCL] and one underground coal mine [i.e. Moonidih Mine, BCCL] of CIL. All the necessary data from the mine environment including map data, geo-technical data, visual data, etc. will be collected and provided into the system to create the prototype mine environment in Virtual Reality mode. After the completion of project, necessary training programmes will be run by IIT-ISM, Dhanbad for CIL to build the capacity in mining technologies and mines safety with active participation from subsidiaries of CIL on mutually agreed cost basis.



# COAL INDIA LIMITED

A MAHARATNA COMPANY

(x) **Design and Stability of Pillars/Arrays of Pillars for Different Mining Methods in Coal Mine Workings**

The above project is being implemented by CIMFR, Dhanbad; IIT-ISM, Dhanbad; CMPDI, Ranchi; SECL, Bilaspur; BCCL, Dhanbad and SCCL, Kothagudem.

Under this project, design and stability of underground coal pillars and arrays of pillars in coal mine workings will be done for:

- (a) Estimation of load/stress on pillars for shallow as well as deeper horizons,
- (b) Estimation of pillar strength for deeper horizons and finally,
- (c) Development of guidelines to link (a) and (b) by proper safety factor of pillars depending on mining methods and purposes. Project also aims to establish mode of failure (progressive or instantaneous nature) vis-à-vis squat pillar design and risk assessment vis-à-vis parametric analysis with respect to pillar stability.

(xi) **Hybrid PRESRIX process for simultaneous remediation of acid mine drainage and recovery of individual metal Sulphides**

The above project is being implemented by IIT, Roorkee in association with NEC, Margherita and SCCL, Kothagudem.

The project aims to develop an Acid Mine Drainage (AMD) treatment process by neutralization of the acidity in the polluted water by generating enough alkalinity and removal of heavy metals and reduction of total dissolved solid content of the AMD. Also, efforts will be made for recovering heavy metal sequentially from the AMD having commercial values.

(xii) **Reclamation of coal mined land of North Eastern Coalfields, Assam through soil amendment and revegetation with native plant species using integrated biological approach**

The above project is being implemented by RFRI, Jorhat in association with NEC, Margherita

The project aims to develop rehabilitate degraded post-mining land by soil amendments and revegetation with native plant species using integrated biological approach.

(xiii) **Optical fiber based solar illumination of pit bottom and underground mine roadways and working face.**

The above research project has been taken up by IIT, Kharagpur in association with ECL, Sanctoria. The above study will find out the applicability of the optical fibre cable for multipurpose (illumination & sensing and communication) applications and development of a business model for implementation of optical fibre based illumination in mine roadways and working faces. It will also evaluate the replacement costs of the existing system and analyse the payback period.

(xiv) **Capacity building for extraction of Coal Mine Methane (CMM) resource within CIL command areas**

The above project is being implemented by CMPDI, Ranchi & Commonwealth Scientific and Industrial Research Organization (CSIRO), Australia.

The prime objective of the project is to develop efficient and cost-effective methane capture technologies at a pre-selected field or mine site under Indian resource and mining conditions. Project also aims at developing advanced gas testing laboratory services and capabilities within CMPDI which may be replicated at respective Regional Institutes of CMPDI associated with CIL subsidiaries.

4. **Expenditure on Research & Development:**

Expenditure incurred from 2011-12 to 2017-18 on research projects are as follows:

(` in Crore)

Year	S&T of MoC	R&D of CIL	Total Expenditure
2011-12	9.66	16.65	26.31
2012-13	11.53	11.22	22.75
2013-14	11.76	10.97	22.73
2014-15	16.16	13.52	29.68
2015-16	17.59	4.88	22.47
2016-17	10.38	13.66	24.04
2017-18	11.50	59.24	70.74
		<b>Total</b>	<b>218.72</b>

5. **Research & Development :**

CMPDIL is the nodal agency for coordination and monitoring of S&T projects in coal sector as well as R&D projects of CIL. During 2017-18 following projects have been approved:

Sl. No.	Name of the project	Implementing agencies	Approved cost (` in lakhs)
1	Indigenous development of early warning radar system for predicting failures/slope instabilities in open cast mines.	SAMEER, Mumbai, ARDE, Pune, CSRE, IIT, Mumbai, CMPDI, Ranchi and NCL, Singrauli	585.58
2	Design of water network to optimize water consumption in coal washeries for removal of impurities from coal.	IIT, Roorkee, CMPDI, Ranchi & CCL, Ranchi	18.55
3	Electronification of ground water control and conveyor systems in mines.	NLC India Ltd., Neyveli and NITT, Tamil Nadu	73.27



Sl. No.	Name of the project	Implementing agencies	Approved cost (Rs. in lakhs)
4	Design and Stability of Pillars/Arrays of Pillars for Different Mining Methods in Coal Mine Workings	CIMFR, Dhanbad, IIT-ISM, Dhanbad, CMPDI, Ranchi, SECL, Bilaspur, BCCL, Dhanbad and SCCL, Kothagudem	562.29
5	Hybrid PRESRIX process for simultaneous remediation of acid mine drainage and recovery of individual metal sulphides	IIT, Roorkee, NEC, Margherita and SCCL, Kothagudem	74.45
6	Reclamation of coal mined land of North Eastern Coalfields, Assam through soil amendment and revegetation with native plant species using integrated biological approach	RFRI, Jorhat, & NEC, Margherita	83.18
7	Design of cost effective process flowsheet for improved washing efficiency of Indian Coking and Non-coking coals	IIT-ISM, Dhanbad and CMPDI, Ranchi, BCCL, Dhanbad. Technical collaboration with University of Newcastle (NIER Centre), Newcastle, Australia.	1266.98
8	Development of Guidelines for Increasing the Height of Overburden Dumps at Opencast Coal Mines in India	CMPDI, Ranchi and IIT, Delhi.	428.08
9	High ash coal gasification and associated upstream and downstream processes (Coal to Chemicals, CTC)	IIT-ISM, Dhanbad, IIT-Roorkee, CMPDI, Ranchi, MCL, Sambalpur, ECL, Sanctoria and CCL, Ranchi. Technical collaboration of IIT-ISM, Dhanbad with Australian Universities: i) Curtin University, Western Australia, Perth; ii) University of Melbourne, Melbourne, Victoria, Australia and iii) Monash University, Clayton, Victoria, Australia.	2160.721
10	Assessment of applicability and performance of Ground based Interferometry Synthetic Aperture Radar (GblnSAR) in safety zoning of surface mining slopes	IIT, Kharagpur and ECL, Sanctoria.	478.27
11	Optical fiber based solar illumination of pit bottom and underground mine roadways and working face	IIT, Kharagpur and ECL, Sanctoria	155.53
12	Development of Virtual Reality Mine Simulator (VRMS) for improving safety and productivity in coal mines	IIT-ISM, Dhanbad ; CMPDI, Ranchi; BCCL, Dhanbad; NCL, Singrauli and SIMTARS, Australia	1410.10
13	Dry Beneficiation of High Ash Indian Thermal Coal amshedpur : CMPDI, Ranchi and MCL, Sambalpur	National Metallurgical Laboratory (NML), J	216.77

### 6. Technology Absorption:

CIL has taken many technological initiatives in various fields across its total operational activities. In underground mining, Mass Production Technology has been introduced in quite a number of mines. Continuous Miner Technology has been introduced in different mines of CIL, which are under operation. Long-wall mining has been started in Moonidih mine of BCCL. So far as absorption of this technology is concerned, it may be said that from operational point of view, Mass Production Technology is fully absorbed. However, from services and spares point of view, the company is still dependent on the service provider, since such equipment are not yet manufactured in the country and also sufficient number of skilled manpower trained in such category are not available for maintenance of such equipment. For the first time in India, Free Steered Vehicles for transportation of men and materials in underground have been introduced in Jhanjra mine of ECL. Other mode of man-riding system has been commissioned to reduce arduous walking of the miners in several other extensive mines. Quick setting stoppings have been constructed in case of fire in underground mines using expansion foam agent.

The latest version of Geovia Minex software for planning of opencast mines has been introduced. This provides best resource planning through pit design, pit optimization, scheduling of resources and dumps, etc. Surface Miners in several opencast mines have been introduced to eliminate drilling and blasting and also for facilitating selective mining. GPRS based tracking of coal transporting vehicles have been introduced to prevent theft and pilferage of coal. RFID based In-Motion Road Weighbridges has ensured Real Time transmission of coal weightment data to the Central Server. This has reduced the chances of fudging of coal production figures on day to day basis.

Numerical modelling software (FLAC 3 D) was procured / upgraded under R & D project title "General/Analysis of Coalfield-wise database of physico-mechanical characteristics of rock/coal and representative numerical models for appropriate solution to strata control problems". Numerical model by FLAC 3 D software is being regularly used for scientific studies involving strata control. In-house job/skill has been created by the use of this software.

Hydrostatic drills with PCD bits for enhancing the productivity of exploratory drills have been introduced. A project has been taken up in association with NGRI, Hyderabad on "3-D Seismic survey for coal in Belpahar sector of IB valley Coalfield". The primary objective is to have exposure in identifying lay and deposition of coal seams in the surveyed area.

R&D project based on Radio-metric sorting technique, which uses X-Ray for separation of impurities from coal is currently under implementation in Madhuband washery, BCCL.



# COAL INDIA LIMITED

A MAHARATNA COMPANY

The proposed dry beneficiation technology is based on radiometric detection and removal of stones and shale from coal streams and works on the differential gamma ray absorption properties of coal and ash forming minerals. The mass absorption coefficient of coal is dependent on the chemical composition of coal and shale. The distinct advantage of radiometric technology is that the target for clean coal or the threshold value for rejection can be planned and set as per need. This technology is an efficient, dust free and energy friendly also.

Under this project, it was proposed to take up this technology at demonstration scale. This project has been executed at Madhuband Washery by installing two modules of ArdeeSort for de-shaling coals in the size fraction of 13mm-50mm (in two stages i.e.13-25mm & 25-50mm).

## 7. Benefits derived out of technological initiatives undertaken:

With the introduction of Mass Production Technology in more number of mines of CIL, fully sized coal is available and safety standard has increased. Introduction of Free Steered Vehicles and other mode of Man riding Systems has definitely reduced the travelling time and comfort of the workmen, thereby improving the productivity.

- (a) Over the years, most optimum sizes of HEMMs are being provisioned for opencast projects of India which are at par with the World technology. To achieve the high production target from large open cast mines, deployment of Electric Rope (ER) shovels of 42 Cum and dump trucks of 240 T was made during the past years, which is the highest in sizes proposed in India so far. Use of surface miners has eliminated drilling and blasting operations in the opencast projects and as such, the problem of working very near to inhabited areas has been sorted out due to elimination of blasting vibrations. Moreover, because of possible selective mining, the chances of contamination of produced coal with extraneous materials has also been minimised. GPRS based vehicle tracking system has facilitated to monitor the movement of all the coal transportations trucks and any deviation beyond the geo-fenced Area is detected online immediately. This has helped in curbing the pilferage of coal to a large extent.
- (b) The average productivity of departmental drills has increased substantially due to introduction of hydrostatic drill. The outcome of project on "3-D Seismic survey for coal" will help in evaluating 3-D seismic technology for coal exploration in Indian scenario and its implementation in CIL.

## 8. Details of efforts on imported technology:

Coal India is envisaged for foreign collaboration with a view to:

- Bring in proven and advanced technologies and management skills for exploiting UG and OC mines, coal preparation and related activities.
- Exploration and exploitation of Methane from Coal bed, abandoned mine, ventilation air, shale gas, coal gasification, etc.
- Locating overseas countries interested in Joint Venture in the field of coal mining with special thrust on coking coal mining.

The priority areas included acquisition of latest and high productive underground mining / opencast mining technologies, improvement in working in underground in difficult geological conditions, fire control and mine safety, coal preparation and utilisation, application of 3D seismic survey for exploration, extraction of Coal Bed Methane (CBM) and Coal Mine Methane (CMM), coal gasification, application of Geographical Information System, satellite surveillance, subsidence monitoring, environmental control and clean coal technologies.

### The expenditure incurred on Research & Development :

Total Expenditure for 2017-18 of research projects is as follows:

( ` in Crore)

Year	S&T of MoC	R&D of CIL	Total Expenditure
2017-18	11.50	59.24	70.74

ANNEXURE 28

### Disclosures as per Section 135 of Companies Act 2013 on Corporate Social Responsibility

#### A brief outline of the company's CSR policy, including overview of projects or programs

#### 1. A brief outline of the company's CSR policy, including overview of projects or programs proposed to be undertaken and a reference to the web-link to the CSR policy and projects or programs.

For any corporate citizen, Corporate Social Responsibility is as important a function as its business goal and essentially bettering the lives of the people. Coal mining displaces people from their original habitat. It then becomes not merely obligatory but morally binding for Coal India to take care of people affected by its mining activities.

Coal India believes Corporate Social Responsibility is not just cheque book philanthropy and aligns its CSR activities in a manner so as to be beneficial to the people. The company aims and aspires to impact and improve the quality of lives of affected persons and the communities in the proximity of its mining areas. These people are the primary beneficiaries of CSR activities of CIL and its subsidiaries. Apart from peripheral areas, CIL also undertakes different developmental activities for the underprivileged and disadvantaged people of the society in whole of India based on the guidelines given in Schedule VII of Companies Act, 2013.

CSR apart from improving the quality of lives of people is also to take them along as partners in inclusive growth towards the goal of the company. Coal India is of firm conviction that elevating the living standards of affected people is as important as attaining its business goals.



### Policy on CSR

CIL has a well-defined CSR policy framed on DPE's guideline and on the New Companies Act, 2013. The policy has CIL Board's approval. (Refer [https://www.coalindia.in/DesktopModules/DocumentList/documents\\_CIL\\_CSR\\_Policy\\_New\\_Companies\\_Act\\_2013\\_05022016.pdf](https://www.coalindia.in/DesktopModules/DocumentList/documents_CIL_CSR_Policy_New_Companies_Act_2013_05022016.pdf))

The budget of CSR is allocated based on 2% of average Net Profit of CIL (standalone) for three immediate preceding financial years or ? 2.00 per tonne of total consolidated coal production of CIL as a whole of previous year, whichever is higher.

For subsidiaries of CIL, fund for CSR is allocated based on 2% of average net profit of the company for the three immediate preceding financial years or Rs. 2.00 per tonne of coal production of previous year, whichever is higher.

### Modalities/Mechanism of Implementation of CSR:

The underprivileged living in & around the mining areas in different States of India are the major beneficiaries covered under CSR activities of CIL. CIL being a holding company executes CSR activities throughout the country as well as in the areas which are in the jurisdiction of subsidiary companies.

In respect of subsidiary companies, the CSR activities are undertaken within 25 KM radius of the projects/mines and areas including Head Quarters for which 80% of the budget is allocated. Balance 20% is spent within the State/States in which the subsidiary companies operate.

### Implementation

- CIL has an MOU with Tata Institute of Social Sciences (TISS), a National CSR hub for evaluation of CSR project proposals.
- CIL has a two tier CSR Committee i.e.
  - CSR Committee comprising of below Board level executives for examination and recommendation of CSR Projects and
  - A Board Level Committee on CSR for further deliberation and approval of CSR projects.

### Sectors of CSR activities include:

- Healthcare
- Sanitation
- Water Supply
- Education
- Skill Development
- Welfare of Differently abled
- Women Empowerment
- Environmental Sustainability and Conservation of Natural Resources
- Promotion of sports
- Rural development projects

### Some of the Major CSR initiatives undertaken by CIL as per the 'Scope' of CIL's CSR Policy under various heads during the financial year 2017-18:

#### Water Supply

- Installation of Hand Pumps is going on at the following places:
  - 200 hand pumps in Bhadohi district, Uttar Pradesh through Uttar Pradesh State Agro Industrial Corporation Limited (UPSICL)
  - 130 hand pumps in Sidhi District, Madhya Pradesh through District Administration, Sidhi
- **Community Arsenic Mitigation project in Arsenic affected Varanasi & adjoining district of U.P.** through Inner Voice Foundation. The project aims at executing Community intervention works in districts of Varanasi, Gazipur and Ballia, where the groundwater has arsenic contamination. The proposed project is community centric with 3 major components - maintenance of resources of safe drinking water, testing of water samples and awareness in villages.
- Setting up of Community Reverse Osmosis (RO) drinking water machines cum water coolers at different places in
  - a. Bokaro district through District Administration, Bokaro,
  - b. In command areas of ECL through Lions Club International Foundation India.

#### Women Empowerment

- Empowerment of destitute, marginalized and domestic violence victim women in Kolkata. The project is being implemented through Ankur Kala.
- Assistance for rehabilitation of girls and women in red light areas of Kolkata through Apne Aap Women Worldwide (India) Trust.
- Menstrual Hygiene Management (MHM) for adolescent girls in Upper Primary and Secondary schools of Purulia, West Bengal through Nirman Foundation.
- Construction/Renovation of Prarthana Bhawan and purchase of sewing machines for training of women in Hooghly, West Bengal through Garalgachha Vivekananda Samaj Seva Kendra.



# COAL INDIA LIMITED

A MAHARATNA COMPANY

## Rural Development Projects

- Executing different development works through The Energy and Resources Institute (TERI), New Delhi in villages of district Purulia, West Bengal in the following areas:
  - Promoting renewable solutions for the energy needs of the households - Installation of Integrated Domestic Energy Systems and Solar Street Lights,
  - Agriculture, greening and capacity building initiatives,
  - Sanitation - Construction of Individual Household toilets in 5,660 households,
  - Education through Knowledge cum Resources Centers in 40 schools.
- Installation of hand pump and construction of 16 nos. of sanitary latrines for underprivileged people in South 24 Parganas, West Bengal through Prapti Mahila Samity.
- Water, sanitation and poverty alleviation project in Bolpur-Shantiniketan block in Birbhum district of West Bengal. The implementing agency for the project is Tagore Society for Rural Development.
- Installation of fish smoking kilns for fisherwomen belonging to SC/ST/Economically Weaker Sections in North Eastern States through Central Institute of Fisheries Technology (CIFT).
- Construction of connecting road in Ghazipur, Uttar Pradesh.
- Fund transfer to WCL for Installation of LED lighting under CSR.

## Education

- BPL scholarships to one student pursuing medical degree at R G Kar Medical College and Hospital, Kolkata.
- Detoxification and rehabilitation of children found at railways platforms and streets of Kolkata through Mukti Rehabilitation Centre.
- Constructions of pre University College block building and ground floor of college at Udipi, Karnataka through Anandatirtha Trust.
- Construction of student community hall at Ramakrishna Math, Baranagar, West Bengal.

## Healthcare:

- Cure and better management of Thalassemia patients by way of conducting Bone Marrow Transplants (BMTs) to eligible patients at Tata Medical Centre (TMC, Kolkata), Christian Medical College (CMC, Vellore) and Rajiv Gandhi Cancer Institute and Research Centre (RGCIRC), New Delhi).
- Construction of a hostel in Purulia, West Bengal for accommodating girls belonging to BPL and backward communities for their skill development as mid level ophthalmic assistants under project Nai Roshni, implemented through NANRITAM.
- Cataract surgery operations campaign in different districts of West Bengal through Helpage India.
- Development of primary and palliative care facilities among rural poor and remote population in districts of West Bengal through Eastern India Palliative Care.
- Setting up of blood bank with component separation facility in Belur, Howrah, West Bengal through Belur Shramjibi Swasthya Prakalpa Samity.
- Extension and Construction of building of Institute of Pulmocare and Research at New Town, Kolkata to facilitate medical care in the area of lung diseases.
- Financial assistance for procurement of CT scan machine and cath lab equipment to provide affordable healthcare at Liver Foundation, Kolkata.
- Medical camps in Kolkata and nearby districts by Medical Department, CIL (HQ).

## Skill Development

- Training 400 youth in various trades related to Plastic Engineering through CIPET, Murthal, Haryana was completed.

## Welfare of Differently abled:

- Distribution of artificial limbs and other aids/devices to Divyangjan through NRS Medical College and Hospital, Kolkata.

## Sanitation

- Observing Swachhta Pakhwada during 16th to 31st August, 2017 by way of spreading message of cleanliness and cleaning schools in Bidhan Nagar Municipal Corporation, Kolkata.
- Construction of soak pits, drains, platforms etc. for spot sources including training & IEC activities in 40 villages of Purulia district through Water & Sanitation Support Organization (WSSO), PHED, West Bengal.
- Yearlong cleaning of 20 schools under Bidhan Nagar Municipal Corporation.
- Construction of 200 nos. of individual household toilets initiated in Kathua, Jammu & Kashmir.

## Welfare of Armed Forces' veterans and war widows

- Contribution of Rs. 50.00 lakhs made to Armed Forces Flag Day Fund.



### Others

- Conducting traffic awareness programme in nine traffic zones of Kolkata for public utility service through Karmyog for 21st Century Foundation.
- Financial assistance to CCL for plantation of Tulsi and other plants in adjoining villages of Varanasi.
- Financial assistance to SECL for Installation of one set of Silent Diesel Generator in Amarkantak, Madhya Pradesh.

### 2. The Composition of the CSR Committee

There are two tiers CSR Committee as per DPE Guideline as furnished below:

- CSR Committee comprising of 6 (six) below Board level executives for examination and recommendation of CSR Projects and
- A Board Level Committee on CSR comprising of three Independent Directors and three Board Level Directors for deliberation and approval of CSR projects based on recommendation of the below board level CSR Committee.

### 3. Average net profit of the Company ( CIL-Standalone ) for the last three financial year

Profit (PBT less Dividend) for immediately preceding 3 years are as under:

2014-15 - ` 640.17 crores

2015-16 - ` 373.44 crores

2016-17 - ` 168.00 crores

The average net profit of immediately preceding 3 years is ` **393.87 crores**

### 4. Prescribed CSR Expenditure (two per cent. of the amount as in item 3 above) -

` **7.877 crores** (2% of ` 393.87 crores)

### 5. Details of CSR spent during the financial year.

- Total amount to be spent for the financial year -  
` 7.877 crores (as per Companies Act '2013)  
` 110.83 crores (subject to audit) (as per CSR policy of CIL)
- Amount unspent, if any - Nil
- Amount spent on CSR - ` 24.31 crores

Manner in which the amount spent during the financial year is furnished as Annexure A.

### 6. In case the Company has failed to spend the two per cent of the average net profit of the last three financial years or any part thereof, the company shall provide the reasons for not spending the amount in its Board report.

CSR expenditure during the year was more than two percent of the average net profit of last three year.

### 7. A responsibility statement of the CSR Committee that the implementation and monitoring of CSR Policy, is in compliance with CSR objectives and Policy of the Company.

CIL's CSR policy is framed based on DPE's guideline and approved by CIL Board. The Policy is being modified from time to time based on revised guidelines issued by DPE and the latest CSR Policy has been drawn based on the New Companies Act, 2013. The CSR activities have been undertaken and implemented in compliance with CSR objectives as per CIL's CSR Policy.

Sd/-

(Chief Executive Officer or  
Managing Director or Director)

Sd/-

(Chairman, CSR Committee)



# COAL INDIA LIMITED

A MAHARATNA COMPANY

## Annexure A to the Directors' Report pertaining to CSR for FY 2017-18

Sl. No.	CSR project or activity	Sector in which the Project is Covered	Projects or Programs (1) Local area or other (2) Specify the State and District where projects or programs was taken		Amount outlay (Budget) (₹ Lakhs)	Amount Spent on the projects or programs (₹ Lakhs) (During FY- 2017-18)	Cumulative Expenditure upto the reporting period (₹ Lakhs)	Amount spent : Direct or through implementing agency	Remarks
			Local Area or Other	District and State					
1	Installation of 200 nos. of hand pumps in Bhadohi district, Uttar Pradesh	Drinking Water	Other	Bhadohi, UP	92.77	50.00	50.00	Implementing Agency: Uttar Pradesh State Agro Industrial Corporation Limited (UPSICL)	
2	Assistance for rehabilitation of girls and women in red light areas of Kolkata	Women Empowerment	Local	Kolkata, West Bengal	45.17	22.50	22.50	Implementing Agency: Apne Aap Women Worldwide (India) Trust	
3	Assistance for detoxification and rehabilitation of platform and street children	Education	Local	North 24 Paraganas, West Bengal	45.00	45.00	45.00	Implementing Agency : Mukti Rehabilitation Centre (MRC)	
4	Cure and better management of disease in Thalassemia patients	Healthcare	Other	All India	8.40	7.51	7.51	Implementing Agency: Thalasseemics India	
5	Cure and better management of disease in Thalassemia patients	Healthcare	Other	All India	200.00	200.00	200.00	Implementing Agency : Christian Medical College, Vellore	
6	Cure and better management of disease in Thalassemia patients	Healthcare	Other	All India	200.00	200.00	200.00	Implementing Agency : Rajiv Gandhi Cancer Institute and Research Centre	
7	Cure and better management of disease in Thalassemia patients	Healthcare	Other	All India	200.00	200.00	200.00	Implementing Agency : Tata Medical Centre	
8	Menstrual Hygiene Management (MHM) for adolescent girls in Upper Primary and Secondary schools of Purulia district	Women Empowerment	Other	Purulia, West Bengal	85.94	65.47	65.47	Implementing Agency : Nirman Foundation	
9	Construction of a hostel for accommodating girls belonging to BPL and backward communities for their skill development as mid level ophthalmic assistants under project Nai Roshni	Healthcare	Other	Purulia, West Bengal	78.32	38.66	78.32	Implementing Agency : NANRITAM	Balance amount spent during previous years
10	Cataract surgery operations campaign in different districts of West Bengal	Healthcare	Other	Multiple district West Bengal	25.00	12.50	12.50	Implementing Agency : Helpage India	
11	Distribution of prosthetic limbs to Divyangs the	Welfare of Divyangs	Local	Kolkata, West Bengal	4.37	2.18	2.18	Implementing Agency : NRS Medical College	
12	Construction of soak pits, drains, platforms etc. for spot sources including training & IEC activities in 40 villages of Purulia district	Sanitation	Other	Purulia, West Bengal	99.91	50.00	50.00	Implementing Agency : Water & Sanitation Support Organization (WSSO), PHED, West Bengal	



Sl. No.	CSR project or activity	Sector in which the Project is Covered	Projects or Programs (1) Local area or other (2) Specify the State and District where projects or programs was taken		Amount outlay (Budget) (₹ Lakhs)	Amount Spent on the projects or programs (₹ Lakhs) (During FY- 2017-18)	Cumulative Expenditure upto the reporting period (₹ Lakhs)	Amount spent : Direct or through implementing agency	Remarks
			Local Area or Other	District and State					
13	Financial support for Community Arsenic Mitigation Project in Varanasi, Ghazipur and Ballia	Drinking Water	Other	Varanasi, Ghazipur and Ballia, UP	38.77	7.45	33.62	Implementing Agency : Innervoice Foundation	Balance amount spent during previous years
14	Fund transfer to WCL for Installation of LED lighting under CSR	Rural Development Projects	Other	Bansi, Domari-agunj, Katra Bazar, Gonda, UP	78.00	31.60	31.60	Implementing Agency: WCL / EESL	
15	Liability : Installation of one set of Silent Diesel Generator in Amarkantak, MP	Others	Others	Amarkantak, MP	2.75	2.75	2.75	Implementing Agency: SECL	
16	BPL Scholarship	Education	Local	Kolkata, West Bengal	0.33	0.33	0.33	Implementing Agency : R G Kar Medical College & Hospital	
17	Conducting baseline survey of the privately managed schools of ECL, BCCL and CCL	Others	Other	Related to Welfare	11.53	8.65	11.53	Implementing Agency: The Energy and Resources Institute (TERI)	Balance amount spent during previous years
18	Payment to M/s Nilkamal Limited for supply of dust bins to be installed at different places under BidhanNagar Municipal Corporation	Sanitation	Local	Kolkata, West Bengal	0.68	0.68	0.68	Direct	
19	Installation of 130 nos. of hand pumps in different areas of District Sidhi, Madhya Pradesh	Drinking Water	Other	Sidhi, Madhya Pradesh	102.40	25.60	102.40	Implementing Agency : DC, Sidhi	Balance amount spent during previous years
20	Different development works in Purulia district	Rural Development Projects	Other	Purulia, West Bengal	3291.89	651.06	1961.19	Implementing Agency : The Energy and Resources Institute (TERI)	Balance amount spent during previous years
21	Development of primary and palliative care among rural poor and remote population in districts of West Bengal	Healthcare	Other	More than one district, West Bengal	12.66	6.33	6.33	Implementing Agency : Eastern India Palliative Care	
22	Contribution to Armed Forces Flag Day Fund	Welfare of armed forces' veterans and war widows	Others	Not Applicable	50.00	50.00	50.00	Implementing Agency : Kendriya Sainik Board	



# COAL INDIA LIMITED

A MAHARATNA COMPANY

Sl. No.	CSR project or activity	Sector in which the Project is Covered	Projects or Programs (1) Local area or other (2) Specify the State and District where projects or programs was taken		Amount outlay (Budget) ( Lakhs)	Amount Spent on the projects or programs ( Lakhs) (During FY- 2017-18)	Cumulative Expenditure upto the reporting period ( Lakhs)	Amount spent : Direct or through implementing agency	Remarks
			Local Area or Other	District and State					
23	Construction of road in Ghazipur, Uttar Pradesh	Rural Development Projects	Other	Ghazipur, Uttar Pradesh	99.13	22.78	22.78	Implementing Agency : PWD, Ghazipur	
24	Cleaning of 3 hospitals during Swachhta Pakhwada 2016	Sanitation	Local	Kolkata, West Bengal	0.50	0.50	0.50	Direct	
25	Financial support for imparting training to 400 unemployed youth in the field of plastic engineering	Skill Development	Others	Haryana, Sonapat	240.00	60.00	240.00	Implementing Agency : Central Institute of Plastic Engineering and Technology (CIPET)	Balance amount spent during previous years
26	Financial support for empowerment of destitute, marginalised and victims of domestic violence affected women	Women Empowerment	Local	Kolkata, West Bengal	23.62	11.80	11.80	Implementing Agency : Ankur Kala	
27	Installation of tube wells for supply of drinking water & construction of sanitary latrines	Rural Development Projects	Other	South 24 Parganas, West Bengal	4.08	1.36	3.78	Implementing Agency : Prapti Mahila Samity	Balance amount spent during previous years
28	Installation of RO water plants cum water coolers in Bokaro District	Drinking Water	Others	Bokaro, Jharkhand	75.00	25.00	25.00	Implementing Agency : DC, Bokaro	
29	Setting up blood bank with component separator facility	Healthcare	Other	Howrah, West Bengal	96.23	96.23	96.23	Implementing Agency: Belur Shramjibi Swasthya Prakalpa Samity	
30	Plantation of Tulsi and other plants in adjoining villages of Varanasi	Others	Other	Varanasi, UP	23.05	19.22	19.22	Implementing Agency : CCL	
31	Extension and Construction of building of Institute of Pulmocare and Research to facilitate medical care in the area of lung diseases	Healthcare	Other	North 24 Paraganas, West Bengal	92.76	30.00	30.00	Implementing Agency : Institute of Pulmocare and Research	
32	Setting up water purifiers together with water cooler system to provide safe drinking water in command areas of ECL	Drinking Water	Other	Multiple Districts, WB and Jharkhand	98.00	45.00	45.00	Implementing Agency : Lions Club International Foundation India	
33	Financial support towards setting up of IILDS, West Bengal by way of procurement of medical equipment	Healthcare	Other	South 24 Parganas, West Bengal	544.00	280.00	544.00	Implementing Agency : Liver Foundation West Bengal	Balance amount spent during previous years
34	Construction of 200 nos. of individual toilets in Kathua, J&K	Sanitation	Other	Kathua, J&K	74.00	24.66	24.66	Implementing Agency : District Administration Kathua	



Sl. No.	CSR project or activity	Sector in which the Project is Covered	Projects or Programs (1) Local area or other (2) Specify the State and District where projects or programs was taken		Amount outlay (Budget) (₹ Lakhs)	Amount Spent on the projects or programs (₹ Lakhs) (During FY- 2017-18)	Cumulative Expenditure upto the reporting period (₹ Lakhs)	Amount spent : Direct or through implementing agency	Remarks
			Local Area or Other	District and State					
35	Financial support for execution of drinking water, sanitation and poverty alleviation project in Bolpur-Shantiniketan block WB	Rural Development Projects	Other	Birbhum, West Bengal	93.85	18.73	68.73	Implementing Agency : Tagore Society for Rural Development	
36	Construction of pre university college block building and ground floor of college at Udupi	Education	Other	Udupi, Karnataka	99.75	24.94	24.94	Implementing Agency : Anandathirtha Trust	
37	Construction/Renovation of Prarthana Bhawan and purchase of sewing machines	Women Empowerment	Other	Hooghly, West Bengal	4.89	2.44	2.44	Implementing Agency : Garalgachha Vivekananda Samaj Seva Kendra	
38	Construction of student community hall	Education	Local	Kolkata, West Bengal	31.22	11.08	11.08	Implementing Agency : Ramakrishna Math Baranagar	
39	Conducting traffic awareness programme in nine zones of Kolkata Police for public utility service	Others	Local	Kolkata, West Bengal	96.48	20.00	96.48	Implementing Agency : Karmyog for 21st Century Foundation	Balance amount spent during previous years
40	Establishment of fish smoking kilns for fisherwomen belonging to SC/ST/EWS	Rural Development Projects	Other	Multiple Districts, North Eastern States	50.00	25.00	25.00	Implementing Agency : ICAR - CIFT	
41	Medical camps	Healthcare	Local	Kolkata, West Bengal	5.00	4.45	4.45	Direct : Medical Department, CIL	
42	TA/DA payment to students engaged for impact assessment of CSR Projects	Administrative Expenditure	Other	Not Applicable	0.60	0.60	0.60		
43	CSR Expenditure of North Eastern Coal-	Others	Other	Multiple districts of Assam	23.05	23.05	23.05	Direct: Through NEC	
44	TISS Payments	Administrative Expenditure	Other	Not Applicable	6.36	6.36	6.36		
	<b>Total</b>					<b>2431.47</b>			



### SIGNIFICANT AND MATERIAL ORDERS PASSED BY THE REGULATORS OR COURTS.

LIST OF MATTERS CONCERNING CIL, BEFORE THE NCLAT AND THE SUPREME COURT AS ON 31 <sup>st</sup> March 2018			
Sl. No.	Name of the Court/Tribunal	Cause Title	Details and Current Status
1.	Supreme Court of India	C.A No. 2845 of 2017 <i>CIL &amp; Anr v. CCI and Sai Wardha Power Limited</i>	<p>Vide Order dated 9 December 2016, the Competition Appellate Tribunal dismissed the Appeal No. 80 of 2014 filed by CIL and WCL against the order of the Commission dated 27 October 2013, holding CIL and its subsidiaries to be abusing their alleged dominant position.</p> <p>CIL filed an Appeal before the Hon'ble Supreme Court of India. The Supreme Court vide its order dated 23 February 2017 directed that the computation of compensation claims filed by Sai Wardha Power Limited may continue before the COMPAT but the same shall not be finalized. Subsequently vide its order dated 3 August 2017, the Supreme Court has directed WCL to supply coal from Bellora and Ukni mines at interim prices of INR 2000 per tonne and INR 2100 per tonne respectively, till the matter is finally heard.</p> <p>In its order dated 6 November the Supreme Court has noted that SWPL will initially list 3000 tonnes of coal per day at the prices mentioned above; and that the Appellants can sell the balance quantity in the market.</p> <p>In August 2017, CIL filed an application to raise an addition ground the applicability of the Competition Act, to Coal India Limited. CCI &amp; SWPL have filed their replies to this application. CIL has filed a rejoinder to the reply filed by CCI, and will be filing a rejoinder to the reply filed by SWPL shortly.</p> <p>Separately, SWPL filed an IA seeking stay on the operation of the FSA while continuation of interim arrangement, on 23 February 2018 and CIL filed an IA seeking clearance of outstanding dues, replenishment of BG, lifting of ACQ from all three mines and other reliefs on 5 March 2018. The matter was listed on 6 March 2018. Both parties have been given 4 weeks to complete the pleadings with respect to the IA's. CIL filed its reply to SWPL's IA. SWPL has not yet filed any reply to our IA.</p> <p>Separately, further to the oral opinion of the Attorney General for India, CIL filed an IA on 2 April 2018, apprising the court of the fact that coal production had stopped at Bellora Naigaon mine since December 2017 and stocks had also run out as on 24 March 2018.</p> <p>Further, it was apprised to the Supreme Court regarding execution application filed by SWPL before the NCLAT. The Supreme Court specifically directed that SWPL shall not take any steps for enforcement of the orders passed by the COMPAT. The matter is pending.</p> <p>Next date of hearing is 10<sup>th</sup> July 2018.</p>
2.	Supreme Court of India	C.A No. 5697 of 2017 <i>CIL v. CCI and Bijay Poddar</i>	<p>Vide Order dated 20 March 2017, the Competition Appellate Tribunal dismissed the Appeal No. 81 of 2014 filed by CIL against the order of the Commission dated 27 October 2014, holding CIL and its subsidiaries to be abusing their alleged dominant position. CIL was directed to modify terms of Spot e auction Scheme 2007 in light of its findings in the order</p> <p>CIL filed an Appeal before the Hon'ble Supreme Court of India. The Supreme Court vide its order dated 5 May 2017 granted a stay on the COMPAT's Order.</p> <p>The Respondents filed their reply to the Appeal. CIL has filed the rejoinder to reply filed by Bijay Poddar and are in the process of preparing a rejoinder to the reply filed by the CCI.</p> <p>Next date of hearing is 24<sup>th</sup> August 2018.</p>
3.	National Company Law Appellate Tribunal	Competition Appeal (AT) No. 1-3 of 2017 (Case No. 3, 11, and 59 of 2012 before the CCI) <i>CIL and Ors. V. CCI, Maharashtra State Power Generation Company Limited, and Gujrat State Electricity Corporation Limited</i>	<p>Background: Vide an order dated 9 December 2013 of the Competition Commission of India (CCI), in Case Nos. 03, 11 &amp; 59 of 2012, CCI ordered CIL to cease and desist from all of 'its anti-competitive conduct', to modify its FSAs in light of the CCI's order. A penalty of INR 1773 crores, at a rate of 3% of the average of CIL's annual turnover for the last three financial years was also imposed. CIL filed an appeal against this order before the Competition Appellate Tribunal (COMPAT) which was allowed by COMPAT on 17 May 2016. The penalty of Rs.1773 crores was set aside and the matter has been remitted to CCI for fresh hearing on the issues.</p> <p>The CCI passed a Fresh Order on 24 March 2017 and returned with similar findings as arrived at in the Old Order dated 9 December 2013. The CCI considered mitigating circumstances such as changes made to the sampling and other clauses, and constraints imposed by various ministries upon CIL, and accordingly reduced the penalty from INR 1773.05 Cr to INR 591.01Cr</p> <p>CIL filed an appeal against the Fresh Order of the Commission before the NCLAT and a stay has been granted on the operation of the Impugned Order.</p> <p>The opposite parties have filed replies to the Appeal and CIL has filed Rejoinders to the same.</p> <p>The CCI has filed an application for clarification on and modification of the stay order passed</p>



Sl. No.	Name of the Court/Tribunal	Cause Title	Details and Current Status
			by the NCLAT on 31 May 2017. Our request for filing a reply (which has already been prepared) was rejected by the bench. The issue of deposit of penalty was taken up by the bench on 22 March 2018. After hearing counsels of both sides, no deposit was directed but an urgency was expressed in relation of commencement of final arguments. The matter is pending for hearing. Next date of hearing is 19 <sup>th</sup> July 2018.
4.	National Company Law Appellate Tribunal	Competition Appeal (AT) No. 12 of 2017 (Case No. 5&7, 37, and 44 of 2013 before the CCI) <b>And</b> Competition Appeal (AT) No. 11 of 2017 (Case No. 8 of 2014 before the CCI) CIL and Ors. V. CCI, <i>Madhya Pradesh Power Generation Company Limited, West Bengal Power Development Corporation Limited, and Sponge Iron Manufacturers Association.</i> <b>And</b> CIL and Anr. V. CCI and GHCL	Background: Vide orders dated 15 April 2014 and 16 February 2016, in Case No. 5&7, 37, and 44 of 2013 and Case No. 8 of 2014 respectively, the CCI ordered CIL to cease and desist from all of 'its anti-competitive conduct', to modify its FSAs in light of the CCI's order. CIL filed an appeal against this order before the Competition Appellate Tribunal (COMPAT) which was allowed by COMPAT on 17 May 2016. The CCI passed Fresh Orders dated 21 April 2017 and returned with similar findings as arrived at in the previous orders in both these cases. In light of the penalty imposed in the Case No. 3, 11, and 59 of 2012, no further penalty was imposed upon CIL. CIL filed an appeal against the Fresh Orders of the Commission before the NCLAT and a stay has been granted on the operation of the Fresh Orders. The opposite parties have filed replies to the Appeal and CIL has filed our Rejoinders to the same. Both these matters have been clubbed with Competition Appeal (AT) No. 1-3 of 2017. The matter is pending for hearing 19 <sup>th</sup> July'2018
5.	National Company Law Appellate Tribunal	CA. No. 2 of 2015 <i>Compensation claimed by SWPL</i>	Background: In April 2015, SWPL filed an application under Section 53N of the Competition Act, claiming a compensation of INR 908 Crores. Subsequently, on 30 January 2017, SWPL filed an Interim Application ( <b>IA</b> ) raising the claim amount to over INR 1500 Cr. On 7 March 2017, CIL and WCL filed their response to the IA. On 20 March 2017, the erstwhile Competition Appellate Tribunal issued notice on the main application filed in April 2015 The matter was transferred to the National Company Law Appellate Tribunal ( <b>NCLAT</b> ) after the merger of tribunals by virtue of a government notification. The NCLAT has not started hearing the matter on merits as yet. CIL filed a reply to the main compensation application on 11 September 2017 and SWPL has filed their Rejoinder to the same. We have also filed additional submissions to address new issues raised by SWPL in its rejoinder. Since 28 November 2017, the NCLAT has been adjourning the matter as the main appeal is pending before the Supreme Court. SWPL had filed an application seeking execution of the Order passed by the COMPAT. Considering the interim order passed by the Supreme Court, the NCLAT bench observed that the compensation case and the execution application should await the decision of the Supreme Court. The matter is pending for hearing 9 <sup>th</sup> July'2018
6.	Competition Commission of India	Case No. 11 of 2017 <i>Information filed by Karnataka Power Corporation Limited against CIL, MCL, and WCL</i>	Background: On 27 March 2017 Karnataka Power Corporation Limited filed an information before the CCI alleging abuse of dominance by CIL, MCL, and WCL. On 22 August 2017, during the preliminary conference in this matter the CCI directed CIL to file a status report regarding the clauses of the FSAs that have been changed over time. The status report was filed by CIL on 12 September 2017. After hearing preliminary arguments on behalf of CIL, the CCI directed KPCL to file written submissions on the two limited points of (i) re-declaration of coal by the CCO; and (ii) overloading of coal by railway companies. KPCL filed its submissions and CIL filed its reply on its behalf as well as on its subsidiaries behalf. On 8 February 2018, the CCI passed an order directing KPCL to furnish information regarding overloading and charged paid by it. KPCL filed additional information on 23 February and CIL filed reply to this additional information on 6 March 2018. On 16 March 2018, the CCI passed its order in favour of CIL and dismissed the complaint filed by KPCL. The CCI notes that coal companies must take immediate remedial action as per the FSA, on being informed by customers, of consistent overloading by coal companies. The next Date of hearing is 2 <sup>nd</sup> July'18.



### REPORT ON CORPORATE GOVERNANCE

#### 1. Company's Philosophy :

The Directors present Corporate Governance Report of the Company for the year ended 31st March, 2018, in terms of Regulation 34(3) read with Schedule V of the SEBI (Listing Obligations and Disclosure Requirements) Regulations, 2015 ("Listing Regulations"). Corporate Governance is for ensuring values, ethical business conduct, transparency, disclosures as per laws, rules and guidelines. CIL is committed to observe Corporate Governance practices at all levels to achieve its objectives. Pursuant to Securities and Exchange Board of India (Listing Obligations and Disclosure Requirements) Regulations, 2015 ("SEBI Listing Regulations"), the Company had executed fresh Listing Agreement with the Stock Exchanges.

#### 2. Board of Directors :

##### 2.1 Size of the Board

Coal India Ltd is a Government Company within the meaning of Section 2, Sub-Section (45) of Companies Act, 2013. As per the Articles of Association of the Company, the power to appoint Directors vests with the President of India. The Chairman shall be appointed by the President and the terms and conditions of his appointment shall be determined by the President. In addition to Chairman, the President shall also appoints Vice Chairman, Managing Director, whole time Functional Directors and other Directors in consultation with the Chairman who shall be liable to retire by rotation. However, Chairman is not liable to retire by rotation. No consultation will be necessary in case of Directors representing the Government. In terms of the Articles of Association of the Company, the number of Directors of the Company shall not be less than three. These directors may be either whole time functional Directors or part time Directors.

##### 2.2 Composition of Board

As on 31st March, 2018, Board of Directors comprised of Chairman, 4 Functional Directors and 2 Non-Executive Directors (Government Nominees) and 7 Independent Directors. In addition, there are 2 Permanent Invitees in the Board. The post of Chairman, CIL was held by Chairman-Cum-Managing Director, Central Coalfields Ltd. as an Additional Charge.

##### 2.3 Age limit and tenure of Directors

The age limit of Chairman & Managing Director and other whole -time functional Directors is 60 Years. The Chairman cum Managing Director and other whole-time Functional Directors are appointed for a period of five years from the date of assumption of charge or till the date of superannuation of the incumbent or till further orders from the Government of India whichever event occurs earlier. None of the Directors on the Board hold directorships in more than ten public companies. Further none of them is a member of more than ten committees or chairman of more than five committees across all the public companies in which he is a Director. Necessary disclosures regarding Committee positions in other public companies as on 31st March, 2018 have been made by the Directors. None of the Directors are related to each other. Government Nominee Directors representing Ministry of Coal, retire from the Board on ceasing to be officials of Ministry of Coal.

Independent Directors are appointed by the Government of India. The Non-Executive Independent Directors fulfil the conditions of independence specified in Section 149 of the Companies Act, 2013 and Regulation 16(b) of Listing Regulations.

##### 2.4 Board Meetings

During the year 2017-18, 22 Board meetings were held on 02-05-2017, 29-05-2017, 15-07-2017, 19-07-2017, 10-08-2017, 14-08-2017, 31-08-2017, 25-09-2017, 05-10-2017, 28-10-2017, 11-11-2017, 25-11-2017, 04-12-2017, 18-12-2017, 08-01-2018, 09-01-2018, 31-01-2018, 10-02-2018, 21-02-2018, 07-03-2018, 10-03-2018 & 28-03-2018.

Details of number of Board Meetings attended by the Directors, attendance at the last Annual General Meeting, number of other Directorship etc. during 2017-18 were as follows:

Sl. No.	Name of the Director	Category of Directorship	No. of Board meetings attended during 2017-18	Attended at the last AGM held on 14.09.2017	No. of other Directorship as on 31.3.2018 in public companies.
1	Shri Sutirtha Bhattacharya	Chairman	7	No	NIL
2.	Shri Gopal Singh	Chairman (Addl. Charge)	15	Yes	NIL
3	Shri Vivek Bharadwaj	Official Part Time Director	2	No	NIL
4	Shri R.K.Sinha	Official Part Time Director	19	No	NIL
5	Ms. Reena Sinha Puri	Official Part Time Director	18	No	NIL
6	Shri S. Saran	Director (Technical)- Addl. Charge	7	Yes	NIL
7	Shri C.K. Dey	Director (Finance)	22	Yes	1
8	Shri. S.N. Prasad	Director (Marketing)	21	Yes	NIL
9	Shri. S.N. Prasad	Director (P & IR)- Addl. Charge	2	Yes	NIL



Sl. No.	Name of the Director	Category of Directorship	No. of Board meetings attended during 2017-18	Attended at the last AGM held on 14.09.2017	No. of other Directorship as on 31.3.2018 in public companies.
10	Ms. Loretta Mary Vas	Non Official Part Time Director	19	Yes	NIL
11	Dr. S.B. Agnihotri	Non Official Part Time Director	20	Yes	1
12	Dr. D.C. Panigrahi	Non Official Part Time Director	18	Yes	NIL
13	Shri Vinod Jain	Non Official Part Time Director	19	Yes	2
14	Dr. Khanindra Pathak	Non Official Part Time Director	21	Yes	NIL
15	Shri R.R. Mishra	Director (P & IR)- Addl. Charge	13	No	NIL
16	Shri V.K. Thakral	Non Official Part Time Director	15	Yes	NIL
17	Shri B.L. Gajipara	Non Official Part Time Director	14	No	NIL
18	Shri Binay Dayal	Director (Technical)	11	No	NIL
19	Shri R.P. Srivastava	Director (P & IR)	6	No	NIL

Sl. No. 1: ceased to be CMD w.e.f 1st Sep'17. Sl.No. 2 : was appointed as CMD (Addl. Charge) w.e.f 1st Sep'17 Sl.No.3: ceased to be Director w.e.f. 08th Jun'17. Sl.No. 5: appointed as Official Part Time Director w.e.f 9th Jun'17. Sl.No. 6: ceased to be Director (addl. charge) w.e.f. 10th Oct'17. Sl.No.9 appointed as Director(P & IR) (Addl.charge) w.e.f 31st Mar'17 and ceased to Director(P & IR)(Addl.charge) w.e.f 18th Jun'17. Sl. No. 15. appointed as Director(P & IR)(addl. Charge) w.e.f 19th Jun'17 and ceased to Director (P & IR) (addl.charge) w.e.f 30th Jan'18. Sl.No.16 appointed as Non-Official Part Time Director w.e.f 6th Sep'17. Sl.No.17 appointed as Non-Official Part Time Director w.e.f 22nd Sep'17. Sl.18. appointed as Director (Technical) w..e.f. 11th Oct'17 and Sl.19. appointed as Director (P& IR) w..e.f. 31st Jan'18.

#### Information placed before the Board of Directors:

The Company provides information as set out in Regulation 17(7) read with Part A of Schedule II of Listing Regulations to the Board and the Board Committees to the extent it is applicable and relevant. The Board has complete access to any information within the Company. The information regularly supplied to the Board inter-alia included the following:

- Annual operating plans and budgets and any updates.
- Capital budgets and any updates.
- Quarterly results for the company and its operating divisions or business segments.
- Minutes of meetings of audit committee and other committees of the board.
- The information on recruitment and remuneration of senior officers just below the board level including appointment or removal of Chief Financial Officer and the Company Secretary.
- Show cause, demand, prosecution notices and penalty notices which are materially important.
- Fatal or serious accidents, dangerous occurrences, any material effluent or pollution problems.
- Any material default in financial obligations to and by the company, or substantial non-payment for goods sold by the company.
- Any issue, which involves possible public or product liability claims of substantial nature including any judgement or order which may have passed strictures on the conduct of the company or taken an adverse view regarding another enterprise that can have negative implications on the company.
- Details of any joint venture or collaboration agreement.
- Significant labour problems and their proposed solutions. Any significant development in Human Resources/ Industrial Relations front like signing of wage agreement, implementation of Voluntary Retirement Scheme etc.
- Quarterly details of foreign exchange exposures and the steps taken by the management to limit the risks of adverse exchange rate movement, if material.
- Non-compliance of any regulatory, statutory or listing requirements and shareholders service such as non-payment of dividend, delay in share transfer.

#### 2.6 Committees of the Board of Directors

The Board had constituted following Committees of the Board: -

- Audit Committee.
- Nomination and Remuneration Committee.
- Stakeholders Relationship Committee.
- Share Transfer Committee.
- Risk Management Committee.
- Corporate Social Responsibility Committee.
- Empowered Sub-Committee for Evaluation, Appraisal and Approval of Projects



# COAL INDIA LIMITED

A MAHARATNA COMPANY

## 3.1 Audit Committee

### (a) Composition :

CIL in pursuance of excellence in corporate governance formed an Audit Committee of its Board of Directors w.e.f. 20-07-2001 and the present Audit Committee was re-constituted by the Board in its 349th meeting held on 28th Oct'17 consists of four Independent Directors, one Government Nominee, one Functional Director and one permanent invitee. The composition, quorum, powers, role and scope are in accordance with Section 177 of the Companies Act, 2013 and the provisions of Regulation 18 of SEBI (LODR) 2015.

Director (Finance), HOD (Internal Audit) and Statutory Auditors are invited to the Audit Committee Meeting. Company Secretary is the Secretary to the Committee as required by Regulation 18(1)(e) of the Listing Regulations. Senior Functional executives are also invited as and when required to provide necessary clarification to the Committee. Internal Audit Department provides necessary support for holding and conducting Audit Committee meeting.

### (b) Composition, Meetings and Attendance of Audit Committee.

11 Meetings were held during the financial year 2017-18 on 15-05-17, 28-05-17, 02-08-17, 13-08-17, 08-09-17, 04-10-17, 09-11-17, 04-01-18, 09-02-18, 06-03-18 & 10-03-18. The details were as under:-

SI. No.	Name of the Director	Status	No. of meetings attended
1	Shri Vinod Jain	Chairman (from 06-01-16)	11
2.	Shri Vivek Bharadwaj	Member (w.e.f 02-05-17 and upto 08-06-17)	1
3	Shri R.K.Sinha	Member (w.e.f 13-09-16 and upto 18-07-17)	2
4	Ms. Reena Sinha Puri	Member (w.e.f 19-07-17)	9
5	Ms. Loretta Mary Vas	Member (w.e.f 06-01-2016)	9
6	Dr. S.B. Agnihotri	Member (w.e.f 06-01-2016)	10
7	Dr. D C Panigrahi	Member (w.e.f 06-01-2016)	8
8	Shri S. Saran	Member (w.e.f 13-12-16 and upto 10-10-17)	3
9	Shri Binay Dayal	Member (w.e.f 28-10-17)	3
10	Shri C K Dey	Permanent Invitee	11

### (c) Scope of Audit Committee :-

The role of Audit Committee included the following:

- Overseeing of the company's financial reporting process and the disclosure of its financial information to ensure that the financial statement is correct, sufficient and credible;
- Remuneration of appointment of auditors of the company;
- Recommendation to Board for approval of payment to statutory auditors for any other services rendered by them;
- Reviewing, with the management, the annual financial statements and auditor's report thereon before submission to the board for approval, with particular reference to:
  - Matters required to be included in the Director's Responsibility Statement in terms of clause (c) of sub-section 3 of section 134 of Companies Act, 2013
  - Changes, if any, in accounting policies and practices and the reasons for the same.
  - Major accounting entries involving estimates based on the exercise of judgment by management.
  - Significant adjustments made in the financial statements arising out of audit findings
  - Compliance with listing and other legal requirements relating to financial statements
  - Disclosure of any related party transactions; and
  - Modified opinion(s) in the draft audit report
- Reviewing with the management, the quarterly financial statements before submission to board for its approval;
- Reviewing, with the management, the statement of uses / application of funds raised through an issue (public issue, rights issue, preferential issue, etc.), the statement of funds utilized for purposes other than those stated in the offer document / prospectus / notice and the report submitted by the monitoring agency monitoring the utilisation of proceeds of a public or rights issue and making appropriate recommendations to the Board to take up steps in this matter;
- Reviewing and monitoring the auditor's independence and performance and effectiveness of audit process;
- Approval or any subsequent modification of transactions of the company with related parties;
- Scrutiny of inter-corporate loans and investments;
- Valuation of undertakings or assets of the company, wherever it is necessary;
- Evaluation of internal financial controls and risk management systems;
- Reviewing with the management, performance of statutory and internal auditors, adequacy of the internal control systems;
- Reviewing the adequacy of internal audit function, if any, including the structure of the internal audit department, staffing and seniority of the official heading the department, reporting structure, coverage and frequency of internal audit;



14. Discussion with internal auditors of any significant findings and follow up there on;
15. Reviewing the findings of any internal investigations by the internal auditors into matters where there is suspected fraud or irregularity or a failure of internal control systems of a material nature and reporting the matter to the board;
16. Discussion with Statutory Auditors before the audit commences about the nature and scope of audit as well as post-audit discussion to ascertain any area of concern;
17. Looking into the reasons for substantial defaults in the payment to the depositors, debenture holders, shareholders (in case of non-payment of declared dividends) and creditors;
18. Reviewing the functioning of the Whistle Blower mechanism;
19. Reviewing the follow up action on the audit observations of C & AG Audit;
20. Reviewing the follow up action taken on the recommendations of Committee on Public Undertakings (COPU) of the parliament;
21. Reviewing the financial statement of the subsidiary companies;
22. Approval of appointment of CFO after assessing the qualifications, experience and background, etc. of the candidate;
23. Carrying out any other function as is mentioned in the terms of reference of the Audit Committee.

**(d) Review of information by Audit Committee:**

The Audit Committee shall mandatorily review the following information:

1. Management discussion and analysis of financial condition and results of operations;
2. Statement of significant related party transactions as defined by the Audit Committee submitted by the management;
3. Management letters/letters of internal control weakness issued by the statutory auditors;
4. Internal audit reports relating to internal control weaknesses; and
5. Review of the appointment, removal and terms of remuneration of out sourced internal auditors.
6. Statement of deviations:
  - (a) Quarterly statement of deviation(s) including report of monitoring agency, if applicable, submitted to stock exchange(s) in terms of Regulation 32(1) of LODR 2015.
  - (b) Annual statement of funds utilized for purposes other than those stated in the offer document/prospectus/notice in terms of Regulation 32(7) of LODR 2015.

### 3.2 Nomination and Remuneration Committee

CIL being a Central Public Sector Undertaking, the appointment, tenure and remuneration of Functional Directors are fixed by the President of India. Hence, the Board does not decide the remuneration of Functional Directors. A Remuneration Committee was constituted by CIL Board of Directors in its 249th meeting held on 10-04-2009. In compliance with Section 178 of Companies Act, 2013, the Board has renamed the "Remuneration Committee" as "Nomination and Remuneration Committee" in its 303rd meeting held on 14-01-14. This committee was reconstituted in 356th Board Meeting held on 31.01.18. The Composition of Nomination and Remuneration Committee is pursuant to the provisions of Section 178 of the Companies Act, 2013 and Regulation 19 of SEBI LODR 2015 are as under:-

During the year 2017-18, six sub-committee meetings were held on 10-05-17, 15-07-17, 25-09-17, 10-11-17, 5-01-18 and 16-03-18. The details were as under:

Sl. No.	Name of the Director	Status	No. of Meetings attended
1.	Ms. Loretta Mary Vas	Chairman (w.e.f 06.01.2016)	6
2.	Dr D C Panigrahi	Member (w.e.f 06.01.2016)	6
3.	Shri R.K.Sinha	Member (w.e.f 13.09.2016)	6
4.	Shri V.K. Thakral	Member (w.e.f 25-09-17)	3
5.	Shri. S.N. Prasad	Permanent Invitee (from 2nd May'17 till 18th Jun'17)	1
6.	Shri R.R.Mishra	Permanent Invitee (from 19th Jun'17 to 30th Jan'18)	4
7.	Shri R.P. Srivastava	Permanent Invitee (from 31st Jan'18)	1

#### Remuneration of Directors:

Remuneration of Functional Directors is decided by the Government of India. Sitting fee payable to Independent Directors is fixed by the Board of Directors of CIL in pursuance of DPE guidelines and Companies Act 2013. Accordingly, the Board had decided payment of sitting fees for each meeting of the Board and Committee of the Board @ ` 40,000/- and ` 30,000/- respectively to each Independent Director in its 327th meeting held on 28th May'2016.

Details of remuneration paid to Functional Directors of the Company during the financial Year 2017-18 were as under:

(in Rupees)

SL. No.	Name of the Director	Salary	Benefits	Total	Remarks
1.	Shri Sutirtha Bhattacharya	28,00,227	3,24,247	31,24,474	Ceased to CMD w.e.f 01.09.17
2.	Shri C K Dey	42,20,443	7,39,754	49,60,197	
3.	Shri S.N.Prasad	38,25,729	5,48,738	43,74,467	
4.	Shri B.Dayal	14,06,353	-	14,06,353	Appointed on 11.10.17
5.	Shri R.P. Srivastava	-	-	-	Appointed on 31.01.18



# COAL INDIA LIMITED

A MAHARATNA COMPANY

The Non- Executive Independent Directors do not have any material pecuniary relationship or transactions with the Company. Details of sitting fees paid to Independent Directors during the year 2017-18 were given below:

(in Rupees)

Name of the Independent Director	Sitting Fees for Board Meeting	Sitting Fees for Committee Meetings	Total
Ms. Loretta M Vas	7,60,000	4,80,000	12,40,000
Dr. D. C Panigrahi	7,20,000	8,70,000	15,90,000
Dr. S.B. Agnihotri	8,00,000	7,50,000	15,50,000
Shri Vinod Jain	7,60,000	6,00,000	13,60,000
Dr. Khanindra Pathak	8,40,000	5,70,000	14,10,000
Shri V.K. Thakral	6,00,000	3,00,000	9,00,000
Shri B.L. Gajipara	5,60,000	60,000	6,20,000

### 3.3 Stakeholders Relationship Committee.

Shareholders' / Investors' Grievance Committee was constituted by CIL Board of Directors in pursuance of Listing Agreement in its 258th meeting held on 05-08-2010. In compliance with the provisions of Section 178 of the Companies Act, 2013 and Listing Agreement, the Board had renamed the "Shareholders'/Investors' Grievance Committee" as "Stakeholders' Relationship Committee" in its 307th Board Meeting held on 29-05-2014. The Committee was reconstituted by CIL Board in its 356th Meeting held on 31-01-18. The Stakeholders' Relationship Committee is constituted in line with the provisions of Regulation 20 of SEBI Listing Regulations read with section 178 of the Companies Act 2013.

The Committee shall be responsible for considering and resolving the grievances of the security holders of the listed entity including complaints related to transfer of shares, non-receipt of annual report and non-receipt of declared dividends.

During the year 2017-18, two meetings were held on 02-08-17 and 31-01-2018.

This Committee consisted of following Directors and their attendance was as follows:

Sl. No.	Name of the Director	Status		No. of Meeting attended
1	Dr S.B. Agnihotri	Chairman (w.e.f 06.01.2016)	Independent Director	2
2	Shri Vinod Jain	Member (w.e.f 06.01.2016)	Independent Director	2
3	Shri C K Dey	Member (w.e.f 06.01.2016)	Director (Finance) CIL	2
4	Shri R.R. Mishra	Member (w.e.f 19.07.18 till 30.01.18)	Director (P &IR) CIL- Addl. Charge	1
5	Shri B.L. Gajipara	Member (w.e.f 25.09.17)	Independent Director	1
6	Shri R.P. Srivastava	Member (w.e.f 31.01.18)	Director (P &IR) CIL	0

#### a) Compliance officer:

Shri M.Viswanathan, Company Secretary is the Compliance Officer. He is primarily responsible to ensure compliance with the applicable statutory requirements and is the interface between Management and regulatory authorities on governance matters.

#### b) Redressal of Investors' Grievances:

The company addresses all complaints and grievances of the investors expeditiously and usually resolves the issue within 7 days except in case of dispute over facts or other legal constraints. The complaints were duly attended by the Company/ RTA.

#### c) Settlement of Grievances

Investors may register their complaints in the manner stated below:-

Sl. No.	Nature of Compliant	Contact Officers
1	Dividend from Financial Years 2010-11 to 2017-18 and shares held in physical mode For Physical Shares: Change of address, status, Bank account, ECS mandate etc.	M/s Alankit Assignments Limited, Alankit Height 1E/13, Jhandewalan Extension, New Delhi-110055, Email-id-alankit_rta@alankit.com Ph. No-011-4254-1234/2354-1234 Fax no-011-4154-3474, Toll free no-1860-121-2155 Website-www.alankit.com
2	For Dematted Shares:- Change of address, status, Bank account, ECS mandate etc.	Concerned Depository participant (DP) where the Shareholder is maintaining his/her account
3	All complaints except Sl. No 1&2 Coal Bhawan, 3rd floor, Core-2, Newtown Rajarhat,	Company Secretary, Coal India Limited, Kolkata-700156. Phone No-0332324-6526 Fax No-0332324-6510 email- complianceofficer.cil@coalindia.in



**d) Investor Relation Cell**

In line with global practices, the Company is committed to maintain the highest standards of Corporate Governance reinforcing the relationship between the company and its Shareholders. Information frequently required by the Investors and Analysts are available on the Company's corporate website [www.coalindia.in](http://www.coalindia.in) under "Investor Centre". This website provides updates on investor-related events and presentations, dividend information and shareholding pattern etc. Updates on Financial Statement and Annual Report are available under 'Performance/Financial' tab. The company is committed to take such other steps as may be necessary to fulfill the expectations of the stakeholders.

**e) Details of Shares in ESCROW Account as per Regulation 39(4) read with Schedule VI of Listing Regulation 2015.**

Opening Balance as on 01.04.17		Disposed off during the year		Closing balance as on 16.03.18*	
Aggregate No of Shareholders	No of Shares Outstanding credited	No of Shareholders to whom their shares were	Shares transferred from ESCROW Account	Aggregate No of Shareholders in Escrow A/c	No of Shares Outstanding in Escrow A/c
149	18279	6	848	143	17431

\* Since the Dividend on the above shares remained unclaimed for the consecutive last 7 years, their shares alongwith their dividend were transferred to IEPF Account on 16th March, 2018. The details are also available in CIL website.

**f) Unclaimed Dividend Status as on 31.03.2018 & Date of transfer to IEPF :-**

DESCRIPTION	AMOUNT (in INR)	Due date of transfer to IEPF
FINAL DIVIDEND 2010-2011	8,91,296.40	20.10.2018
INTERIM DIVIDEND 2011-2012	1,42,19,689.50	11.04.2019
FINAL DIVIDEND 2011-2012	11,20,700.00	17.10.2019
INTERIM DIVIDEND 2012-2013	94,48,377.00	13.04.2020
FINAL DIVIDEND 2012-2013	63,67,385.00	17.10.2020
INTERIM DIVIDEND 2013-2014	2,12,05,360.00	13.02.2021
INTERIM DIVIDEND 2014-2015	1,19,29,803.00	01.03.2022
INTERIM DIVIDEND 2015-2016	2,41,68,903.00	04.04.2023
IST INTERIM 2016-17	2,25,80,946.00	05.04.2024
2ND INTERIM 2016-17	28,91,998.00	25.04.2024
INTERIM DIVIDEND 2017-18	11,11,62,616.00	09.04.2025
<b>TOTAL</b>	<b>22,59,87,073.90</b>	

The Interim Dividend amount for the year 2010-11 amounting to Rs.47,94,223/- for 16754 shareholders had been transferred to IEPF Account on 16th March'2018 as the amount remained unclaimed for the last 7 years. In addition 48903 shares in respect of which dividend was unclaimed for the last 7 years was also transferred to IEPF Account. The details are also available in CIL website. The Company sent periodic intimation to the shareholders concerned to lodge their claims with the Company/RTA within the stipulated time or else the unclaimed dividend will be transferred to IEPF Account.

**g) Outstanding IPO refund as on 29.11.2017:-**

Sl. No.	Cases	Amount (in Rs.)
1	429*	3313114.00

\* Since the IPO w.e.f. 30th Oct'10, the amount remained unclaimed for the last 7 seven years, the same was transferred to IEPF Authority on 29th Nov'17. The details are available in CIL website.

**i) Status of complaints disposed off during 2017-18 (Quarter wise) :-**

Quarter	Opening	Received	Resolved	Pending	*Consumer Forum Cases
1st Qtr	2	307	300	9	13
2nd Qtr	9	179	187	1	10
3rd Qtr	1	117	118	0	10
4th Qtr	0	148	148	0	5

\*ATR had been filed with the appropriate authorities. Awaiting final order from consumer court.

**j) SYSTEM IMPROVEMENT**

The following system improvements were made by Coal India Limited in 16-17 & 17-18 which were first of its kind and well appreciated. It has become an eye opener for other companies to follow.

- (1) **Letter of Offer for Buyback** : SEBI (Buyback of Securities) Regulations, 1998 stipulates that Letter of Offer along with tender form should be sent to shareholders as on Record Date within 5 working days from the date of receipt of the SEBI's observations. Before CIL Buyback Offer, Companies were sending Letter of Offer to all shareholders by Registered Post. Since CIL shareholders base was around 6.5 lakhs and Letter



# COAL INDIA LIMITED

A MAHARATNA COMPANY

of Offer is around 60 pages, CIL took up the matter with SEBI to permit to send Letter of Offer to those shareholders who have registered their mail-id with the depositories and agreed to accept the communication from the company by electronic means. Understanding that very less time is available with the company for printing, binding and despatch of Letter of Offer to shareholders, SEBI for the first time had permitted "sending the Letter of Offer through e-mail as a text or as an attachment to email or as a notification providing electronic link or Uniform Resource Locator including a read receipt to those shareholders who have their email IDs registered with the depositories. However, on receipt of request from any such shareholder to receive a copy of the Letter of Offer in physical format, the same shall be provided. Besides this, for all those shareholders who do not have their email IDs registered with the company, the Letter of Offer may be sent physically. The same shall be incorporated in the Letter of Offer".

Hence, Company had sent Letter of Offer and the tender form for Buyback to around 4.15 lakhs shareholders by e-mail thereby saved substantial cost of printing, binding, postal charges and human efforts. It is understood thereafter SEBI had permitted other companies also to send Letter of Offer under Buyback Regulations by electronic means to those shareholders who were registered their mail-id with their depositories and agreed to accept the same by electronic means.

- (2) **Direct Transfer of Unclaimed Dividend :** There are some shareholders who do not claim their dividend declared by the company. As per Section 124(5) of Companies Act 2013, the amount which remained unpaid/unclaimed for a period of 7 years from the date of transfer to Unpaid dividend account shall be transferred by the company to Investment Education & Protection Fund (IEPF) along with the shares. Once the amount is transferred to IEPF authorities, no claim shall lie against the company. However, before transferring the amount, company has to follow IEPF Authority (Accounting, Audit, Transfer and Refund) Rules 2016.

In the Stakeholders Relationship Committee Meeting it was decided to obtain updated beneficiary details from NSDL and CDSL for the unclaimed dividend, match the data on dp-id, client id, name and bank account no. and through dividend banker directly transfer the amount to shareholders account. For the Interim and Final Dividend 2010-11, company through its RTA matched the data and directly transferred Rs.26.87 lakhs for 9029 shareholders and Rs.2.26 Lakhs for 7145 shareholders respectively thereby substantially reduced the unclaimed dividend amount to be transferred to IEPF authorities. This has come as a great relief to those small shareholders who had received the money through direct transfer or else they have to go through the cumbersome process of applying to IEPF authorities to claim their unclaimed amount and shares. We understand from RTA that this is the first time any company in India had undertaken this exercise thereby substantially reduced the unclaimed dividend amount transfer to IEPF. Other companies may also follow the same procedure for reducing the unclaimed dividend amount which will give big relief to small shareholders.

- (3) **Preparation of Software for unclaimed Dividend :** Section 124(2) of Companies Act 2013 stipulates that the amount of unclaimed dividend transferred to unpaid dividend account should be uploaded in the website of the company as well as MCA website within 90 days of transfer with all other details. CIL had already uploaded the details dividend-wise from 2010-11 onwards.

In the Stakeholders Relationship Committee, it was advised that company should develop a software thereby either by providing Dp-id, Client id or PAN, the shareholder can get the details of all unclaimed dividend, instead of searching individual unclaimed dividend file and claim the amount from the company before it is transferred to IEPF. Company through its RTA developed such software and with the approval of Stakeholders Relationship Committee, BETA Version of software was uploaded in CIL website. It is also being updated at quarterly intervals.

By using this software, the shareholders can find out unclaimed dividend, dividend-wise without going through the cumbersome process of searching individual file and claim the same from the company before it is transferred to IEPF.

### 3.4 Share Transfer Committee

A Share Transfer Committee was constituted by CIL Board of Directors in its 262nd meeting held on 22-11-2010. This committee was reconstituted in 349th CIL Board meeting held on 28-10-2017. The Share Transfer Committee looks into the following:

- a) Transfer or Transmission of Shares. and
- b) Issue Duplicate Certificates and new Certificates on split /consolidation/renewal/demat to remat etc.

During the year 2017-18, 23 meetings of the committee were held on 25-04-2017, 10-05-2017, 25-05-17, 08-06-17, 19-06-17, 07-07-17, 25-07-17, 04-08-17, 22-08-17, 11-09-17, 21-09-17, 12-10-17, 31-10-17, 06-11-17, 20-11-17, 08-12-17, 27-12-17, 03-01-18, 18-01-18, 06-02-18, 23-02-18, 12-03-18 & 23-03-18. The Share Transfer Committee consists of following Directors and their attendance was as follows:

Sl. No.	Name of the Director	Status		No. of Meeting attended
1	Shri C.K. Dey	Director (Finance)	Chairman (from 31.03.17)	23
2	Shri S N Prasad	Director (Marketing)	Member (w.e.f 11.02.2016)	21
3	Shri S.Saran	Director (Technical)-Addl. Charge	Member (from 29.05.17 till 10-10-17)	6
4.	Shri Binay Dayal	Director (Technical)	Member (w.e.f 28-10-17)	9

### 3.5 Risk Management Committee.

Corporate Governance including Risk Assessment and Minimization Procedures Committee was constituted by CIL Board of Directors in its 273rd meeting held on 20-09-2011. This committee was renamed as Risk Management Committee as approved by CIL Board in its 307th meeting held on 29th May 2014 and is in line with Regulation 21 of SEBI (LODR) Regulation, 2015. This committee was further reconstituted in 349th Board meeting held on 28th October 2017.



During the year, 2017-18, **Eight** meetings were held on 19-06-17, 31-07-17, 11-11-17, 04-12-17, 29-01-18, 21-02-18, 05-03-18 & 24-03-18 and attendance of Directors was as follows:

Sl. No.	Name of the Director	Status		No. of Meeting attended
1	Dr D C Panigrahi	Chairman (w.e.f 06.01.16)	Independent Director	8
2	Dr. Khanindra Pathak	Member (w.e.f 06.01.16)	Independent Director	8
3	Shri S. Saran	Member (w.e.f 13.12.16 upto 10-10-17)	Director (Technical)- Add. Charge	2
4	Shri S N Prasad	Member (w.e.f 06.01.16)	Director(Marketing)	7
5	Shri V.K. Thakral	Member (w.e.f 25.09.17)	Independent Director	6
6	Shri Binay Dayal	Member (w.e.f 28-10-17)	Director Technical	4

### 3.6 Corporate Social Responsibility Committee.

Sustainable Development Committee including CSR Committee was constituted by CIL Board of Directors in its 282nd meeting held on 16-04-2012. This committee was reconstituted in 356th CIL Board meeting held on 31-01-18. This Committee was renamed as CSR Committee in pursuant to Section 135 of the Companies Act, 2013 and the Companies (Corporate Social Responsibility) Rules, 2014. In addition to CSR activities, this committee will also look after Sustainable Development. During the year 2017-18, **four** meetings of the committee were held on 12-06-2017, 02-08-2017, 16-02-2018 & 16-03-2018 respectively. The Corporate Social Responsibility Committee consisted of following members and their attendance was as follows:

Sl. No.	Name of the Director	Status		No. of Meeting attended
1	Dr S.B.Agnihotri	Independent Director	Chairman (from 06.01.16)	4
2	Dr. Khanindra Pathak	Independent Director	Member (from 06.01.16)	4
3	Shri Vinod Jain	Independent Director	Member (from 06.01.16)	4
4	Shri Vivek Bharadwaj	Govt. Nominee Director	Member (from 02/05/17 to 9/06/17)	0
5	Shri R.K.Sinha	Govt. Nominee Director	Member (from 19/07/17)	2
6	Shri. S.N. Prasad	Director (P &IR) CIL- Addl. Charge	Member (from 2nd May'17 till 18th Jun'17)	1
7	Shri R.R.Mishra	Director (P &IR) CIL- Addl. Charge	Member (from 19th Jun'17 to 30th Jan'18)	0
8	Shri Binay Dayal	Director(Technical)	Member (w.e.f 28-10-17)	2
9	Shri R.P. Srivastava	Director (P &IR) CIL	Member (from 31st Jan'18)	2

### 3.7 Empowered Sub-Committee for Evaluation, Appraisal and Approval of Projects :

An Empowered Sub-Committee for Evaluation, Appraisal and Approval of Projects was re-constituted by CIL Board in its 349th meeting held on 28-10-2017. During the year 2017-18, **three** Meetings was held on 31-08-2017, 04-10-2017 & 11-11-2017. The Committee consisted of following Directors and their attendance was as follows:

Sl. No.	Name of the Director	Status	No. of Meeting attended
1	Chairman, CIL.	Chairman	3
2	Jt. Secretary (JS & FA), MOC.	Member (w.e.f 19.07.17)	3
3	Director (Finance), CIL	Member	3
4	Director (Technical), CIL.	Member	3
5	Dr. S.B.Agnihotri	Member (w.e.f 06.01.16)	3
6	Dr. D.C.Panigrahi	Member (w.e.f 06.01.16)	3
7	Dr. Khanindra Pathak	Member (w.e.f 06.01.16)	3
8	Shri Vinod Jain	Member (w.e.f 06.01.16)	2
9	CMD CMPDIL	Permanent Invitee	3

## 4. General Body Meetings

### A. Particulars of last three AGM :

Date, Time and Venue of last three Annual General Meetings held were as under:-

Financial Year	Date	Time	Location.
2016-17	14-09-2017	10.30 AM	Science City, Main Auditorium, JBS Haldane Avenue, Kolkata - 700 046.
2015-16	21-09-2016	10.30 AM	Science City, Main Auditorium, JBS Haldane Avenue, Kolkata - 700 046.
2014-15	23-09-2015	10:30 AM	Science City, Main Auditorium, JBS Haldane Avenue, Kolkata - 700 046.



# COAL INDIA LIMITED

A MAHARATNA COMPANY

## B. Particulars of Special Resolutions passed at the last three AGM :

AGM	Year	Time	Particulars of Special Resolution
43rd	14-09-2017	10.30 A.M.	NA
42nd	21-09-2016	10.30 A.M.	NA
41st	23-09-2015	10:30 A.M.	NA

## C. Particulars of Special Resolution passed through Postal Ballot and details of voting in 2017-18 : NIL

D. Person who conducted E-Voting at AGM in 2016-17 : Shri A.K. Labh Practising Company, Secretary, Kolkata had been appointed as Scrutinizer for E-voting for AGM.

E. Whether any special resolution is proposed to be conducted through postal ballot - No.

F. Detailed Procedure for E-voting activity will be available under tab 'Investor Centre of Coal India website.

## 5. Disclosures

A) During the year, there was no transaction of material nature with Related Parties that had potential conflict with the interests of the Company. As required under Regulation 23(1) of SEBI (LODR) Regulations, 2015, the Company has formulated a policy on dealing with Related Party Transactions.

([https://www.coalindia.in/DesktopModules/DocumentList/documents/Related\\_Party\\_Transaction\\_Policy'\\_\\_01122014\(1\).PDF](https://www.coalindia.in/DesktopModules/DocumentList/documents/Related_Party_Transaction_Policy'__01122014(1).PDF))

B) The Company had complied with requirements of Regulatory Authorities on capital markets and no penalties/strictures was imposed against it in the last three years by Stock Exchange or SEBI or any other Statutory Authority.

C) **Whistle Blower Policy** : Pursuant to Section 177(9) and (10) of the Companies Act, 2013, and Regulation 22 of SEBI (LODR) Regulations, 2015, the Company had formulated Whistle Blower Policy to enable stakeholders including individual employees and their representative bodies, to freely communicate their concerns about illegal or unethical practices. Accordingly, the Board of Directors of CIL in its 272nd Board Meeting held on 12th August, 2011 has approved "COAL INDIA WHISTLE BLOWER POLICY 2011" at CIL and its subsidiary companies for implementation.

CIL had provided ample opportunities to encourage directors and employees to become whistle blowers (Directors and employees who voluntarily and confidentially want to bring the unethical practices, actual or suspected fraudulent transactions in the organization to the notice of competent authority for the greater interest of the organization and the nation). It has also ensured a very robust mechanism within the same framework to protect them (whistle blowers) from any kind of harm. It is hereby affirmed that no personnel has been denied access to the Audit committee.

D) **CEO/CFO Certification** : As required under SEBI(LODR)Regulations, 2015, Certificate signed by Shri Anil Kumar Jha Chairman/CEO and Shri C.K. Dey, Director (Finance)/CFO was placed before the Board of Directors in its 365th Board Meeting held on 29th May, 2018 and is annexed to Corporate Governance Report.

E) **Code of Business Conduct** : The Company has in place a Code of Business Conduct applicable to Board Members as well as to Senior Management which was revised in its 311th Board Meeting held on 29-03-2015 in line with Companies Act, 2013, Listing Regulations 2015 and the same has been uploaded in Company's website. Further, all Board Members of Coal India Limited and Senior Management Personnel have affirmed compliance to the code of conduct as on 31st March, 2018.

## Declaration as required under Regulation 26 (3) of SEBI (Listing Obligations and Disclosure Requirements) Regulations, 2015

All the members of the Board and Senior Management Personnel have affirmed compliance to the Code of Conduct for the financial year ended on 31st March, 2018.

Kolkata

Dated 25th June'2018

Sd/-

( Anil Kumar Jha)

Chairman & Managing Director

F) **Code of Internal procedures and conduct for Prevention of Insider Trading** : In pursuance to Regulation 9(1) of Securities Exchange Board of India (Prohibition of Insider Trading) Regulations, 2015, Company has adopted "**CODE OF INTERNAL PROCEDURES AND CONDUCT FOR PREVENTION OF INSIDER TRADING IN SECURITIES OF COAL INDIA LIMITED**" with the objective of preventing purchase and/or sale of shares of Company by an insider on the basis of unpublished price sensitive information. Under this code, Insiders (Officers, Designated Employees and Connected Persons) are prevented to deal with the company's shares during the closure of Trading Window. This was approved in 314th Board Meeting held on 12th May, 2015 and uploaded in website. To deal in Securities beyond limits specified, permission of Compliance Officer is required. All Directors / Officers/Designated Employees are also required to disclose related information periodically as defined in the Code. Company Secretary has been designated as Compliance Officer for this Code.

G) **Separate Meeting of Independent Directors** : As per Companies Act, 2013 and Regulation 25(3) & (4) of SEBI Listing Obligations and Disclosure Requirement 2015, Independent Directors are required to hold at least one meeting in a year to Assess the quality, quantity and timeliness of flow of information between company management and Board that is necessary for the Board to effectively and reasonably perform their duties.

The meeting of Independent directors for the year 2017-18 was held on **10-02-2018** at New Delhi. All the seven independent directors attended the meeting, one director participated through video-conferencing.

**Formal letter of appointment to Independent Directors**: CIL Board in its 308th meeting had approved letter of appointment to be issued to Independent Directors on their appointment and it is also uploaded in company's website. This is as per the Schedule IV of Companies Act



2013 and Regulation 46(2) of Listing Regulations 2015. Accordingly letter of appointment has been issued to all Independent Directors by Chairman, CIL.

**Performance evaluation of Independent Directors:** MCA vide notification no G.S.R 463(E) dated 5th June, 2016 has exempted the above for Government Companies.

**Familiarisation programme for Independent Directors:** Board of Directors are fully briefed on all business related matters, associated risk, new initiatives etc of the company. The Board of directors were also briefed about the provisions of Companies Act 2013, SEBI(LODR)Regulations,2015, and Prevention of Insider Trading Code of CIL etc. As and when the training programmes are conducted by the recognized Institutes on Corporate Governance, company sponsors them to attend training programme and thereby make them familiar with the recent developments. Details of training programme attended by Independent Directors were disclosed in company website under tab "Investor Centre".

[https://www.coalindia.in/DesktopModules/DocumentList/documents/Familiarization\\_Programmes\\_impacted\\_to\\_Independent\\_Directors\\_for\\_2017\\_18\\_04042018.pdf](https://www.coalindia.in/DesktopModules/DocumentList/documents/Familiarization_Programmes_impacted_to_Independent_Directors_for_2017_18_04042018.pdf)

#### SUBSIDIARY COMPANIES

South Eastern Coalfields Limited (SECL) became a material subsidiary as its income and networth exceeded 20% of CIL's income as on 31st March 2018. Accordingly, Policy on Material Subsidiaries had been formulated and uploaded in company's website. The Consolidated Financial Statements of Coal India limited and its Subsidiary Companies are tabled at the Audit Committee and Board Meetings on quarterly basis. Copies of the Minutes of Board Meetings of Subsidiary Companies along with a statement of significant transactions and arrangements entered into by the unlisted subsidiary company are placed to CIL Board.

[https://www.coalindia.in/DesktopModules/DocumentList/documents/POLICY\\_FOR\\_DETERMINING\\_MATERIAL\\_SUBSIDIARIES\\_21032015.pdf](https://www.coalindia.in/DesktopModules/DocumentList/documents/POLICY_FOR_DETERMINING_MATERIAL_SUBSIDIARIES_21032015.pdf)

#### 6. Means of Communication:

- a) **Quarterly Results :** The Company communicates with its shareholders through its Annual Report, General Meetings and disclosures through website. The Company also communicates with its institutional shareholders through a combination of Analysts briefing, individual discussions and also participation at investor conferences from time to time. Quarterly Un-Audited Financial Results were published in the newspapers as per the details given below. Information and latest updates and announcement regarding the company can be accessed at company's website ([www.coalindia.in](http://www.coalindia.in))

Quarter	English Newspaper	Vernacular Newspapers
June' 17	Financial Express	Ei-Somoy
September' 17	Business Standard	Aaj Kal
December' 17	HT MINT	Ananda Bazaar Partrika
March' 18	Business Line	Bartaman

- b) **Official Releases and Presentations :** In order to make general public aware about the achievements of the company, highlights of the performance of the company are briefed to the Press for information of the stakeholders after it is intimated to Stock Exchanges.

#### c) Presentation made to the Analysts :-

The salient features of financial results presented to Audit Committee and Board were put on company website for the information of Analysts and general public after it is intimated to Stock Exchanges.

#### 7. General Shareholders' Information :

- a) Annual General Meeting.

Date: 12th September, 2018

Day: Wednesday

Time: 10.30 AM

Venue: Science City, Main Auditorium, JBS Haldane Avenue, Kolkata - 700 046.

- b) **Financial Calendar for FY 2018-19:**

Particulars	Date
Accounting period	April 1, 2018 to March 31, 2019
Un audited Financial Results for the first three quarters	Announcement within 45 days from the end of each quarter.
Fourth Quarter Results	Announcement of Audited Accounts on or before May, 30, 2019.
AGM (Next Year)	August'2019

- c) **Book Closure**

The Register of Members and Share Transfer Books of the Company will remained closed from 6th September'2018 to 12th September'2018 (both days inclusive).

- d) **Payment of Dividend.**

The Board of Directors of CIL in its meeting held on 10<sup>th</sup> March'2018 had approved payment of Interim Dividend @ ` 16.50 per share (165% on the paid up share capital) to shareholders and the same was paid 'on and from 21<sup>st</sup> March, 2018.



# COAL INDIA LIMITED

A MAHARATNA COMPANY

## e) Dividend History.

Year	Total Paid up Share Capital (₹ in crore)	Total amount of dividend paid (₹ in crore)	Date of AGM in which dividend was declared	Rate of Dividend
2008-09	6316.3644	1705.42	28-07-2009	27%
2009-10	6316.3644	2210.00	25-05-2010	35%
2010-11	6316.3644	2463.38	20-09-2011	39%
2011-12	6316.3644	6316.36	18-09-2012	100%
2012-13	6316.3644	8842.91	18-09-2013	140%
2013-14	6316.3644	18317.46	10-09-2014	290%
2014-15	6316.3644	13074.88	23-09-2015	207%
2015-16	6316.3644	17306.84	21-09-2016	274%
2016-17	6207.4092	12352.76	14-09-2017	199%
2017-18	6207.4092	10242.24	Interim Dividend declared and paid earlier	165%

## f) Listing on Stock Exchanges

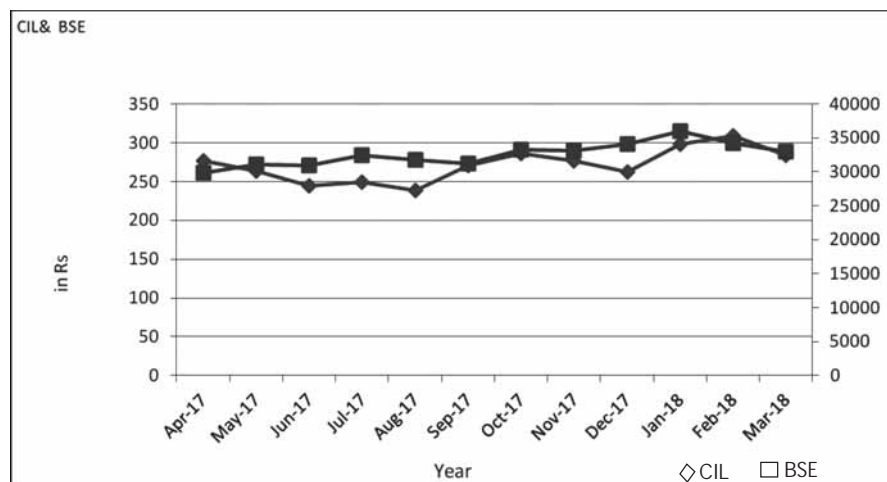
CIL equity shares are listed in the following Stock Exchanges:

<b>National Stock Exchange of India Limited.</b> Scrip Code: COAL INDIA Stock Code: ISIN: INE522F01014.	<b>Bombay Stock Exchange Limited.</b> Scrip Code: 533278.
---	--

An annual Listing fee for the year 2018-19 had already been paid to both the Stock Exchanges.

## g) Market Price Data- BSE :

Month	High (in ₹)	Low (in ₹)	Closing (in ₹)
Apr-17	298.00	273.70	276.85
May-17	284.35	260.00	263.30
Jun-17	270.00	243.35	244.20
Jul-17	265.30	243.00	249.15
Aug-17	253.75	234.00	238.00
Sep-17	272.20	238.00	270.60
Oct-17	294.90	268.70	286.35
Nov-17	292.40	266.30	276.20
Dec-17	276.15	261.05	263.00
Jan-18	310.45	262.55	298.60
Feb-18	316.55	284.80	309.55
Mar-18	314.00	265.45	283.50

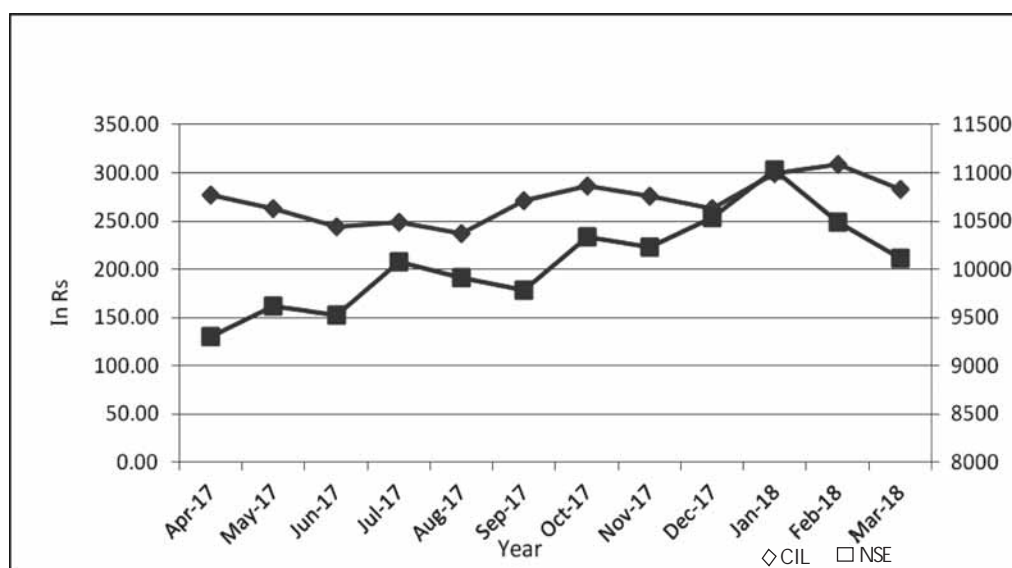


Stock Performance of Coal India vis-a-vis Sensex (Based on closing Price)



## h) Market Price Data- NSE :

Month	High (in `)	Low (in `)	Closing (in `)
Apr-17	296.80	273.10	276.65
May-17	284.45	259.50	262.55
Jun-17	270.25	243.10	244.25
Jul-17	265.25	242.60	249.10
Aug-17	253.50	233.70	237.40
Sep-17	272.40	238.05	270.85
Oct-17	295.00	268.70	286.45
Nov-17	292.35	266.15	275.80
Dec-17	276.35	261.00	262.95
Jan-18	311.00	262.60	299.55
Feb-18	316.95	280.10	309.15
Mar-18	314.15	265.00	283.30



Stock performance of Coal India vis a vis NIFTY (based on closing price)

## i) Registrar and Share Transfer Agent

Registered Address:	Local Address:
M/s Alankit Assignments Limited, Alankit Height 1E/13, Jhandewalan Extension, New Delhi-110055, Email-id-alankit_rta@alankit.com Ph. No-011-4254-1234/2354-1234 Fax no-011-4154-3474 Toll Free No: 1860-121-2155 Website-www.alankit.com	M/s Alankit Assignments Limited, Main Building, 2nd floor 19 R.N. Mukherjee Kolkata-700001 Email-id-alankit_rta@alankit.com Phone no-033-4401-4100/4200 Toll Free No: 1860-121-2155

## j) Share Transfer System

Share transfer activities under physical segment are being carried out by M/s Alankit Assignments Limited. The share transfer system consists of activities like receipt of shares along with transfer deed from transferors, its verification, preparation of Memorandum of transfers, etc. If it is in order, share transfer is approved and sent to transferee. If it is not in order, the same is returned to the transferee for further needful action.



# COAL INDIA LIMITED

A MAHARATNA COMPANY

## k) Distribution of Shareholding

Shares held by different categories of shareholders and size of holdings as on 31st March, 2018 is given below:

### a) Shareholding pattern as on 31st March, 2018

Category	No. of Shareholders	Total no. of shares	% of Equity
GOVERNMENT OF INDIA	1	4875671716	78.546
BANKS	12	13419926	0.2162
BODY CORPORATE	2585	54645381	0.8803
CLEARING MEMBER	326	2572104	0.0407
FOREIGN INSTITUTIONAL INVESTORS	8	1383463	0.0223
FOREIGN PORTFOLIO INVESTOR	550	338593869	5.4547
INDIAN FINANCIAL INSTITUTIONS	53	121380358	1.9554
INSURANCE COMPANIES	24	566266802	9.1224
MUTUAL FUNDS	125	97539015	1.5713
NBFC	18	30025	0.0005
NON RESIDENT INDIAN	10657	8158091	0.1314
RESIDENT (HUF)	16330	4755291	0.0766
RESIDENT INDIVIDUALS	613771	111797874	1.801
TRUSTS	87	11195262	0.1804
<b>Total</b>	<b>644547</b>	<b>6207409177</b>	<b>100</b>

### b) Top Ten shareholders as on 31st March' 2018:

SL. NO.	NAME/JOINT NAME(S)	HOLDING	% TO EQT
1	PRESIDENT OF INDIA	4875671716	78.55
2	LIFE INSURANCE CORPORATION OF INDIA	556948456	8.97
3	LIFE INSURANCE CORPORATION OF INDIA P & GS FUND	75694235	1.22
4	THE INCOME FUND OF AMERICA	38000000	0.61
5	CPSE ETF	29224428	0.47
6	ICICI PRUDENTIAL LIFE INSURANCE COMPANY LIMITED	21535658	0.35
7	VANGUARD EMERGING MARKETS STOCK INDEX FUND, ASERIES OF VANGUARD INTERNATIONAL EQUITY INDEX FUND	21180306	0.34
8	GOVERNMENT OF SINGAPORE	19333195	0.31
9	VANGUARD TOTAL INTERNATIONAL STOCK INDEX FUND	16953673	0.27
10	NATIONAL INSURANCE COMPANY LTD	14210351	0.23
	<b>TOTAL:</b>	<b>5668752018</b>	<b>91.32</b>

### c) Distribution of shareholding according to size, % of holding as on 31st March, 2018:

Sl.	Category (Shares) No.	No. of Share Holders	% To Share Holders	Total No. of Shares	% To Equity
1	1 - 5000	642138	99.626	107778358	1.736
2	5001 - 10000	1077	0.167	7669028	0.124
3	10001 - 20000	430	0.067	6209044	0.1
4	20001 - 30000	163	0.025	4030295	0.065
5	30001 - 40000	99	0.015	3452726	0.056
6	40001 - 50000	71	0.011	3200876	0.052
7	50001 - 100000	179	0.028	13307209	0.214
8	100001 and above	390	0.061	6061761641	97.654
	<b>TOTAL:</b>	<b>644547</b>	<b>100</b>	<b>6207409177</b>	<b>100</b>

**d) Major Shareholders**

Details of shareholders holding more than 10% of paid up capital of the Company as on 31st March, 2018 are given below:

Name of Shareholder	No of Shares	% to Paid - up Capital	Category
Government of India	4875671716	78.546	POI

**L) Dematerialization of Shares and Liquidity**

20% of the Shares of the Company issued to the Public are in dematerialized segment and are available for trading at National Securities Depository Ltd. (NSDL) and Central Depository Services (India) Ltd (CDSL) 1.271% shares of the company is in CPSE ETF, 0.31% shares is in Bharat 22 ETF and can be traded in Stock Exchanges, which are also in dematerialized.

**No of shares held in dematerialized and physical mode as on 31st March' 18**

Mode of holding	Shares	% Equity
Held in dematerialized form in CDSL	38139636	0.613
Held in dematerialized form in NSDL	6169261026	99.387
Physical	8515	0
<b>Total</b>	<b>6207409177</b>	<b>100</b>

**M) Reconciliation of Share Capital Audit**

As required by Securities & Exchange Board of India (SEBI), quarterly audit of Company's share capital is being carried out by a practicing Company Secretary with a view to reconcile the total share capital with National Securities Depository Limited (NSDL) and Central Depository Services (India) Limited (CDSL) and in physical form, with the issued and listed capital. The Secretarial Audit Report for reconciliation of share capital is submitted to BSE Limited and National Stock Exchange of India Limited within the stipulated time for each quarter.

**N) The names and address of the Depositories are as under:**

- National Securities Depository Ltd.  
Trade World, 4th Floor,  
Kamala Mills Compound,  
Senapati Bapat Marg,  
Lower Parel, Mumbai-400 013.
- Central Depository Services (India) Limited.  
Phiroze Jeejeebhoy Towers,  
17th Floor, Dalal Street Fort, Mumbai - 400 001.

**O) Details of Subsidiaries of Coal India Ltd and its Location**

Coal India Ltd. is at present having nine wholly owned Subsidiaries. (Seven Coal Producing Companies, One Service Oriented Company and One Foreign Subsidiary Company). The Company's Subsidiaries are located at:

**(A) Coal Producing Companies:**

Name of the Subsidiary Company	Location
(i) Eastern Coalfields Ltd. (ECL)	Sanctoria, Dishergarh, West Bengal
(ii) Bharat Coking Coal Ltd (BCCL)	Dhanbad, Jharkhand.
(iii) Central Coalfields Ltd (CCL)	Ranchi, Jharkhand.
(iv) Western Coalfields Ltd (WCL)	Nagpur, Maharashtra.
(v) South Eastern Coalfields Ltd (SECL)	Bilaspur, Chhattisgarh.
(vi) Northern Coalfields Ltd (NCL)	Singurali, Madhya Pradesh.
(vii) Mahanadi Coalfields Ltd(MCL)	Sambalpur, Odisha

**(B) Service Oriented Company:**

Name of the Subsidiary Company	Location
(viii) C.M.P.D.I. L.	Ranchi, Jharkhand.

**(C) Foreign Subsidiary Company:**

Name of the Subsidiary Company	Location
(ix) Coal India Africana Limitada(CIAL)	Maputo, Mozambique

**(D) Joint Venture Companies of CIL:**

- CIL NTPC Urja Pvt Ltd
- Talcher Fertilizers Limited (TFL)
- Hindustan Urvarak & Rasayan Ltd. (HURL)



# COAL INDIA LIMITED

A MAHARATNA COMPANY

## P) Address for Correspondence.

Coal Bhawan  
Coal India Limited,  
Premises No-04-MAR.Plot No-AF-III  
Action Area-1A, Newtown, Rajarhat  
Kolkata-700156.  
Phone-033-23246426.  
Fax-033-23246510.  
E -mail: complianceofficer.cil@coalindia.in.

## ANNEX- I

### Non- Mandatory Requirements.

Besides the mandatory requirements as mentioned in preceding pages, the status of compliance with non-mandatory requirements of Reg. 27(1) of SEBI(LODR)Regulations, 2015 read with Part E of Schedule-II are produced below:

1. **The Board** : The Company is headed by an Executive Chairman.
2. **Shareholder Rights** : The quarterly Financial Results of the Company are published in leading newspapers and also posted on company's website (www.coalindia.in). These results are not separately circulated to the shareholder.
3. **Audit Qualification / Modified Opinions in audit report** : It is always Company's endeavor to present an unqualified financial statement.
4. **Separate posts of Chairman and CEO** : Article of Association {39(f)} of the company provides that same person can be appointed as Chairman and CEO of the company. Hence Gol had appointed one person as CMD of the company.
5. **Reporting of Internal Auditor** : General Manager/HoD Internal Audit reports directly to Chief Executive Officer of the company. The external/internal auditor appointed by the company submit their report to concerned GM at places where they are conducting audit. These reports are reviewed by the Audit Committee.



## CEO AND CFO CERTIFICATION

To

The Board of Directors

Coal India Limited

The Financial Statements of **CIL (Standalone)** for the year ended 31st March, 2018 are placed herewith before the Board of Directors for their consideration and approval.

In the light of above, We, A.K.Jha, Chairman cum Managing Director, and C. K. Dey, Director (Finance), of Coal India Ltd. responsible for the finance function certify that:

- a. We have reviewed the Financial Statements for the year ended 31st March, 2018 and that to the best of our knowledge and belief:
  - i. These statements do not contain any materially untrue statement or omit any material fact or contain statements that might be misleading;
  - ii. These statements together present a true and fair view of the company's affairs and are in compliance with existing accounting standards, applicable laws and regulations.
- b. To the best of our knowledge and belief, no transactions entered into by the company during the year ended 31st March, 2018 are fraudulent, illegal or violative of the company's code of conduct.
- c. We accept responsibility for establishing and maintaining internal controls for financial reporting and we have evaluated the effectiveness of internal control systems of the company pertaining to financial reporting and we have disclosed to the Auditors and the Audit Committee, deficiencies in the design or operation of such internal controls, if any, of which they are aware and the steps they have taken or propose to take to rectify these deficiencies.
- d. We have indicated to the Auditors and the Audit Committee that:
  - i. There has not been any significant changes in internal control over financial reporting during the period under reference;
  - ii. There has not been any significant change in accounting policies during the period.
  - iii. We have not become aware of any instance of significant fraud with involvement therein of the management or an employee having a significant role in the company's internal control system over financial reporting.

Sd/-  
Director (Finance)  
DIN- 03204505

Sd/-  
CMD  
DIN- 06645361

Place: Kolkata

Date: 29/05/2018



## CEO AND CFO CERTIFICATION

To

The Board of Directors

Coal India Limited

The Financial Statements of **CIL (Consolidated)** for the year ended 31st March, 2018 are placed herewith before the Board of Directors for their consideration and approval.

The Financial Statements for the above mentioned period for the subsidiaries of Coal India Limited have been prepared by the respective subsidiaries and have been approved by their respective Boards. The respective CEO/CFO certification on the Financial Statements of other subsidiaries for the said period as submitted to the respective Board are also placed for kind perusal. This CEO/CFO (Consolidated) certification is based on these individual subsidiary wise CEO/CFO Certification.

The Standalone Financial Statements for the above period also forms a part of the above Consolidated Financial Statements.

In the light of above, We, A.K.Jha, Chairman cum Managing Director, and C. K. Dey, Director (Finance), of Coal India Ltd. responsible for the finance function certify that:

- a) We have reviewed the Financial Statements for the year ended 31st March, 2018 and that to the best of our knowledge and belief:
  - i. These statements do not contain any materially untrue statement or omit any material fact or contain statements that might be misleading;
  - ii. These statements together present a true and fair view of the company's affairs and are in compliance with existing accounting standards, applicable laws and regulations.
- b. To the best of our knowledge and belief, no transactions entered into by the company during the year ended 31st March, 2018 are fraudulent, illegal or violative of the company's code of conduct.
- c. We accept responsibility for establishing and maintaining internal controls for financial reporting and we have evaluated the effectiveness of internal control systems of the company pertaining to financial reporting and we have disclosed to the Auditors and the Audit Committee, deficiencies in the design or operation of such internal controls, if any, of which they are aware and the steps they have taken or propose to take to rectify these deficiencies.
- d. We have indicated to the Auditors and the Audit Committee that:
  - i. There has not been any significant changes in internal control over financial reporting during the period under reference;
  - ii. There has not been any significant change in accounting policies during the period;
  - iii. We have not become aware of any instance of significant fraud with involvement therein of the management or an employee having a significant role in the company's internal control system over financial reporting.

Sd/-  
Director (Finance)  
DIN- 03204505

Sd/-  
CMD  
DIN- 06645361

Place : Kolkata

Date : 29/05/2018



**Maheshwari R & Associates**  
Company Secretaries

16, British Indian Street  
2<sup>nd</sup> Floor, Room 2 D  
Kolkata-700 001  
Ph. 26389129( R)  
Email : rashmi3309@rediffmail.com

**CORPORATE GOVERNANCE CERTIFICATE**

To,  
The Members,  
M/s Coal India Limited  
(Govt. Of India Undertaking)  
Coal Bhawan, 3<sup>rd</sup> Floor  
Core-2, Premises No- 04-Mar  
Plot-AF-III, Action Area -1A  
New Town, Rajarhat  
Kolkata – 700 156  
CIN NO: L23109WB1973GOI028844

1. We have examined the compliance of conditions of Corporate Governance by M/s Coal India Limited (the “company”) for the year ended 31<sup>st</sup> March 2018 as stipulated in Regulations 17,18,19,20,21,22,23,24,25,26,27 and clauses (b) to (i) of sub-regulation (2) of regulation 46 and para C, D and E of Schedule (V) of the Securities and Exchange Board of India(Listing Obligations and Disclosure Requirements) Regulations, 2015 with Stock Exchange (s) and as stipulated in the Guidelines on Corporate Governance (the “guidelines”) for Central Public Sector Enterprises (CPSEs) issued by the Department of Public Enterprises, Govt. of India, vide OM No. 18(8)/2005-GM dated 14<sup>th</sup> May, 2010
2. The compliance of conditions of Corporate Governance is the responsibility of the Management.  
Our examination was limited to procedures and implementation thereof, adopted by the Company for ensuring the compliance of the conditions of the Corporate Governance . It is neither an audit nor an expression of opinion on the financial statements of the Company. We have obtained all the information and explanations which to the best of our knowledge and belief were necessary for the purposes of certification and have been provided with such records, documents, certifications, etc as had been required by us.
3. The Company has taken steps for reviewing of compliance of laws. An elaborate system is in place for management of currency as well as interest rate risk relating to foreign loan and steps have been taken in other areas of integration and alignment of risk management with corporate and operational objectives.
4. In our opinion and to the best of our information and according to the explanation given to us, We certify that the company has complied with the conditions of corporate governance as stipulated in the above mentioned Listing Regulations read with the guidelines on Corporate Governance issued by the Department of Public Enterprises for CPSEs in May ‘2010
5. We further state that such compliance is neither an assurance as to the future viability of the Company nor the efficiency or effectiveness with which the management has conducted the affairs of the Company.

For Maheshwari R & Associates  
Company Secretaries  
Sd/-  
Rashmi Maheshwari  
C.P.No.: 3309 of ICSI  
Member ship No : FCS-5126

Place: Kolkata  
Date : 21<sup>st</sup> June’2018



# COAL INDIA LIMITED

*A MAHARATNA COMPANY*

## **Sub:-Sustainability Report 2017-18.**

In terms of Regulation 34(2) of SEBI (Listing Obligations & Disclosure Requirements) Regulations, 2015, company had prepared Sustainability Report 17-18 as per GRI Standards and the same is uploaded in the Company's website [www.coalindia.in](http://www.coalindia.in). Any shareholder desirous to get physical copy of Report may apply to General Manager (Environment), Coal India Limited, Coal Bhawan, Premises No-04 MAR, Plot No-AF-III, Action Area-1A, New town, Rajarhat, Kolkata-700156, India or send an e-mail to [cgmenv.cil@coalindia.in](mailto:cgmenv.cil@coalindia.in)



## MANAGEMENT DISCUSSION AND ANALYSIS REPORT

### 1.0 INDUSTRY STRUCTURE AND DEVELOPMENT

#### Coal and Coal India Limited

Coal remains the predominant indigenous energy source and fulfills 55% of primary commercial energy needs in India. The energy security of the country and its prosperity are integrally linked to efficient and effective use of its most abundant, affordable and dependent fuel, coal.

In terms of availability, coal is one of the most abundant fossil fuel in India. The geological reserves of coal in India are in excess of 315 Billion Tonnes. At the current rate of production, the reserves are adequate to meet the demand in the foreseeable future. Even considering only the proved reserves and incremental growth in the coal production (from the current level), the reserves will be adequate to meet coal demand for over a century.

In terms of need of coal, while Government of India has made unprecedented success in village and rural household electrification in the last four (4) years, there are still 32 million rural households which are yet to be electrified (14% of total rural household). Assuming 5 individuals per household, there are still more than 150 million Indians who are yet to get access to clean, cheap and sustainable electricity. The number will be still higher if quality of power, hours of supply, urban households, etc. are taken in to account. Coal is the key fuel for electricity generation in India. Coal based installed capacity forms 57% of the total installed capacity. In terms of electricity generation, the share of coal based capacity is still the highest (around 70%). Though the proportion of non-coal sources, particularly renewables, has increased over the last few years, coal remains the dominant fuel for electricity generation in India. Going forward, while it is accepted that the proportion of renewables in the overall generation mix will increase, coal based generation will continue to be the key driver of the nation's energy wheels and is expected to grow in absolute terms.

Today India is the third largest producer of coal in the world producing about 676 Mt. of coal (2017-18) which is in complete sync with our development needs. The coal sector in India is primarily driven by State owned companies including Coal India Limited and Singareni Collieries Company Limited. Participation of private sector companies in coal mining in India, till recent past, was limited to production for captive purposes. Under captive mining, significant resources have been allocated to government and private sector entities (in total, 89 coal blocks). However, the production from captive segment is yet to increase to significant levels. The Government, in a major reform in the sector, has approved participation of private sector companies in coal mining for sale of coal (commercial mining). The detailed scheme and allotment of coal blocks (vide auction) is under formulation. This is another step towards creation of a dynamic and competitive coal market in India.

Coal India Limited (CIL) is the single largest coal producing company in the world, with a total production of 567.36 million tonnes during the fiscal 2017-18. It accounted for 84% of total coal produced in India during the year. It is a Maharatna Company, listed on the Bombay Stock Exchange (BSE) and the National Stock Exchange (NSE).

CIL is with the holding company having seven wholly-owned coal producing subsidiaries and one mine planning and consultancy subsidiary. CIL's operations spread across 9 states in India. CIL also has a wholly owned foreign subsidiary company in Mozambique registered as 'Coal India Africana Limitada'.

#### 2.0 SWOT ANALYSIS

Strengths	Weaknesses
<ul style="list-style-type: none"> <li>● Large Scale of operations allow economies in scale of production.</li> <li>● Large coal resource base.</li> <li>● Geographical spread of operations in India allows proximity to a large and diversified customer base.</li> <li>● Strong financial position.</li> <li>● Skilled, highly experience and diversified workforce.</li> <li>● Well positioned to cater to high demand of coal in India.</li> <li>● Consistent &amp; strong track record of growth and financial performance.</li> <li>● Strong capabilities for exploration, mine planning, research and development.</li> </ul>	<ul style="list-style-type: none"> <li>● Large number of small sized mines.</li> <li>● High cost of production in underground (legacy) mines.</li> <li>● Logistical constraints in evacuation High dependence on coal based power plants.</li> <li>● Challenges for obtaining environmental clearance.</li> <li>● Regulations related to Fuel Supply agreement.</li> <li>● Low GCV content of coal.</li> <li>● Regulation and constraints in land acquisition.</li> </ul>
Threats	Opportunities
<ul style="list-style-type: none"> <li>● High dependence on Indian Railways for evacuation of coal.</li> <li>● Resistance to part with land, creating problems in acquisition of land and rehabilitation.</li> <li>● Decrease in global coal demand, reduced domestic demand for high grade of coal.</li> <li>● Law and order problems/ Illegal Mining.</li> <li>● Appreciation in land cost.</li> </ul>	<ul style="list-style-type: none"> <li>● Coal to remain the key primary energy source in India.</li> <li>● Rural electrification and Power for All UDAY scheme.</li> <li>● Integration of transport sector with electric vehicles.</li> <li>● Linkage rationalization optimizing production cost.</li> <li>● Export opportunities to neighbouring countries.</li> </ul>



# COAL INDIA LIMITED

A MAHARATNA COMPANY

Threats	Opportunities
<ul style="list-style-type: none"> <li>Increasing proportion of renewable in the energy mix.</li> <li>Increased taxes, cess on coal consumption. (adversely making it unviable compared to alternate energy sources)</li> <li>Emerging energy storage solutions for renewables.</li> <li>Growing environmental concerns against continuance of coal mining.</li> <li>Material substitution for end-use sector.</li> </ul>	<ul style="list-style-type: none"> <li>Strong economic growth in India and resultant demand for energy, particularly coal being the dominant energy source.</li> <li>Being a cheaper source of energy compared to alternate sources available in India, coal demand will continue to remain strong.</li> <li>Exploring new markets through Coal to liquid and Coal to syn gas technology.</li> <li>Growth in coal washing infrastructure.</li> </ul>

### 3.0 SEGMENT-WISE PERFORMANCE

#### Offtake:

Particulars	April-Mar' 18	April-Mar' 17	April-Mar' 16
Offtake (Mill Te)	580.28	543.32	534.50
Growth (over previous year)	6.80%	1.7%	9.2%

#### Statement of break-up of offtake

(in Million Te)

Particulars	April'17-March'18	%	April'16-March'17	%	Growth %
<b>Off-take</b>	580.28	100.0%	543.32	100.0%	6.8%
Less: Own Consumption	0.24	0.0%	0.27	0.1%	-12.0%
Less: Feed to washeries	13.96	2.4%	18.62	3.4%	-25.0%
Less: E-auction	95.68	16.5%	92.38	17.0%	3.6%
<b>Despatch to outsiders under FSA</b>	470.41	81.1%	432.05	79.5%	8.9%

#### Sector-wise dispatch of coal & coal products

Sector wise break-up of despatches of Coal & Coal products (in Million Te) during 2016-17, against target and last year's actual were as under:

(Figs. In million tonnes)

Year	2017-18			2016-17	Growth over Last Year	
	AAP Target	Despatch	% Satn.		Abs.	%
Power (Util)#	452.236	454.224	100.4%	425.397	28.8	6.8%
Steel*	4.490	3.143	70.0%	3.345	-0.2	-6.0%
Cement	7.090	4.835	68.2%	3.672	1.2	31.6%
Fertilizer	2.695	1.883	69.9%	2.145	-0.3	-12.2%
Others	134.669	117.390	87.2%	107.934	9.5	8.8%
<b>Despatch</b>	<b>601.180</b>	<b>581.475</b>	<b>96.7%</b>	<b>542.494</b>	<b>39.0</b>	<b>7.2%</b>

# Power house despatches in 2017-18 and 2016-17 includes despatches under special forward e-auction to power.

\* Despatch of washed coking coal & raw coking coal for direct feed, blendable coal to steel plants & to external washeries.

#### Production from underground and opencast mines:

Subsidiary-wise production from Underground & Opencast Mines in 2017-18 compared to 2016-17 were as under:

(In Million Tonnes)

Company	Underground		Opencast		Total	
	2017-18	2016-17	2017-18	2016-17	2017-18	2016-17
ECL	8.603	8.127	34.965	32.390	43.568	40.517
BCCL	1.076	1.679	31.531	35.358	32.607	37.037
CCL	0.405	0.737	63.000	66.310	63.405	67.047
NCL	0.000	0.000	93.018	84.096	93.018	84.096
WCL	4.954	5.368	41.266	40.264	46.220	45.632



Company	Underground		Opencast		Total	
	2017-18	2016-17	2017-18	2016-17	2017-18	2016-17
SECL	14.461	14.548	130.247	125.455	144.708	140.003
MCL	1.040	1.015	142.018	138.193	143.058	139.208
NEC	0.003	0.003	0.778	0.597	0.781	0.600
<b>CIL</b>	<b>30.542</b>	<b>31.477</b>	<b>536.823</b>	<b>522.663</b>	<b>567.365</b>	<b>554.140</b>

**Company-wise Coal Off-take :**

Subsidiary wise Off-take of coal in 2017-18 compared to 2016-17 were as under

Fig in Mill.Tonnes

Company	2017-18	2016-17	Growth over last year
ECL	43.629	43.019	1.4%
BCCL	33.362	34.919	-4.5%
CCL	67.510	60.934	10.8%
NCL	96.772	83.491	15.9%
WCL	48.748	39.497	23.4%
SECL	151.103	137.670	9.8%
MCL	138.267	143.013	-3.3%
NEC	0.895	0.777	15.1%
<b>CIL</b>	<b>580.284</b>	<b>543.319</b>	<b>6.8%</b>

**Overburden Removal**

The Company wise overburden Removal are shown below:

(in Million cubic metres)

Company	2017-18	2016-17	% growth
ECL	118.895	124.637	-4.829
BCCL	110.466	131.215	-18.783
CCL	95.622	102.630	-7.329
NCL	316.795	324.136	-2.317
WCL	185.287	166.142	10.333
SECL	205.018	178.791	12.793
MCL	138.179	123.342	10.738
NEC	7.853	5.484	30.167
<b>CIL</b>	<b>1178.115</b>	<b>1156.377</b>	<b>1.845</b>

**4.0 OUTLOOK :**

CIL envisaged coal supply target of 610 Mt. in 2018-19 of which 80% of the said production would be consumed by power sector only. Comparatively, in 2017-18, the total coal supplied by CIL was 580.3 MT. The target for the current year is higher by 3.5% than the actual coal supply in the year 2017-18. CIL's growth plan for the future is in synergy with the ambitious plan of the Government for 24 X 7 power supply to all homes in the country. Though a roadmap to achieve more than 908 Mt of coal production by 2019-20 was prepared, due to a combination of factors like sluggish industry growth, change in energy mix, environmental challenges and land acquisition, the time frame for reaching the said goal has been shifted to 2025-26.

Sustainability of such growth by minimizing the environmental impact being a major issue, thrust is laid in qualitative improvement in coal production through selective mining, beneficiation & blending and diversifying into clean coal technologies.

The targeted growth in coal production would also call for developing matching logistics infrastructure. Apart from creating new infrastructure, optimum utilization of existing capacity through a dynamic process of source rationalization is another key area of activity. By means of launching linkage auction scheme, an in-built system of source rationalization has already been put in place for non-regulated sector. Further, it has been envisaged to encourage dispatch of coal to consumers within 20 Km. by belt closed conveyor and within 40 Km. by MGR. This may help provide additional rakes for long distance transport of coal.

CIL is also exploring opportunities to diversify coal to chemical business. This is to ensure greater value addition and thereby improving financial performance of the company and ensuring long term sustenance.

CIL has planned a capital investment of Rs 9500 Crs for maintaining its volume growth in 2018-19. In addition, the company has also envisaged for investing substantial amount in different schemes in 2018-19 such as development of railway infrastructure project, solar power, pit head power plants, surface coal gasification, Coal Bed Methane (CBM), revival of fertilizer plants etc.



# COAL INDIA LIMITED

A MAHARATNA COMPANY

In line with the envisaged growth in production, CIL has envisaged an investment of ₹ 31540 Crs for developing of railway infrastructure projects. The Tori-Shivpur line upto Balumath in Jharkhand was commissioned and operationalised on 9<sup>th</sup> Mar'18 and from Balumath to Bukru engine trial run was done on 28<sup>th</sup> May'18. The Jharsuguda-Barapali line in Odisha upto Sardega has been commissioned and operationalised on 5<sup>th</sup> Apr'18. Further, CIL plans to significantly ramp up its investment programme in next five years also.

## Marketing Outlook:

The Working Group on Coal and Lignite, during the process of formulation of XII Plan document in 2011, projected a widening gap between demand and indigenous availability to the tune of 273 Mt by 2021-22. Accordingly, CIL was mandated to produce 908 Mt coal production by the year 2019-20. It may be noted that the achievement of 908 Mt production was contingent on coordinated effort of CIL and MoC at one hand, and coal bearing states and other Ministries such as Railways & MoEF CC on the other hand, to access the resources and speed up logistics for coal evacuation. Subsequent to the change in environmental paradigm and coal demand, an urgent need was felt for revisiting the 908 Mt programme. In 2017, Ministry of coal through Coal India Limited appointed an independent agency to formulate Vision up to 2030 for the Indian coal sector and as part of it, assess the coal demand – supply scenario for the country and the coal demand on CIL (Coal Vision 2030). As per the study, in view of lower than expected growth in coal demand (under the 1 BT plan) and growth from alternate energy sources, CIL may have a target of lower supply in the near future. In the study, the demand estimates have been undertaken under three scenarios - Pessimistic, Base case and Optimistic. While the estimates for pessimistic and base case are on the basis of GDP growth of 7%, the optimistic case presumes GDP growth rate of 8% and additional demand from alternate uses of coal. Under the estimated base case scenario, the projected demand of coal for the current year is likely to be about 220 MT and in the optimistic scenario the projected demand is about 954 MT. Accordingly, the projected CIL share of coal production for the year is 652 MT in both the scenarios.

Similarly, during the year 2023-24 the estimated base case projected demand of coal is about 1005 MT and in the optimistic scenario the projected demand is about 1208 MT. Correspondingly, the projected CIL share of coal production for the year is estimated to be of the level of 720 & 923 MT in the base case & optimistic scenario respectively.

Further, as per the study, the estimated demand projections for the year 2029-30 shall be about 1318 MT & 1747 MT in the base case & optimistic scenario respectively. Correspondingly, the projected CIL share of coal production for the year is estimated to be of the level of 897 & 1326 MT in the base case & optimistic scenario respectively.

CIL has also taken an initiative to build matching logistics infrastructure to ensure evacuation of planned quantity of production. The following activities have already been initiated to augment rail evacuation capacity:

- i) CIL has undertaken major Railway Infrastructure Projects, implemented either by Railways on **deposit basis** or **JV Companies** formed between the Indian Railway represented by IRCON, Subsidiary Company and concerned State Government.
- ii) The two major Railway Infrastructure Projects on **deposit basis** are: -
  - (a) Tori Shivpur New BG Line - This railway line caters to North Karanpura Area of CCL and it is planned to evacuate about 32 MTY of coal once the line comes through in the state of Jharkhand. It is expected to be completed in March'2019.
  - (b) Jharsuguda–Barpali–Sardega Rail Link relates to the Basundhara coalfields of MCL and the envisaged capacity evacuation is 70 MTY of coal from MCL. It was completed on 5<sup>th</sup> April'2018.
- iii) The three major railway infrastructure projects being undertaken by **JV mode** are as follows:
  - (a) East Rail Corridor and East West Rail Corridor are planned for evacuation of coal of Mand- Raigarh and Korba – Gevra Coal- fields of SECL respectively by Rail JVs CERL & CEWRL in the state of Chhattisgarh. East Corridor Phase I(Single track) is expected to be completed in Sep'19 and Phase II (Single track) is March'22. East West Corridor is expected to be completed in March'22. In all, about 180 MTY of coal shall be evacuated through these two corridors.
  - (b) The Shivpur-Kathautia rail connectivity is envisaged to be executed by Rail JV, JCRL (Jharkhand Coal Railway Limited) formed among CCL (Central Coalfields Limited), Govt of Jharkhand and Indian Railway represented by IRCON, in the state of Jharkhand. It is expected to be completed in Jan'2022. About 30 MTY coal from the mines of CCL is planned to be evacuated through this line.
  - (c) MCRL (Mahanadi Coal Railway Limited) has been formed among MCL (Mahanadi Coalfields Limited), Govt. of Odisha and Indian Railway represented by IRCON, for creating rail infrastructure in the state of Odisha. The work has been taken up in two phases:

## 1<sup>st</sup> PHASE

Angul –Balram- Jarpada-Tentuloi link at Talcher Coal field of MCL (69.10 KM) which consists of Jharpada – Kalinga- Angul link (14.22 Km). It is expected to be completed in Sep'19.

## 2<sup>nd</sup> PHASE

Tentuloi- Budhapank – as phase - II (136 KM approx.)

About 60 MTY of coal from MCL is envisaged to be evacuated from these rail lines and decongest as well as systemize the coal evacuation of the region.

The Government has introduced a policy titled 'Scheme for Harnessing and Allocating Koyla (Coal) Transparently in India (SHAKTI)' on 22.05.2017 to provide long term coal linkage to various segments of power producers. Allocation of coal under SHAKTI to some segments of power producers has already been made and the process of allocation of linkages to other segments is under process. Besides, the platform for transparent allocation of long term linkage to non-regulated sectors and Spot and Forward e-Auction schemes for meeting the term and seasonal coal requirement for different consuming sectors, are continuing.



Customer satisfaction through quality assurance is another key area for improvement. Following initiatives are identified towards quality improvement and assurance:

- i. Supply of (-) 100 mm sized coal to power sector consumers wef. 1<sup>st</sup> Jan'16.
- ii. Third party sampling facility extended to all sectors and schemes. In order to promote transparency with commitment for supply of good quality coal, Third Party sampling through independent agencies was introduced for various categories of consumers. Initially, this facility was provided to Power Sector under FSA/ MOU for which CSIR-CIMFR has been jointly engaged by CIL and Power Utilities as the Third Party Agency.

Further, Third Party Sampling was extended to Power consumers taking coal under Special Forward e-Auction Scheme and non-regulated sector taking coal under Linkage Auction. Subsequently, in terms of decision by CIL Board in its 353<sup>rd</sup> meeting held on 18/19.12.17, facility of independent Third Party Sampling was extended for other remaining schemes viz. Spot/ Special Spot e-Auction scheme, Exclusive e-Auction Scheme for non-Power consumers as well as Non-Power sector FSAs (in addition to those executed under Linkage Auction route) & State nominated Agencies drawing coal through FSAs. For all these schemes, IIT-ISM and QCI were nominated as Independent Third Party sampling agencies.

As of now, Power Sector as well as Non-Power Sector consumers drawing coal under all the schemes are eligible to avail transparent third party sampling arrangement.

- iii. All major laboratories across the subsidiaries of coal companies are now equipped with the Automatic "Bomb Calorimeter" for ascertaining calorific value
- iv. NABL accreditation of field level laboratories (43 labs are NABL accredited out of 55 labs selected).

#### Operations Outlook:

As on date 114 Ongoing projects having 548.43 Mty ultimate capacity and sanctioned capital of ₹ 63480.43 Crs are under various stages of implementation. For achieving production target in 2018-19, 28 EC proposals for EC capacity of 211.614 MTPA with incremental capacity of 106.012 MTPA are under process at different stages.

In FY 18-19, Stage-I FC is required for 22 proposals involving 5818.69 Ha and Stage-II FC is required for 16 proposals involving 2374.10 Ha forest land to commensurate with coal production target.

In terms of land acquisition requirements, 2707.91 Ha land to be taken into possession by the subsidiaries of CIL for achieving target in 2018-19.

The expansion program will be managed in a structured manner with the help of IT enabled solutions. The implementation of ERP solution to enable transparency in operations, maintenance and support functions is under consideration. The project implementation of vital mines is being monitored using MS Project software.

The Company has already concluded a study through reputed consultant for mechanization and automation level across a substantial number of mines. This is aimed at identification of opportunities in mine planning, exploration, survey, operations and maintenance.

To support increase in production on a sustainable basis, synergic growth in exploration is absolutely necessary. Increased use of hydrostatic drilling with PCD bits and 2D Seismic Survey Technology to achieve high rate in exploration have been envisaged. CIL will continue to focus on increasing its reserve base in India.

CIL is in the process of augmenting the capacity of training institutes across subsidiaries, including IICM. Several other actions for building human resource capacity are being contemplated in collaboration with reputed institutions.

#### Outlook regarding Evolution of the Ecosystem:

CIL's projected coal production in the coming years will be materialized only by working closely with other stakeholders. These include the Indian Railways, State Governments, Regulators, Community and other market participants. CIL's initiatives towards this endeavor are as below:

1. MCL has formed a SPV, Mahanadi Basin Power Limited (MBPL), with 100% stake held by MCL for power generation capacity of 2X800 MW through pit-head Power Plant at Basundhara Coalfields.
2. To promote, Green Initiatives taken by GoI, CIL has submitted Green Energy Commitment letter to MNRE for developing 1000 MW Solar Power Projects. For implementation of these projects, CIL has signed MoU with Solar Energy Corporation of India (SECI).

In the 1st phase, tender was floated for setting up of 2x100 MW Solar PV Project in the state of Madhya Pradesh. But, due to downward trend in prices of solar projects and availability of land in Madhya Pradesh Solar Park, the tenders were cancelled and SECI is in the process of re-tendering of above projects in state Solar Parks of Madhya Pradesh.

CIL and its subsidiary companies have installed more than 3 MW ground mounted and roof top Solar Projects. Further, CIL is also exploring various opportunities for development of Solar power projects to meet the requirement of 'Net Zero' energy company by 2020.

In addition to above, CIL has a mandate to commission a total of 3000 MW of solar photo-voltaic power project to meet the requirement of the 'Net Zero' energy company. CIL has already executed a MoU with SECI to construct a 1000 MW solar project for CIL. For the balance 2000 MW, CIL is exploring various opportunities like searching JV partner to execute solar projects in JV mode. Recently, CIL has held a meeting with NLC India Limited (A Govt. of India undertaking under the Ministry of Coal) to venture into solar power so as to meet the 'Net Zero' energy requirement of CIL. NLC on their part have shown interest to execute the solar power project for CIL.



# COAL INDIA LIMITED

A MAHARATNA COMPANY

Further CIL has initiated formation of a JV with IOCL for ensuring uninterrupted supply of bulk explosives for its mines on long term basis. CIL has consistently face disruption of supply of explosives from manufacturers resulting in loss of production and revenue. This initiative is likely to reduce the dependence of CIL on private explosive manufacturers who at times were cartelizing the market and benefit CIL by ensuring the supply security, assured quality product with timely supply, efficient distribution and meeting future growth in demands.

3. It is proposed to explore the possibility of planting shrubs/vetiver grass on the OB dumps wherever feasible and also installation of Solar Panels on stable OB dumps.

4. Authorities of BCCL and ECL are working closely with the Government of Jharkhand and West Bengal to enable quick implementation of the Master Action Plan of Jharia and Raniganj Coalfields. High Power Central Committee chaired by Secretary (Coal) reviews the development on implementation of master plan wherein State Officials also remains present.

5. In pursuance of initiatives towards development of Clean Coal Technology and alternate use of coal, it has been decided to explore the possibilities of setting-up of a coal based Methanol plant using coal from Raniganj Coalfield in the premises of DCC. In this direction an Expression of Interest was been floated on 28.02.2017 for prequalification of Coal Gasification Technology licensors with proven experience of gasifying coal having upto 28% ash content. Based on evaluation of responses carried out with the assistance of review consultant, M/s Gujarat State Fertilizers & Chemicals Ltd. (GSFCL), five (05) licensors were preliminarily short-listed as suppliers of coal gasification technology, subject to physical verification of the success of their technologies in operating plants.

M/s. Project & Development India Ltd. (PDIL) has prepared the Pre-Feasibility Report (PFR) for setting up of 2050 MTPD (0.66 MTY) capacity Coal to Methanol plant at DCC based on the Capex and Opex data along with other technical information provided by the shortlisted technology suppliers. Based on the outcome of the PFR, CIL Board has accorded 'in-principle' approval to undertake pre- project activities.

## Research & Development

CMPDIL is the nodal agency for coordination and monitoring of S&T projects in the coal sector as well as the R&D projects of CIL. During 2017-18, expenditure incurred in 14 R&D projects and 14 S&T projects was ` 5924.36 lakhs and 1149.91 lakhs respectively. The details are given in **Annexure A**.

## 5.0 RISKS AND CONCERNS

CIL has a comprehensive Risk Management Framework in place. The Board of CIL had approved a Risk Management Framework for the Company, which consists of (a) a process to identify, prioritize and formulate mitigation plans for prioritized risks, and, (b) a framework of roles & responsibilities of various officers, Committees and the Board, in discharging the risk management process, periodicity of reporting (Risk Management Calendar) and related templates and enablers. As part of this Risk Management Framework, risk owners and mitigation plan owners have been identified for each risk and corresponding mitigation plans to ensure continuous risk monitoring and risk mitigation.

A sub-committee of the Board of Directors viz Risk Management Committee (RMC) has been constituted in compliance with Listing Regulations' 2015 of SEBI. The RMC, inter alia, is also responsible for the oversight of the risk identification, risk prioritization, mitigation plan formulation and risk monitoring activities in CIL. Recommendations of the RMC with respect to the risk management of CIL are placed to the Board of Directors for their consideration and further directions.

A Consultant Agency has also been engaged, who has been working under the guidance of the RMC to facilitate implementation of the governance process envisaged in the Risk Management Framework, including facilitation for formulation of risk mitigation plans for the prioritized risks of CIL. Risk Management is a continuous journey to align the objectives and vision of CIL through regular risk-managed business operations.

## 6.0 INTERNAL CONTROL SYSTEMS AND ITS ADEQUACY

Coal India Limited (CIL) is striving to strengthen internal control systems and processes for smooth and efficient conduct of business and complies with relevant laws and regulations. A comprehensive delegation of power exists for smooth decision making. Elaborate guidelines for preparation of accounts are followed for uniform compliance. Further, all the key functional areas are governed by respective operating manuals. In order to ensure that all checks and balances are in place and all internal control systems are in order, regular and exhaustive internal audits are conducted by experienced firms of accountants in close co-ordination with the Company's Internal Audit Department.

The Internal Financial Controls of the Company were reviewed by Internal Auditors appointed. According to them, the Company has, in all material respects, laid down internal financial controls (including operational controls) and that such controls are adequate and were operating effectively during the year ended 31<sup>st</sup> March, 2018.

## 7.0 DISCUSSION ON FINANCIAL PERFORMANCE WITH RESPECT TO OPERATIONAL PERFORMANCE

The Consolidated financial statements of CIL, hereinafter referred as "company", have been prepared in accordance with Indian Accounting Standards (Ind AS) notified under the Companies (Indian Accounting Standards) Rules, 2015. A detailed discussion on financial performance and analysis is furnished below.

### A. Total Income:

Total Income of the Company comprises Revenue from operations and other Income. Major revenue of the company from the above two heads of total income includes income from sale of coal, other operating revenue such as loading and transportation charges recovered from customers, Evacuation Facility Charges, Subsidy for sand stowing & protective works, consultancy and other services related to mine planning



& designing, interest earned on investments such as term deposits with banks, dividend income from mutual funds etc. The total income for financial Year 2017-18 is ` 91926.89 crore as against ` 89322.94 crore in the previous year registering an increase of 2.92%. The breakups of major elements of income are discussed below:

(` in crore)

Particulars	FY 2017-18	FY 2016-17	Change %
Sale of Coal	127162.17	122286.96	3.99%
Less: Statutory Levies	44056.04	41240.33	6.83%
Less: Excise Duty	1376.67	5443.77	- 74.71%
Net Sales	81729.46	75602.86	8.10%
Other Operating Revenue (Net)	4162.44	2952.10	41.00%
<b>Revenue from Operations</b>	<b>85891.90</b>	<b>78554.96</b>	<b>9.34%</b>
Other Income	4658.32	5324.21	- 12.51%
<b>Total Income</b>	<b>90550.22</b>	<b>83879.17</b>	<b>7.95%</b>

Note: With effect from 01.07.2017 excise duty on coal was subsumed in GST

### 1) Revenue from Operations:

#### (i) Sale of Coal

Sales are presented as gross sales and net of various statutory levies comprising royalty, GST, GST Compensation Cess, Cess on Coal, Central Sales Tax, Stowing Excise Duty, Clean Energy Cess, Sales Tax, Additional Royalties relating to National Mineral Exploration Trust (NMET), District Mineral Foundation (DMF) and other levies etc. but excluding Excise Duty (following the clarification issued by SEBI the Excise Duty is to be included in revenue from operations and therefore to be shown as an item of expenditure). Excise duty therefore has been shown as a part of Gross/Net Sales. The Income from sale of coal is mainly dependent on the pricing and production of coal and distribution thereof. It may be noted that excise duty is subsumed in GST w.e.f 01.07.2017.

The gross sales of the company which exceeded the landmark figure of Rs. One Lac crore in year 2015-16 stood at ` 127162.17 Crores in 2017-18 against the previous year gross sales of ` 122286.96 crore. The Net sales (net of all levies including Excise Duty) for the year was ` 81729.46 crore against the previous year figure of ` 75602.86 crore, thereby registering a growth of 8.10%.

During the year the offtake increased to 580.28 million tonne from 543.32 million tonne in previous year, registering a growth over 6.80%. The increase in volume accounted for the growth in sales revenue.

During the year the pit head Run of Mine prices of all grades of non-coking coal has been revised w.e.f 00.00 Hour of 9<sup>th</sup> January, 2018. In view of re-gradation of large number of mines w.e.f. April, 2017, which was carried out as an annual exercise, the average sales price realisations showed downward trend in the first three Quarters as compared to the previous year. However, post such price rationalization and higher realization from E-auction sales in the Fourth Quarter, the average sales price realisations started improving. E-auction sales accounts for about 18% of total volume of offtake. The total average sales realization was ` 1408 per tonne in current year as against ` 1397 per tonne in previous year.

The combined effect of increase in volume, improvement in average sales realization etc. resulted in increase in net sales (net of all levies including Excise Duty) of ` 6126.60 crore.

Government of India has introduced Goods and Services tax (GST) w.e.f 1<sup>st</sup> July 2017. The rate of GST on coal is 5%. Further GST has subsumed earlier indirect levies viz. Central Excise Duty, Central Sales Tax, VAT etc. Stowing Excise Duty has also been done away with. The taxes subsumed in GST, which were earlier levied on coal was around 11-12%. Even though Clean Energy Cess of ` 400 per tonne was also repealed w.e.f 01.07.17, a new levy viz. GST Compensation Cess of ` 400 per tonne was introduced by The Goods and Services tax (Compensation to States) Act, 2017 w.e.f. 01.07.17.

#### (ii) Other Operating Revenue:

##### Loading and additional transportation charges

Major element of other operating revenue is on account of transportation charges recovered from the customers. The company charges transportation costs for transportation of coal to dispatch points. During the year such surface transportation charges were revised by the subsidiary companies for all the existing lead distances including 0-3 kilometers, which hitherto were not charged. The revised charges were based on weighted average transportation cost of the respective lead distance of the subsidiary company plus 10%. Similarly sizing charges and rapid loading silo charges, etc. were also revised up during the year. The loading and transportation charges recovered (net of all levies including Excise Duty) during the year was ` 2980.60 crores against ` 2490.91 crores in the previous year.

##### Evacuation Facility Charges

W.e.f. 20<sup>th</sup> Dec 2017, the company introduced a charge of ` 50 per tonne as 'Evacuation Facility Charges' on all despatches except dispatch through rapid loading arrangement. During the year, a sum of ` 743.57 crore (net of levies) was realized by the company on account of such levy.



# COAL INDIA LIMITED

A MAHARATNA COMPANY

## Subsidy for sand stowing & protective works

Other operating revenue includes Subsidy for sand stowing & protective works amounting to ₹ 80.79 crores (PY ₹ 126.84 crores) received from Govt. of India. Stowing Excise Duty leviable on coal sales was repealed with introduction of GST from 01.07.2017. The Subsidy for sand stowing & protective works accounted for during the year relates to the period prior to 01.07.2017.

## Revenue from services

Revenue from services includes consultancy and other services provided by CMPDIL, a subsidiary of CIL to parties outside the CIL's group. Revenue from services which also forms part of other operating revenue has improved significantly from ₹ 190.60 crores (net of levies) in 2016-17 to ₹ 328.02 crores (net of levies) in 2017-18.

## 2) Other Income

Other income primarily includes Interest income from Deposits with Banks, Dividend from Mutual Funds, rental income, profit on sale of assets, other miscellaneous incomes etc. Write back of provisions and liabilities made in earlier years which are no longer required are also considered in other income.

During the year other income declined by 12.51% from ₹ 5324.21 crore in FY 2016-17 to ₹ 4658.32 crore in FY 2017-18 mainly owing to lower earnings from interest on bank deposits. The interest earning on bank deposits declined by ₹ 725.20 crore, from ₹ 2767.30 Crore in FY 2016-17 to ₹ 2042.10 Crore in FY 2017-18. The above decline was mainly owing to reduction in average investment in bank deposits and due to decline in average yield from investment in bank deposits/mutual funds.

## B. Expenses

### Break up of Major Heads: -

(₹ in crore)

Particulars	FY 2017-18	FY 2016-17 (Restated)	change	change %
Cost of Materials Consumed	6829.57	6968.52	(138.95)	(1.99)
Change in Inventories of finished goods/work in progress and stock in trade	1679.46	(1238.38)	2917.84	235.62
Excise Duty	1406.13	5587.52	(4181.39)	(74.83)
Employee Benefits Expense	42633.60	33522.88	9110.72	27.18
Power Expenses	2516.42	2546.45	(30.03)	(1.18)
Corporate Social Responsibility Expenses	483.78	489.67	(5.89)	(1.20)
Repairs	1439.47	1285.92	153.55	11.94
Contractual Expenses	12766.97	12303.03	463.94	3.77
Finance Costs	431.79	409.18	22.61	5.53
Depreciation/Amortisation/Impairment	3066.38	2906.75	159.63	5.49
Provisions	372.47	2304.98	(1932.51)	(83.84)
Write Off	0.72	26.97	(26.25)	(97.33)
Stripping Activity Adjustment	3358.25	2672.21	686.04	25.67
Other Expenses	4215.44	5090.91	(875.47)	(17.20)
<b>Total Expenses</b>	<b>81200.45</b>	<b>74876.61</b>	<b>6323.84</b>	<b>8.45</b>

\* Figures in brackets indicate reduction in expenditure.

### 1) Cost of Materials Consumed

Cost of materials consumed relate to materials and items of stores used in coal mining and processing operations, primarily petrol oil and lubricant (including diesel), explosives, and timber. Other consumables used in coal mining operations include tyres, spares for heavy earthmoving machineries, other plant and machinery relating to coal handling plants and beneficiation facilities, vehicles, and other miscellaneous stores and spares.

Cost of material consumed decreased by ₹ 138.95 crore, from ₹ 6968.52 crore in FY 2016-17 to ₹ 6829.57 crore in FY 2017-18 i.e. by 1.99%, mainly due to savings in consumption of stores and spares and also because of savings in procurement of explosives cost inter-alia by implementation of Reverse auction mechanism in such procurements.

### 2) Employee Benefits Expense

Employee benefit expenses constitute the largest component in the total cost, and are about 52% of the total cost.

Employee benefits expenses (for executive and non-executive employees) include salary, wages and allowances, provisions relating to Employee benefit, contributions to provident fund and gratuity, leave encashment, attendance bonus, productivity and performance linked bonus and other incentives, and other employee benefits.



### Effect of Non-Executive pay-revision

During the year wages for non-executive employees were revised. Such wage revision for non-executive employees takes place every five years and was earlier revised in FY 2011-12. The present wage revision (National Coal Wage Agreement X – NCWA X), which was due for revision w.e.f. 01.07.2016, was finalized on 10<sup>th</sup> Oct 2017 and the payment of revised wages started from October 2017. For the period 01.07.2016 to 30.09.2017, pending such finalization of wage revision, provisions were made in the financial statements. In FY 2016-17 a provision of ₹ 2101.39 crore was made for the nine months' period 01.07.16 to 31.03.2017. Further during FY 2017-18, an amount of ₹ 2849.62 crore was also provided pending final settlement, which included an amount of ₹ 893.01 crore towards shortfall of provision for FY 2016-17.

### Effect of change in gratuity ceiling

Employees of Coal India Limited are entitled to gratuity as a defined superannuation benefit plan. Such superannuation benefit is valued on actuarial basis at each reporting date. Further, The Payment of Gratuity Act, 1972 stipulates the ceiling of gratuity payable. Such ceiling was increased from ₹ 10 lakhs to ₹ 20 Lakhs during the year vide notification No. S-42012/02/2016-SS-II dated 29.03.2018. Increase in such gratuity ceiling limit to ₹ 20 Lakhs had financial impact of ₹ 7384.37 crores which was fully provided during the year.

### Effect of change in executive pay revision

Department of Public Enterprises had constituted 3<sup>rd</sup> Pay Revision Committee to review the structure of pay scales and allowances/benefits of various categories of Central Public Sector Enterprise. The recommendation of the Committee has been submitted and guidelines are issued by DPE in this respect. The Salary for the executive employees is due for revision every ten years. Such salary revision is presently due from 01.01.2017. Pending implementation of revision of salary for executive employees, a provision of ₹ 899.14 crore has been made in the financial statements for the FY 2017-18.

The above along with other increases like annual normal increment in salary & DA, increase in Provision for Performance related pay/exgratia etc. accounted for the total increase of ₹ 9110.72 crore in employee benefits expense from ₹ 33522.88 crore in FY 2016-17 to ₹ 42633.60 crore in FY 2017-18, i.e. 27.18 %.

#### 3) Power Expenses

Power expenses represent cost of electricity consumed in operations. Power expenses was ₹ 2516.42 crore in FY 2017-18 as against ₹ 2546.45 crore during FY 2016-17. The decrease in amount of power expenses in current year FY 2017-18 is by ₹ 30.03 crore.

#### 4) Corporate Social Responsibility Expenses (CSR expenses)

The Company has framed CSR Policy on the basis of provisions of The Companies Act, 2013 and guidelines issued by Department of Public Enterprises. Such policy is followed by both CIL and its subsidiary companies individually. The areas of CSR expenses, as per the said policy, include education, Water supply including drinking water, medical facilities, health awareness programme/medical camps, social empowerment, promotion of sports & culture, relief to victims of natural calamities/disasters, Infrastructure development, environment etc.

During the year total expenditure on CSR was ₹ 483.78 crore as against ₹ 489.67 crore during FY 2016-17.

#### 5) Contractual Expenses

Contractual expenses primarily consist of transportation charges for coal, sand and materials carried out through third party contractors, contractor expenses relating to wagon loading operations, hiring charges for plant and machinery and Heavy Earth Moving Machinery representing cost of coal extraction and overburden removal activities and other miscellaneous works carried out through third party contractors such as for haul road maintenance at mines and temporary lighting etc.

Contractual Expenses increased by ₹ 463.94 crore, from ₹ 12303.03 crore in FY 2016-17 to ₹ 12766.97 crore in FY 2017-18, i.e. 3.77%. Transportation charges of coal & Hire charges of plant and equipment has increased in the current year. The contractual expense pertains to both coal production as well as removal of overburden. While during the year, the coal production increased by 2.39% (from 554.14 Mill Te in FY 2016-17 to 567.37 Mill Te in FY 2017-18) the overburden removal volume increased by 1.85% (from 1156.38 Mill CuM in FY 2016-17 to 1178.12 Mill CuM in FY 2017-18). The increase in contractual expenses during the year was largely on account of increase, in the volume of production of coal and over burden. Further, higher diesel rates during the year in comparison to previous year also resulted in increase in contractual expenses. It may be mentioned that the contractors as per the agreement are compensated for diesel price increases.

#### 6) Repairs

Repairs consist of cost of repair and maintenance of plant and machinery relating to departmental operations, rehabilitation of heavy earthmoving machinery, office equipment, vehicles and other miscellaneous assets.

Repair Expenses increased by ₹ 153.55 crore, from ₹ 1285.92 crore in FY 2016-17 to ₹ 1439.47 crore in FY 2017-18, i.e. 11.94%. Repairs to Buildings & Plant & machinery has increased by ₹ 105.98 crore & ₹ 51.80 crore respectively.

#### 7) Finance Costs

Finance costs increased by ₹ 22.61 crore, from ₹ 409.18 crore in FY 2016-17 to ₹ 431.79 crore in FY 2017-18, i.e. 5.53%, mainly due to unwinding of discount on Site restoration costs etc.



### 8) Stripping Activity Adjustment

In accordance with the Accounting policy of the company, in open cast mines with rated capacity of one million tonne per annum and above, the cost of Stripping activity is charged on technically evaluated average ratio (overburden : coal) at each mine with due adjustment for stripping activity asset and ratio variance account after the mines are brought to revenue. The net of balances of stripping activity asset and ratio variance at the Balance Sheet date is shown as Stripping Activity Adjustment under the head Non-Current Provisions/ Other Non-Current Assets as the case may be.

The Stripping Activity adjustment (cost) varies from subsidiary to subsidiary depending on geo-mining condition of raising the overburden. During the year owing to higher incremental growth in overburden removal compared to incremental growth in production of coal, in some of the subsidiary companies there was reduction in stripping activity adjustment. However, in some of the mines in certain other subsidiary the Stripping ratio of Overburden: Coal was re-estimated and the resultant ratio based on balance life of the mine was determined to be higher than existing ratio. In view of the above, the overall Stripping activity adjustment (net) increased by ` 686.04 crore, from ` 2672.21 crore in FY 2016-17 to ` 3358.25 crore in FY 2017-18, i.e. 25.67%.

### 9) Depreciation/Amortisation/ Impairment

Depreciation on fixed assets is provided on straight-line method based on their technically estimated useful life. Impairment loss is recognized wherever the carrying amount of an asset is in excess of its recoverable amount and the same is recognized as an expense in the Statement of Profit and Loss and carrying amount of the asset is reduced to its recoverable amount.

Depreciation/Amortization/Impairment increased by ` 159.63 crore, from ` 2906.75 crore in FY 2016-17 to ` 3066.38 crore in FY 2017-18, i.e. 5.49%, owing to higher Capital expenditure during the year.

### 10) Provisions/write-off

Provisions/write-off include any provisions for doubtful debts and advances, provision for coal quality variance, provisions for unmoved/ obsolete stores and spares inventory, provisions relating to impairment of assets, and any other miscellaneous provisions.

Provisions made are presented net of any write back of provisions no longer required. Write-offs include write-offs for doubtful debts, doubtful advances and other write-offs.

Further the year end provision (net) for coal quality variance on sales (awaiting sampling results) decreased by ` 798.82 crore, which mainly contributed in decrease of provision/write-off by ` 1958.76 crore, from ` 2331.95 crore in FY 2016-17 to ` 373.19 crore in FY 2017-18, i.e. 84%.

### 11) Other Expenses

Other expenses includes various operational, selling and administrative expenses, under-loading expenses paid to Indian Railways, mine rehabilitation expenses, security expenses, and rent, rates and taxes, traveling expenses, employee training expenses, cost of printing and stationery, communication, advertisement and publicity related expenses, freight charges for stores and materials, demurrage paid to Indian Railways and land/crop compensation and hire charges for office administration equipment and other miscellaneous expenses .

Other Expenses decreased by ` 875.47 crore, from ` 5090.91 crore in FY 2016-17 to ` 4215.44 crore in FY 2017-18, i.e. 17.20%.

### C. Taxation

Income tax expense comprises current tax expense and deferred tax expense or income computed in accordance with the relevant provisions of the Income Tax Act and Accounting Standards, as amended. Provision for current taxes is recognized based on the estimated tax liability computed after considering deduction/benefits of all allowances and exemptions in accordance with the Income Tax Act.

Net Deferred tax assets/ liabilities are recognized for the future tax consequences attributable to timing differences that result between the profits offered for income taxes and the profits shown in financial statements. Deferred tax assets and liabilities are measured using tax rates and tax regulations enacted or substantively enacted up to the balance sheet date. The effect on deferred tax assets and liabilities due to a change in tax rates is recognized in the financial statement of the relevant financial year of change of rate. Deferred tax assets in respect of carry forward losses are recognized only to the extent that there is virtual certainty that sufficient future taxable income will be available against which such deferred tax asset can be realized. Other deferred tax assets are recognized only if there is a reasonable certainty that sufficient future taxable income will be available against which such deferred tax assets can be realized. Deferred tax assets are reviewed as at each balance sheet date and written down or written-up to reflect the amount that is reasonably /virtually certain (as the case may be) to be realized.

The total income tax expenses during current FY 2017-18 is ` 3706.66 crore as against ` 5164.79 crore in previous year resulting in effective tax rate of about 34.56% in FY 2017-18 as against effective tax rate of about 35.75% in FY 2016-17.

### D. Reconciliation of profit before tax:

Profit Before Tax (PBT) for FY 2016-17: ` 14446.33 crore

Increase in PBT due to:

\*Increase in net sales (Refer Para A(1)(i) above): ` 6126.60 crore

\*Levy of Evacuation facility charges (Refer Para A(1)(ii) above): ` 743.57 crore

\*Increase in loading & transportation charges (Refer Para A(1)(ii) above): ` 489.69 crore

\*Saving in provisions/writeoff (Refer Para B(10) above): ` 1958.76 crore

**` 9318.62 crore**



Decrease in PBT due to:

*Increase in employee benefits expense (Refer Para B(2) above) :	(-) ` 9110.72 crore
*Increase in all other expenses (net):	(-) ` 1009.95 crore
	(-) ` 10120.67 crore
Increase in changes in inventories of finished goods/ work-in-progress and stock in trade :	(-) ` 2917.84 crore
Net decrease in PBT (10120.67 + 2917.84 - 9318.62) :	(-) ` 3719.89 crore
Profit Before Tax (PBT) for FY 2017-18 :	` 10726.44 crore

#### BREAK UP OF PROFITS

(` in Crore)

Particulars	2017-18	2016-17
Profit Before Tax (PBT)	10726.44	14446.33
Income Tax	3706.66	5164.79
Profit for the period from continuing operations	7019.78	9281.54
Profit/(Loss) from discontinuing operations	-	(0.01)
Share in JV's/Associate's profit (loss)	0.44	(1.76)
Profit for the period	7020.22	9279.77
Other Comprehensive Income	632.51	82.00
Total Comprehensive Income	7652.73	9361.77
<b>Profit attributable to :</b>		
Owners of the company	7020.34	9280.02
Non- controlling Interest	(0.12)	(0.25)
<b>Total</b>	<b>7020.22</b>	<b>9279.77</b>
<b>Total comprehensive income attributable to</b>		
Owners of the company	7652.85	9362.02
Non- controlling Interest	(0.12)	(0.25)
<b>Total</b>	<b>7652.73</b>	<b>9361.77</b>

The Profit before Tax (PBT) decreased by ` 3719.89 crore, i.e. 25.75%, from ` 14446.33 crore in FY 2016-17 to ` 10726.44 in FY 2017-18.

The Profit attributable to owners of the company decreased by ` 2259.68 crore, i.e. 24.35%, from ` 9280.02 crore in FY 2016-17 to ` 7020.34 crore in FY 2017-18.

#### E. Cash Flows (in nutshell)

(` in Crore)

PARTICULARS	For the year ended 31 <sup>st</sup> March	
	2018	2017
Opening Cash & Cash equivalents	4193.91	4876.40
Net cash from operating activities	21255.85	16460.84
Net cash from investing activities	(7676.28)	454.64
Net cash used in financing activities	(13580.82)	(17597.97)
Change in Cash & Cash equivalents	(1.25)	(682.49)
Closing Cash & Cash equivalents	4192.67	4193.91

Net cash from operating activities for the year ended March 31, 2018 increased by ` 4795.01 crore i.e. 29.13%, ` 21255.85 crore for current year as against ` 16460.84 crore for the previous year. Increase in cash flow from operating activities was mainly due to, higher realisations of trade receivables and increase in other current/Non-current provision and financial/non-financial liabilities.

Net cash from investing activities for the year ended March 31, 2018 decreased by ` 8130.92 crore, net cash outflow of ` 7676.28 crore for current year as against net cash inflow of ` 454.64 crore for the previous year. Decrease in cash flow from investing activity was mainly on account of investment in bank deposit, less interest received from investment and more capital expenditure compared to previous year, more investment in joint ventures.

Net cash used in financing activities for the year ended March 31, 2018 decreased by ` 4017.15 crore i.e. 22.83%, ` 13580.82 crore for current year as against ` 17597.97 crore for the previous year. The decrease in outflow from financing activity was mainly attributable to increase in borrowings in some of the subsidiaries, decrease in the dividend payment etc.



# COAL INDIA LIMITED

A MAHARATNA COMPANY

## F. Balance Sheet - Analysis

[Figures in ` Crore]

	As at 31.03.2018	As at 31.03.2017	Remarks/Analysis
<b>ASSETS</b>			
<b>Non-Current Assets</b>			
(a) Property, Plant & Equipments	24,063.30	22,035.99	Increased (net) due to addition of new plant and machinery
(b) Capital Work in Progress	10,286.42	8,585.22	Increased (net) due to addition of Capital Work in Progress
(c) Exploration and Evaluation Assets	3,484.58	1717.73	Increased (net) due to incurrence of expenditure in development mines and payment of upfront fees of ` 1375 crore by ECL, BCCL and WCL for allocation of 11 coal blocks.
(d) Intangible Assets	29.53	57.65	Decreased (net) due to impairment of Intangible assets.
(e) Financial Assets			
(i) Investments	1,303.06	969.39	Increased due to Investment in JVs during the current financial year.
(ii) Loans	1,020.08	23.29	Increased due to Loan of ` 1000 Crores to NLCIL by MCL, a subsidiary company of CIL.
(iii) Other Financial Assets	10,590.03	9534.29	Further investment as per norms in escrow fund relating to site restoration/ mine closure of money lying in bank deposits.
(f) Deferred Tax Assets (net)	5,355.05	2732.76	Mainly due to incremental, provision made for salary and wage settlement for non-executive and executive & gratuity ceiling increase.
(g) Other non-current assets	2,545.40	2238.99	Increase in advances for railway line construction (CCL)
<b>Total Non-Current Assets (A)</b>	<b>58,677.45</b>	<b>47,895.31</b>	
<b>Current Assets</b>			
(a) Inventories	6,443.85	8,945.27	Decrease due to Liquidation of inventory
(b) Financial Assets			
(i) Investments	205.57	513.47	Utilization of mutual fund investment
(ii) Trade Receivables	8,689.16	12476.27	Decreased due to Settlement of dues/ provisions made during the year
(iii) Cash & Cash equivalents	4,192.67	4,193.91	
(iv) Other Bank Balances	27,282.40	26955.28	Increase in Bank Deposit
(v) Loans	3.69	12.48	Recovery of Loans during the year
(vi) Other Financial Assets	3,565.64	2,829.83	
(c) Current Tax Assets (Net)	8,177.73	7,467.97	
(d) Other Current Assets	10,253.57	6,525.43	Increase in Input tax credit available which is yet to be utilized.
<b>Total Current Assets (B)</b>	<b>68,814.28</b>	<b>69,919.91</b>	
<b>Total Assets (A + B)</b>	<b>1,27,491.73</b>	<b>1,17,815.22</b>	
<b>Equity</b>			
(a) Equity Share Capital	6,207.41	6,207.41	
(b) Other Equity	13,639.16	18,310.68	Decrease (Net) mainly due to utilization of reserves on account of dividend payment
<b>Equity attributable to equityholders of the company</b>	<b>19,846.57</b>	<b>24,518.09</b>	
Non-Controlling Interests	362.45	345.92	Increase in share of non-controlling interest.
<b>Total Equity (A)</b>	<b>20,209.02</b>	<b>24,864.01</b>	
<b>Liabilities</b>			
<b>Non-Current Liabilities</b>			
(a) Financial Liabilities			
(i) Borrowings	1,054.40	294.80	Increase due to borrowings by subsidiary of SECL.
(ii) Other Financial Liabilities	1,163.55	1,042.76	Increase in security deposit



	As at 31.03.2018	As at 31.03.2017	Remarks/Analysis
(b) Provisions	49,903.10	43778.11	Mainly due to increase in liability for Mine closure and stripping activity adjustment.
(c) Other Non-Current Liabilities	4,366.58	3,819.71	Increase due to contribution to Shifting and rehabilitation fund.
<b>Total Non-Current Liabilities (B)</b>	<b>56,487.63</b>	<b>48,935.38</b>	
<b>Current Liabilities</b>			
(a) Financial Liabilities			
(i) Borrowings	476.54	2,712.97	Decreased due to repayment of short term borrowings during the year.
(ii) Trade payables	4,516.93	3,884.31	Increased due to payable on account of Stores & spares, Power & fuel and other expenses
(iii) Other Financial Liabilities	5415.54	4747.97	Earnest Money Deposit and Security Deposits for various work contracts etc.
(b) Other Current Liabilities	25,572.48	21,524.07	Mainly due to increase in advance from customers in subsidiaries.
(c) Provisions	14,813.59	11,146.51	Increase mainly due to increase in Gratuity Provision, Executive pay provision & NCWA-X Provision.
<b>Total Current Liabilities (C)</b>	<b>50,795.08</b>	<b>44,015.83</b>	
<b>Total Equity and Liabilities (A+B+C)</b>	<b>1,27,491.73</b>	<b>117815.22</b>	

#### G. Dividend

During the year ended 31.03.2018, the company has paid interim dividend of ` 16.50 (` 19.90) per equity share of face value of ` 10/- each for the year 2017-18 amounting to ` 10,242.24 crore (` 12,352.76 crore). The Board of Directors of the company decided to recommend such interim dividend already paid as final dividend and no additional dividend has been recommended for the year 2017-18.

#### H. The various ratios related to the financials of Coal India: -

	April to March' 18	April to March' 17
<b>As% Net Sales</b>		
Profit Before Tax	12.91%	17.82%
<b>As% Total Expenditure</b>		
Employee Benefits Expense	52.50%	44.77%
Cost of Materials consumed	8.41%	9.31%
Power Expenses	3.10%	3.40%
Contractual Expenditure	15.72%	16.43%
CSR Expense	0.60%	0.65%
Interest & Depreciation	4.31%	4.43%
All other Expenditure	15.36%	21.01%
<b>Liquidity Ratios</b>		
Current Ratio	1.35	1.59
Quick Ratio	1.23	1.39
Trade receivables as no. of Days sales	24.94	37.24
Stock of Coal as no. of Days of production (Qty)	35.74	45.07
<b>Structural Ratios</b>		
Long Term Debt : Equity	0.17	0.05
Long Term Debt : Net Worth	0.05	0.01
Net Worth : Equity Capital	3.19	3.95
Earnings Per Share (in `)	11.31	14.80



# COAL INDIA LIMITED

A MAHARATNA COMPANY

## 8.0 MATERIAL DEVELOPMENT IN HUMAN RESOURCES/INDUSTRIAL RELATIONS FRONT, INCLUDING NUMBER OF PEOPLE EMPLOYED.

### I. Manpower

The manpower strength of the company as on 31.03.2018 against the previous year was as under:

Year	Executive	Non-Executive	Total
31.03.2017	17730	292286	310016
31.03.2018	17558	281199	298757

The manpower strength has come down by 11259 during 2017-18.

### II. Talent Development Initiatives

Overall, professional development of the employees is at the core of HR policies of the company. The company provides an equal opportunity to all employees to grow and develop in their area of specialization by imparting training both in general and on special fields and the company has established Indian Institute of Coal Management (IICM), Ranchi as an apex Training Institute, a Management Development Institute at every subsidiary, 102 Vocational Training Centres in all projects and 27 other training centres for imparting management and skill development trainings. Further, Coal India is also providing training to the employees through reputed educational Institutions/ professional Institutes across the country to tap best management and technical expertise.

In the year 2017-18, 107943 employees have been imparted training out of which 18373 were executives and 89570 were non-executive on various professional fields and skills. We have organized various In-house training programs for executives & non-executives covering about 102727 employees across the organization. Besides this, 5216 employees (4594 executives & 622 non-executives) were trained outside the organization within India.

During 2017-18, Organization appointed 1143 Executives from different sources and put into on-the-job training for a period of one year after the initial induction programme at IICM.

For grooming the middle management, the special training programs are organized through tie ups with Institutes like Administrative College of India (ASCI) Hyderabad, IIM Lucknow, ISM Dhanbad, etc to develop executives to take up higher responsibilities and occupy senior positions.

Further, CIL is also committed to support the Skill India Mission of Govt. of India. Till date, training and assessment have been done for 35,253 own employees of CIL to bring them in line with NSDC Qualifications. Further, 4700 contract workers engaged in CIL operations have been trained and certified by NSDC. Fresh skilling, under National Skills Qualification Framework (NSQF) aligned training programmes, was imparted to 1394 youth and women from operational areas of CIL, out of which, 706 persons have been placed in different organizations so far.

### III. Talent Acquisition

CIL recruited 1143 fresh Executive cadre employees during the year 2017-18 from multiple sources such as all India level open sourcing, Campus sourcing. They are being groomed as GenNext leaders through off-the-job as well as on-the-job training interventions under the guidance of experienced senior experts in the company. This process facilitates easy transfer of tacit knowledge base of the organization from the elder generation to the GenNext leaders, besides easy adaptation into the organizational culture.

### IV. HR Policy Benchmarking

CIL has undertaken HR policy benchmarking exercise to revamp the HR management processes to meet the contemporary needs. Under this exercise, around 11 Policies and 21 Rules have been revised through internal teams and support from Consultant. Some of the policies and rules like Mentoring Policy, Talent Management Policy, TA/DA rules, House Building Advance Rules, Furniture and Household Purchase Scheme, Leave Rules, Conveyance Advance Rules, Medical Attendance Rules, etc. are already approved by CIL Board.

### V. Industrial Relations

In Mining industry, employees play a pivotal role in all spheres and for Coal India Ltd. (CIL) employees are of utmost importance. The company not only caters the concerns of associated stakeholders but also provides equal attention to those affected directly or indirectly by its operations in the value chain. The stakeholders of CIL includes company's 2.98 lakhs employees, their families, contractor workers, villagers around coalfields etc. CIL is committed to all the stakeholders and is in constant endeavour to amalgamate varying needs of stakeholders with its people-centric principles, policies and programmes.

The following pro-active and strategic Industrial Relations (IR) approaches & practices ensure harmonious & sustainable industrial relations in the company: -

#### a. Workers Participation in Management:

The decisions involving workers are taken through bilateral forums of Trade Unions and Management representatives. Bilateral forum such as Housing Committee, Welfare Committee, Canteen Committee etc. are functional at all projects. Similarly, in order to resolve the issues pertaining to service conditions, welfare, safety etc., bipartite meetings are held at regular intervals in Unit, Area, Subsidiary & CIL (HQ) levels. Every subsidiary has its Apex Bipartite Committee named Joint Consultative Committee (JCC), headed by Chairman-cum-Managing Director of the Subsidiary. JCC at subsidiary level is represented by Trade Unions along with Management. The JCC looks into various strategic issues related to improving the Production, Productivity & Performance of the Subsidiary.



**b. Contract Labour Cell & Contract Labour Information Portal (CLIP):**

Around 69,372 (as on 31.03.2018) Contract Labour provide support in various activities of the company. A Contract Labour Management Cell has been set up in CIL and its subsidiaries for better management of Contractors workers. Similarly, for facilitating the Contractors in management of their workers, CIL has launched a portal, Contract Labour Information Portal (CLIP). CLIP maintains complete database of all contracts and Contractor's workers. It enables verification of wage payment of Contractor's workers, keeps account of deductions like PF, monitors the health of contract workers and facilitates other compliance under the Contract Labour (Regulation & Abolition) Act 1970.

**c. Reservations:**

CIL complies with the provisions under Presidential Directives on reservations in appointments and promotions of candidates/employees belonging to Scheduled Caste, Scheduled Tribe, OBC, Physically challenged etc.

**d. Diversity Management:**

CIL maintains unity in diversity by recruiting people from different States through All India based open selection and campus selection from across the country. Similarly, it provides reservation for SC, ST, OBC communities. Manpower of CIL constitutes 19.13% of SC, 13.7% of ST and 22.91% of OBC as on 1.1.2018. Female employees of CIL constitutes 6.7% of its total manpower.

**e. Non-Discrimination:**

We treat our employees equally on grounds of religion, caste, region, creed, gender, languages etc. Discrimination is kept at bay in CIL. While all employees are given equal opportunity in service matters, apart from Maternity Leave, we extend special provisions like Child Care Leave to encourage women employees.

**f. Prevention of Sexual Harassment at workplace:**

Sexual harassment of any form is misconduct under the Conduct Discipline and Appeal Rules applicable to executives as well as in the Standing Orders applicable to the non-executives. Internal Complaints Committee (ICC) is functioning at unit, area and headquarter level under the Sexual Harassment of women at work place (Prevention, Prohibition and Redressal) Act, 2013.

**g. Freedom of Associations:**

Egalitarian values are ingrained in the management of human resource in the company. Employees are free to be a part of any registered Trade Union and Non-Govt. Organizations. Trade Unions affiliated to the Central Trade Unions are operating in Unit, Area, Subsidiary & CIL (HQ) level. Representation of employees through Trade Unions is allowed in the bipartite bodies under the norms of the Industrial Relations System.

**h. Employee Welfare:**

CIL adheres to a "total care approach" towards its employee. The employee welfare programmes addresses not only the need of employees but also their families. Employees are provided with decent housing, electricity, water supply etc. The residential areas are well connected with roads and other community facilities like recreation centers, stadium, gymnasium, library, colony roads, shopping complex, play grounds/ parks, street lighting, drainage system, cooperative society etc. The employees and their family members, including dependent parents, are entitled for free medical treatment anywhere in the country subject to certain conditions. The company has also developed medical facilities at all its operational areas. It has a strong network of 80 fully equipped Hospitals with 4938 beds, 376 Dispensaries, 541 Ambulance and 1150 Doctors including Specialists in CIL and its Subsidiaries to provide Medical Services to the employees. Further, for treatments not available in Company's hospitals, facilities are available for referral to other reputed Hospitals across the country.

Educational facilities have been created for providing quality education to the children of employees. There are 62 public schools financed by the company to provide quality education and grant-in-aid is given to 284 privately managed schools. CIL also gives assistance to other 81 schools in and around the coal field areas. The company provides scholarships to meritorious students and supports higher education of children of non-executive employees studying in Government Engineering Colleges & Medical Colleges by extending facility for reimbursement of their tuition fees and hostel charges.

In order to supply essential commodities and consumer goods at a cheaper rate, Central Co-operatives and Primary Co-operative stores along with Cooperative Credit Societies are functioning in the Coalfield areas of the company.

CIL also provides various amenities at workplaces for improving the overall work culture of the organization. Towards this, CIL has 422 Canteens, 6 Crèches, 15 Pit Head Baths, 446 Rest Shelters, drinking water facilities at all workplaces.

**i. Post-Retirement Medical Support:**

CIL has added Post-Retirement Medical Benefit for providing health support to the employees and their spouses. Subject to conditions, the scheme provides reimbursement of medical expenses for indoor and outdoor treatment for a maximum amount up to Rs 5 lakhs and Rs 25 lakhs, for ordinary cases, to Non-Executives and Executives respectively. Enhanced support in case of critical diseases such as Heart and vascular diseases, Cancer, Renal diseases, Paralysis, AIDS, Addison's disease & Adrenal Histoplasmosis is also provided.

**j. Social Security :** All employees are covered under the social security schemes of CIL as below:

1. **Gratuity :** Upto ` 20 Lakhs as per Payment of Gratuity Act w.e.f 29.03.2018
2. **Life Cover Scheme :** ` 125000/- in addition to Gratuity
3. **Ex-Gratia :** In addition to Employee Compensation Act, ` 90000/- in case of fatal mine accident, ` 5 Lakhs is paid to the next of kin of the deceased employee.



# COAL INDIA LIMITED

A MAHARATNA COMPANY

4. **Coal Mines Provident Fund (CMPF):** All employees are covered under the Coal Mines Provident Fund scheme with equal shares both by employees and the company.
5. **Coal Mines Pension Scheme :** On minimum 30 years on service, the employees are eligible and are covered under the pension scheme in which, on superannuation, they receive 25% of their last drawn notional salary (basic pay and dearness allowances) as monthly pension. However, where an employee has not completed thirty years but has completed ten years' pensionable service, on attaining the age of superannuation, the pension shall be determined on the length of service and accordingly 25 percentage of average emoluments will be given as pension.

In the event of death of the employee, the spouse and their children are eligible to receive pension.

6. **Employment** to the eligible dependent of the deceased employee or an employee who has been declared medically unfit is also provided as per the policy.
7. **Monthly monetary compensation in lieu of employment :** Initial Basic of Category-I to the female dependent of Non-Executive & Initial Basic of E-1 to the female dependent of Executive.

#### k. Grievance management :

CIL has a robust online grievance management system to deal with the grievances of its stakeholders. Under the policy, all grievances are being addressed within the scheduled timeline and the stakeholders are informed accordingly. In the year 2017-18, Coal India has received a total of 7317 grievances in online portal, out of which, 6613 grievances have been disposed.

#### l. Transparency:

Transparency is one of the core values in CIL. The company provides various trainings to inculcate the values of the company among employees. CIL fully complies with the provisions of RTI Act 2005. In the year 2017-18, CIL (HQ) received a total of 2012 applications seeking various information under RTI Act 2015, out of which 1389 applications were suitably relied whereas 459 applications were transferred to subsidiaries for providing information. All the circulars/ office orders/ manuals/policies/promotion orders are regularly uploaded on the CIL's website in public domain for wide publicity and transparency. CIL encourages its employees to disclose their assets by providing an online return filling system.

The above approach resulted in maintaining excellent industrial relations in the company leading to reduction in number of strikes, production loss & man shift loss.

## 9.0 ENVIRONMENT PROTECTION AND CONSERVATION

Environmental protection measures are taken concurrently with mining operations for maintaining acceptable levels of major physical attributes of environment namely air & water quality, hydrogeology, noise level & land resources.

Suitable water spraying systems for arresting fugitive dust in roads, washeries, CHPs, Feeder Breakers, Crushers, coal transfer points and coal stock areas have been installed. Massive tree plantation in and around mining area, controlled blasting, use of modern techniques reduce air and noise pollution.

Effluent treatment facilities for mine effluent, workshop effluent and CHP effluent like oil & grease traps, sedimentation ponds and facilities for storage of treated water and its reuse have been provided for all the major projects. Domestic waste water treatment facilities have also been provided to deal with the domestic effluent. Domestic sewage treatment plants have also been established for treatments of domestic effluents. Recharging of ground water is also taken up within mine premises as well as in nearby villages through rainwater harvesting, digging of ponds/ development of lagoons, de-silting of existing ponds/tanks etc.

The level of pollutants is being monitored on routine basis as per the statutory guidelines to ascertain the efficacy of the pollution control measures being taken in the projects.

Technical and biological reclamation of the mined out areas and the external overburden dumps are being taken by planting native species of plants for restoring the ecology. ECO- restoration site developed in Damoda, Tetulmari of BCCL, with technical guidance of FRI and Eco Parks have been developed in many of the mined out areas of CIL Gunjan Park of ECL, Ananya Vatika of SECL, Nigahi of NCL, Sauner of WCL etc.).

The subsidiaries of CIL have planted around 96.00 million of trees covering an area over 38378.98 ha till March 2018 which includes 1.99 million over 821.52 Ha. in 2017-18. CIL introduced state-of-the-art Satellite Surveillance to monitor land reclamation and restoration for all opencast projects.

CIL has engaged Indian Council of Forestry Research & Education (ICFRE), Dehradun for **Environmental Audit of 20 OC Mines of CIL** intending third party inspection, verification of the existing levels of pollution. Draft report for the 20 mines has been submitted by ICFRE.

CIL has also engaged ICFRE in December 2017 for developing approach and methodology for index rating of environmental conditions and performance evaluation as per the EC conditions in 35 Mines of CIL .

CIL has signed an MoU with National Environmental Research Institute (NEERI), Nagpur to carry out studies, monitoring and collaborative research work for "Sustainable Coal Mining in CIL". NEERI is also studying on the effectiveness of supplying de-shaled/dry-beneficiated / washed coal (reduction in ash content by 5-6%) to power plants following all pollution control measures.



### Technological conservation

Adoption of modern technologies like Surface Miners, Continuous Miners, Highwall Miners at different subsidiaries of CIL, which generates lesser air borne pollution for carrying out mining activities compared to conventional methods as drilling, blasting & use of explosives are introduced.

### Renewable Energy Development

CIL has signed a MoU with Energy Efficiency Services Limited (EESL) to promote energy efficiency provisions in CIL and its subsidiary companies. Till 31<sup>st</sup> March 2018, more than 83,000 LED bulbs were replaced in all subsidiary companies of CIL.

To promote, Green Initiatives taken by GoI, CIL has submitted Green Energy Commitment letter to MNRE for developing **1000 MW Solar Power Projects** during 2014-19. For implementation of these projects, CIL has signed an MoU with Solar Energy Corporation of India (SECI).

In the 1<sup>st</sup> phase, CIL is going to set up 2x100 MW Solar Power Plants in the state of Madhya Pradesh. Due to downwards trend in prices of solar projects and availability of land in Madhya Pradesh solar park, the tenders were cancelled and again retender was done which is under process.

Furthermore, CIL is identifying unutilized mined out areas in its Subsidiary Companies for setting up Solar Projects. For achieving the green energy targets, CIL is also exploring opportunities for formation of JV with other PSUs.

CIL's initiatives has resulted in installation of 3.26 MW capacity in CIL HQ and other Subsidiary Companies

### 10. CORPORATE SOCIAL RESPONSIBILITY:

The budget allocated for CSR activities for F.Y. 2017-18 was ` 110.83 crores, much more than the amount calculated as per the provisions of the Companies Act 2013 i.e. ` 7.88 crores. CIL was able to utilize ` 24.31 crores for CSR during the financial year, more than the statutory obligation as per Companies Act 2013.

CSR activities were undertaken under various thematic areas, healthcare, water supply, rural development and women empowerment being the prominent ones among them. The activities were entrusted to various implementing agencies, some of them being very prominent and well – known names like Tata Medical Centre, Christian Medical College, Rajiv Gandhi Cancer Institute & Research Centre, The Energy and Resources Institute (TERI), Central Institute of Plastic Engineering & Technology (CIPET), Kendriya Sainik Board, NRS Medical College & Hospital, Lions Club International Foundation India, Liver Foundation West Bengal and ICAR – Central Institute of Fisheries Technology, to name a few. Funds were also transferred to subsidiaries of CIL (CCL, WCL and SECL) to help them in fulfilling their committed CSR liabilities.

Monitoring, an important aspect of community based projects, was greatly emphasized upon by CIL. Members / Representatives of Below Board Level CSR Committee of CIL have visited all the major CSR projects and funds (second installment onwards) have been released only after the field visit reports being satisfactory. Stalled projects due to non-submission of Utilization Certificates (UCs) by implementing agencies have been revived after obtaining the Utilization Certificates.

The widespread public outreach of CSR activities is very important in order to establish and enhance CIL's image as a socially responsible company as well as to attract sincere partners as implementing agencies with innovate ideas for the upliftment of the underprivileged. To achieve this, a coffee table book on CSR activities highlighting the major CSR initiatives of CIL and its subsidiaries during the past few years was published and circulated among the subsidiaries, ministries of central government and other CPSEs. The book has received encouraging response.

### Theme wise Expenditure by CIL (HQ) during year 2017-18

Thematic Area Wise Expenditure			
Sl. No.	Thematic Area	Expenditure in F.Y. 2017-18 (` Lakhs)	As a % of Total CSR Expenditure in F.Y. 2017-18
1	Healthcare	1075.68	44.24%
2	Drinking Water	153.05	6.29%
3	Education	81.35	3.35%
4	Skill Development	60.00	2.47%
5	Women Empowerment	102.21	4.20%
6	Welfare of armed forces' veterans and war widows	50.00	2.06%
7	Sanitation	75.84	3.12%
8	Welfare of Divyang	2.18	0.09%
9	Rural Development Projects	773.58	31.82%
10	Administrative expenses	6.96	0.29%
11	Others	50.62	2.08%
	<b>Total (subject to audit)</b>	<b>2431.47</b>	<b>100.00%</b>



## Major Projects for which CSR fund was utilized in FY 17-18 by CIL (HQ)

- Installation of 200 nos. of hand pumps in Bhadohi district, Uttar Pradesh through Uttar Pradesh State Agro Industrial Corporation Limited (UPSICL).
- Cure and better management of disease in Thalassemia patients by way of financial assistance of ₹ 10 lakhs per patient to Christian Medical College, Vellore, Tata Medical Centre, Kolkata and Rajiv Gandhi Cancer Institute and Research Centre, New Delhi.
- Construction of soak pits, drains, platforms etc. for spot sources including training & IEC activities in 40 villages of Purulia district through Water & Sanitation Support Organization (WSSO), PHED, West Bengal.
- Different development works in Purulia, West Bengal through The Energy and Resources Institute (TERI) :-
  - Promoting renewable solutions for the energy needs of the households – Installation of Integrated Domestic Energy Systems and Solar Street Lights.
  - Agriculture, greening and capacity building initiatives.
  - Sanitation – Construction of Individual Household toilets in 5,660 households.
  - Education through Knowledge cum Resources Centers in 40 schools.
- Contribution of Rs. 50 lakhs to Armed Forces Flag Day Fund.
- Completion of training in plastic engineering and technology to 400 persons at Central Institute of Plastic Engineering and Technology, Murthal.
- Setting up blood bank with component separator facility at Belur, Howrah, West Bengal through Belur Shramjibi Swasthya Prakalpa Samity.
- Financial support towards setting up of Indian Institute of Liver and Digestive Sciences (IILDS), West Bengal by way of procurement of medical equipment through Liver Foundation, West Bengal.
- Menstrual Hygiene Management (MHM) for adolescent girls in Upper Primary and Secondary schools of Purulia district through Nirman Foundation.
- Construction of a hostel for accommodating girls belonging to BPL and backward communities for their skill development as mid level ophthalmic assistants under project Nai Roshni through NANRITAM.



## ANNEXURE-A\*

## Disbursement of S&amp;T projects of Ministry of Coal during 2017-18

Figures in ` (Lakhs)

Sl. No	Title of the Project	Implementing Agency	Date of Start of the Project	Revised/Scheduled date of completion	Total Approved Cost	Disbursement during 17-18	Progressive disbursement till 31.03.2018	Remarks
1	"Design of water network to optimize water consumption in coal washeries for removal of impurities from coal"	IIT, Roorkee and CMPDI, Ranchi	01/09/2017	30/11/2018	24.94	13.00	13.00	On-going
2	"Capacity building for extraction of CMM resource within CIL Command areas"	CBM Cell, CMPDI, Ranchi CSIRO, Australia	23/03/2016	22/03/2019	2392.79	210.79	472.50	On-going
3	"Electronification of Ground Water Control and Conveyor System in Mines"	NLC India Limited (NLCIL), Neyveli National Institute of Technology Tiruchirappalli (NIIT), Tamil Nadu	01/01/2018	30/06/2019	179.53	50.00	50.00	On-going
4	Indigenous Development of Early Warning Radar System for predicating failures/slope instabilities in opencast mines	Society for Applied Microwave Electronics Engineering and Research(SAMEER), ARDE, Pune, CSRE, IIT-B, Mumbai, CMPDI, Ranchi	02/01/2018	31/01/2021	585.58	25.00	25.00	On-going
5	Shale gas potentiality evaluation of Damodar basin of India	NGRI, Hyderabad, CIMFR, Dhanbad and CMPDI, Ranchi	01/12/2012	31/05/2017	2038.09	33.87	1315.96	On-going
6	Investigation Pertaining to geotechnical & hydrogeological aspects to stabilize the noncohesive granular soil/sand in the opencast mines adjacent to the major perennial river.	Civil Engineering Department, IIT, Bombay; RI-IV, CMPDI, Nagpur, WCL, Nagpur	23/03/2016	22/03/2018	495.03	190.00	340.00	On-going
7	Techno-economic evaluation and performance behaviour of Self-Advancing (mobile) Goaf Edge supports (SAGES) (Phase-II)	IIT-ISM, Dhanbad and Jaya Bharat Equipment Pvt. Ltd., Hyderabad	15/12/2015	14/12/2017	73.27	20.00	60.00	On-going



# COAL INDIA LIMITED

A MAHARATNA COMPANY

( in Lakhs)

Sl. No	Title of the Project	Implementing Agency	Date of Start of the Project	Revised/ Scheduled date of completion	Total Approved Cost	Disbursement during 17-18	Progressive disbursement till 31.03.2018	Remarks
8	"Possible Implications of Bio-Available Iron in Coal Mine dust on Coal workers' Lung Disease"	PIET, Nagpur; CIIMS, Nagpur & WCL, Nagpur	23/03/2016	22/09/2018	96.54	35.75	89.75	On-going
9	"On-Line Coal dust suppression system for opencast mines"	Centre for Development of Advanced Computing, Tiruvanthapuram; Mining Electronic Department, CMPDI, Ranchi	23/03/2016	22/09/2018	421.04	110.68	206.44	On-going
10	"Constructing structure on backfilled open Cast Coal Mines: An attempt to suggest viable methodologies"	IIT-ISM, Dhanbad and Civil Engineering Division, CMPDI, Ranchi	15/12/2015	14/12/2018	338.32	111.53	264.75	On-going
11	Assessment of mine water environment and development of suitable and cost coal effective mine void aqua eco - system for promoting Fish culture in abandoned quarries of Coal India Ltd	Birsa Agriculture University (BAU), Ranchi and Environment Division, CMPDI, Ranchi	24/03/2015	23/03/2018	224.27	43.92	146.52	On-going
12	Suitable livelihood activities on reclaimed open cast coal mines - a technology enabled integrated approach in Indian coal sector -	TERI University, New Delhi; Environment Division, CMPDI, Ranchi and BCCL, Dhanbad	24/03/2015	23/02/2018	371.69	115.45	309.10	On-going
13	Development of Indigenous catalyst through pilot scale studies of Coal-to-liquid (CTL) conversion technology	CIMFR, Dhanbad and CMPDI, Ranchi	01/01/2010	30/06/2016	860.44	5.15	815.59	On-going
14	S & T Coordination	CMPDIL, Ranchi	04-01-2017	31/03/2018		184.78	184.78	On-going
<b>Total disbursement during 2017-18</b>						<b>1149.91</b>		



## CIL R&amp;D BOARD PROJECTS ( Expenditure Details upto 31.03.2018)

Figures in ` (Lakhs)

Sl. No	Name of the Project	Implementing Agency	Start Date	Revised/scheduled of Completion	Approved Outlay	Disbursement during 2017-18	Progressive disbursement till 31.03.2018	Remarks
1	An integrated geo-physical approach for tectonic study in Moher main coal basin of Singrauli coalfield using 3D inverse modeling of Gravity, Magnetic and AMT data. Implementing agencies. <b>Project Code: CIL/ R&amp;D/159/2015.</b>	CMPD. Indian School of Mines, Dhanbad and CMPDI(HQ), Ranchi (HO), Ranchi	Mar-2015	Sep.2018	349.40 For ISM, Dhanbad-301.90 For CMPDI-47.50	148.54	291.54	On-going
2	Development of guidelines for prevention & mitigation of explosion hazards by risk assessment and determination of explosibility of Indian Coal Incorporating risk based mine emergency evacuation & re-entry protocol. <b>CIL/R&amp;D/01/60/16</b>	ISM, Dhanbad CIMFR Dhanbad, S&R Div. CIL, Kolkata	Apr-2016	Apr-2019	1629.71 For ISM, Dhanbad-833.57 For CIMFR-796.14	437.76	1167.76	On-going
3	Demonstration of coal Dry Beneficiation system using Radiometric Techniques (Ardeesort). <b>Project code - CIL/R&amp;D/2/05/10</b>	CMP Deptt, CMPDI, Ranchi and Ardee HI-Tech Pvt. Ltd, Visakhapatnam	Sep-2010	July. 2018	2565.70 CMPDI-1814.40 Ardee Hi-tech-751.30	16.18	1418.33	On-going
4	Indigenous Development of Through The Earth (TTE) Two-Way Voice Communication System for Underground Mines. <b>CIL/R&amp;D/01/62/16</b>	IIT, Bombay CMPDIL	Oct-2016	April-2019	139.8816 IIT, Bombay-121.8816 CMPDIL-18.00	6.63	86.63	On-going
5	Studies on the Use of Coal and Petcoke as Fuel in the Cement Industry in India" <b>CIL/R&amp;D/03/02/16</b>	ISM, Dhanbad & CMPDIL	July-2016	July-2018	471.95 For ISM, Dhanbad-431.28 For CMPDI-40.67	5.55	206.98	On-going



# COAL INDIA LIMITED

A MAHARATNA COMPANY

Figures in ` (Lakhs)

Sl. No	Name of the Project	Implementing Agency	Start Date	Revised/scheduled of Completion	Approved Outlay	Disbursement during 2017-18	Progressive disbursement till 31.03.2018	Remarks
6	Design of cost effective process flowsheet for improved washing efficiency of Indian Coking & Non-Coking Coals" <b>CIL/R&amp;D/02/07/17</b>	ISM, Dhanbad & CMPDIL	April-2017	July-2019	1266.98 For ISM, Dhanbad- 1212.98 For CMPDI- 54.00	1150.00	1150.00	On-going
7	Assessment of applicability and performance of Ground based Interferometry Synthetic Aperture Radar (GblnSAR) in safety zoning of surface mining slopes". <b>CIL/R&amp;D/01/65/17</b>	IIT, KGP ECL, Sanctoria	August-2017	July-2019	IIT- KGP- 478.27 ECL- Nil	430.00	430.00	On-going
8	Optical fiber based solar illumination of pit bottom and underground mine roadways and working face. <b>CIL/R&amp;D/01/66/17</b>	IIT, KGP ECL, Sanctoria	August-2017	July-2020	IIT- KGP- 155.53 ECL- Nil	120.00	120.00	On-going
9	Development of Virtual Reality Mine Simulator (VRMS). for improving safety and productivity in Coal mines." <b>CIL/R&amp;D/01/67/17</b>	ISM, Dhanbad CMPDI Ranchi	Sep-2017	Aug-2019	ISM-Dhn 1320.10 CMPDI- 90.00	1250.00	1250.00	On-going
10	High ash coal gasification and associated upstream and downstream processes (coal to chemical-CTC) <b>CIL/R&amp;D/03/03/2017</b>	ISM-Dhanbad, IIT-Roorkee, CMPDI-Ranchi	Sep-2017	July-2020	ISM- Dhanbad- 1872.01, IIT-Roorkee- 131.80, CMPDI- Ranchi- 156.91	1685.00	1685.00	On-going
11	Dry beneficiation of High Ash Indian Thermal Coal " <b>CIL/R&amp;D/02/08/2017</b>	NML-Jamshedpur CMPDI, Ranchi	Sep-2017	Jan-2019	NML, Jsr- 197.87 CMPDI- 18.90	125.00	125.00	On-going



Figures in ` (Lakhs)

Sl. No	Name of the Project	Implementing Agency	Start Date	Revised/scheduled of Completion	Approved Outlay	Disbursement during 2017-18	Progressive disbursement till 31.03.2018	Remarks
12	Development of Guidelines for Increasing the Height of Overburden Dumps at opencast Coal Mines in India CIL/R&D/01/64/17	IIT, Delhi CMPDI, Ranchi	June-2017	May-2019	IIT, Delhi- 49.63 CMPDI- 378.45	41.05	41.05	On-going
13	Development of a methodology for regional air quality monitoring in coalfield area using satellite data and ground observations. CIL/R&D/04/08/2017	NSRC CMPDI, Ranchi	March-2017	March-2020	NSRC- 517.43 CMPDI- 119.95	470.00	470.00	On-going
14	"Requirement of air in mine for Mass Production Technology" CIL/R&D/01/63/16	Underground Mining Division (UMD), CMPDI	Nov-2016	Oct-2019	CMPDI- 491.27	39.86	39.86	On-going
	<b>Refund received from completed project</b>					-1.21		
	<b>Total</b>					<b>5924.36</b>		



**Annual Accounts 2017-18**  
**(Standalone)**



## BALANCE SHEET STANDALONE AS AT 31.03.2018

(` in Crore)

	Note No.	As at	
		31.03.2018	31.03.2017
<b>ASSETS</b>			
<b>Non-Current Assets</b>			
(a) Property, Plant & Equipments	3	300.75	306.13
(b) Capital Work in Progress	4	119.00	13.52
(c) Exploration and Evaluation Assets	5	15.69	14.89
(d) Intangible Assets	6	0.44	0.31
(e) Financial Assets			
(i) Investments	7	12,137.39	11,529.07
(ii) Loans	8	0.40	0.43
(iii) Other Financial Assets	9	3,676.46	3,301.23
(f) Other non-current assets	10	62.21	98.83
<b>Total Non-Current Assets (A)</b>		<b>16,312.34</b>	<b>15,264.41</b>
<b>Current Assets</b>			
(a) Inventories	12	21.39	68.44
(b) Financial Assets			
(i) Investments	7	26.06	60.19
(ii) Trade Receivables	13	0.27	12.74
(iii) Cash & Cash equivalents	14	345.25	725.17
(iv) Other Bank Balances	15	142.83	196.92
(v) Loans	8	1.88	1,209.00
(vi) Other Financial Assets	9	537.85	503.40
(c) Current Tax Assets (Net)		850.72	795.77
(d) Other Current Assets	11	226.33	49.36
<b>Total Current Assets (B)</b>		<b>2,152.58</b>	<b>3,620.99</b>
<b>Total Assets (A + B)</b>		<b>18,464.92</b>	<b>18,885.40</b>
<b>EQUITY AND LIABILITIES</b>			
<b>Equity</b>			
(a) Equity Share Capital	16	6,207.41	6,207.41
(b) Other Equity	17	6,487.30	7,710.03
<b>Total Equity (A)</b>		<b>12,694.71</b>	<b>13,917.44</b>



# COAL INDIA LIMITED

A MAHARATNA COMPANY

## BALANCE SHEET STANDALONE AS AT 31.03.2018

(` in Crore)

	Note No.	As at	
		31.03.2018	31.03.2017
<b>Liabilities</b>			
<b>Non-Current Liabilities</b>			
(a) Financial Liabilities			
(i) Borrowings	18	-	-
(ii) Other Financial Liabilities	20	-	-
(b) Provisions	21	236.65	212.82
(c) Other Non-Current Liabilities	22	3,700.98	3,449.67
<b>Total Non-Current Liabilities (B)</b>		<b>3,937.63</b>	<b>3,662.49</b>
<b>Current Liabilities</b>			
(a) Financial Liabilities			
(i) Borrowings	18	-	-
(ii) Trade payables	19	111.16	110.00
(iii) Other Financial Liabilities	20	1,170.55	775.14
(b) Other Current Liabilities	23	326.84	279.09
(c) Provisions	21	224.03	141.24
<b>Total Current Liabilities (C)</b>		<b>1,832.58</b>	<b>1,305.47</b>
<b>Total Equity and Liabilities (A+B+C)</b>		<b>18,464.92</b>	<b>18,885.40</b>

The Accompanying Notes form an integral part of the Financial Statements.

As per our report annexed

For Chaturvedi & Co.

Chartered Accountants

FR No. 302137E

(CA S.C.Chaturvedi)

Partner

Membership No. 012705

On behalf of the Board

(A.K.Jha)

Chairman- Cum-Managing

Director & CEO

DIN-06645361

(C.K.Dey)

Director (Finance)

& CFO

DIN-03204505

Dated : 29<sup>th</sup> May, 2018

Place : Kolkata

(S. Dutta)

General Manager (Finance)

(M.Viswanathan)

Company Secretary





# COAL INDIA LIMITED

A MAHARATNA COMPANY

## STATEMENT OF PROFIT & LOSS-STANDALONE FOR THE YEAR ENDED 31.03.2018

(` in Crore)

	Notes	For the Year ended 31.03.2018	For the year ended 31.03.2017
B (i) Items that will be reclassified to profit or loss		-	-
(ii) Income tax relating to items that will be reclassified to profit or loss		-	-
<b>(XIV) Total Other Comprehensive Income</b>		<b>5.36</b>	<b>3.40</b>
<b>(XV) Total Comprehensive Income for the year (XIII + XIV) (Comprising Profit (Loss) and Other Comprehensive Income for the year)</b>		<b>9,298.78</b>	<b>14,502.49</b>
<b>(XVI) Earnings per equity share (for continuing operation):</b>			
(1) Basic		14.97	23.12
(2) Diluted		14.97	23.12
<b>(XVII) Earnings per equity share (for discontinued operation):</b>			
(1) Basic		-	-
(2) Diluted		-	-
<b>(XVIII) Earnings per equity share (for discontinued &amp; continuing operation):</b>			
(1) Basic		14.97	23.12
(2) Diluted		14.97	23.12
Refer note 38 (5) (d) for calculation of EPS			

The Accompanying Notes from an integral part of Finance Statements.

As per our report annexed

For Chaturvedi & Co.

Chartered Accountants

FR No. 302137E

(CA S.C.Chaturvedi)

Partner

Membership No. 012705

Dated : 29<sup>th</sup> May, 2018

Place : Kolkata

On behalf of the Board

(A.K.Jha)

Chairman-Cum-Managing

Director & CEO

DIN-06645361

(C.K.Dey)

Director (Finance)

& CFO

DIN-03204505

(S. Dutta)

General Manager (Finance)

(M.Viswanathan)

Company Secretary



## CASH FLOW STATEMENT (INDIRECT METHOD)- STANDALONE

(` in Crore)

		For the Year ended 31.03.2018	For the year ended 31.03.2017
<b>CASH FLOW FROM OPERATING ACTIVITIES</b>			
Profit before tax		9314.83	14510.23
Adjustments for :			
Depreciation / Impairment of Fixed Assets		18.14	17.52
Interest pertaining to Investing Activities		(85.44)	(282.42)
Interest on loan given to subsidiaries		(6.55)	-
Finance cost related to financing activity		14.97	116.39
Fair value change (net)		(275.11)	(254.73)
Unwinding of discount		2.28	2.11
Interest / Dividend from investments		(8,867.82)	(10,449.86)
Income on sale of investments		-	(3914.16)
Profit / Loss on sale of Fixed Assets		(0.02)	(0.01)
Provisions made & write off		(10.35)	0.36
Provision / Liability write back		(0.89)	(13.58)
<b>Operating Profit before Current/Non Current Assets and Liabilities</b>		<b>104.04</b>	<b>(268.15)</b>
<b>Adjustment for :</b>			
Trade Receivables		12.47	(12.36)
Inventories		47.05	83.97
Current/Non current/Loans, Other financial assets and other Assets		(161.21)	251.82
Current/Non current liabilities and Provisions		566.17	(623.17)
<b>Cash Generated from Operation</b>		<b>568.51</b>	<b>(567.88)</b>
Income Tax Paid/Refund		(77.25)	(176.20)
<b>Net Cash Flow from Operating Activities</b>	<b>( A )</b>	<b>491.26</b>	<b>(744.09)</b>
<b>CASH FLOW FROM INVESTING ACTIVITIES</b>			
Purchase of Fixed Assets		(119.15)	(6.52)
Sale of Investment in Subsidiaries		(0.00)	4,061.36
Investment in Non-current Investment		(333.22)	(5.03)
Investment in Bank Deposits		(319.97)	3,773.87
Interest pertaining to Investing Activities		77.84	340.97
Interest / Dividend from investments		8867.82	10449.86
Investment in Mutual Fund		34.13	252.79
<b>Net Cash from Investing Activities</b>	<b>( B )</b>	<b>8207.44</b>	<b>18867.30</b>



# COAL INDIA LIMITED

A MAHARATNA COMPANY

## CASH FLOW STATEMENT (INDIRECT METHOD)- STANDALONE

(` in Crore)

		For the Year ended 31.03.2018	For the year ended 31.03.2017
<b>CASH FLOW FROM FINANCING ACTIVITIES</b>			
Loan given to subsidiaries		1,200.00	(1,200.00)
Interest on loan given to subsidiaries		6.55	-
Interest & Finance cost pertaining to Financing Activities		(14.97)	(116.39)
Increase in Shifting & Rehabilitation Fund		251.31	272.01
Dividend on Equity shares		(10,242.24)	(12,352.76)
Tax on Dividend on Equity shares		(279.27)	(627.18)
Buyback of Equity Share Capital		-	(3,650.00)
<b>Net Cash used in Financing Activities</b>	<b>( C )</b>	<b>(9078.62)</b>	<b>(17,674.32)</b>
<b>Net Increase / (Decrease) in Cash &amp; Cash equivalent (A+B+C)</b>		<b>(379.92)</b>	<b>448.89</b>
Cash & Cash equivalent as at the beginning of the period (Refer Note 14 for components of cash & cash equivalents)		725.17	276.28
Cash & Cash equivalent as at the end of the period (Refer Note 14 for components of cash & cash equivalents)		345.25	725.17
(All figures in bracket represent outflow.)			

As per our report annexed  
For Chaturvedi & Co.

On behalf of the Board

Chartered Accountants  
FR No. 302137E

(A. K. Jha)  
Chairman- Cum-Managing  
Director & CEO

(C.K.Dey)  
Director (Finance)  
& CFO

(CA S.C.Chaturvedi)  
Partner  
Membership No. 012705

DIN-06645361

DIN-03204505

(S. Dutta)  
General Manager (Finance)

(M.Viswanathan)  
Company Secretary

Dated : 29<sup>th</sup> May, 2018  
Place : Kolkata



## STATEMENT OF CHANGES IN EQUITY FOR THE YEAR ENDED 31.03.2018- STANDALONE

## A. EQUITY SHARE CAPITAL

(` in Crore)

Particulars	Balance as at 01.04.2016	Changes in Equity Share Capital during the Year	Balance as at 31.03.2017	Balance as at 01.04.2017	Changes in Equity Share Capital during the Year	Balance as at 31.03.2018
6,20,74,09,177 Equity Shares of `10/- each (6,20,74,09,177) Equity Shares of `10/- each)	6,316.36	(108.95)	6,207.41	6,207.41	-	6,207.41

## B. OTHER EQUITY

(` in Crore)

	Capital Redemption Reserve	General Reserve	Retained Earning			Total
			Profit after tax*	Other comprehensive income	Total Retained Earning and OCI	
<b>Balance as at 01.04.2016</b>	904.18	7,871.78	966.93	(13.44)	953.49	9,729.45
Changes in accounting policy			-		-	-
Prior period errors			(0.92)		(0.92)	(0.92)
<b>Restated balance as at 01.04.2016</b>	<b>904.18</b>	<b>7,871.78</b>	<b>966.01</b>	<b>(13.44)</b>	<b>952.57</b>	<b>9,728.53</b>
Profit during the year			14,499.09		14,499.09	14,499.09
Remeasurement of defined benefit plans (net of tax)				3.40	3.40	3.40
Buyback of equity shares	108.95	(3,650.00)			-	(3,541.05)
Interim Dividend			(12,352.76)		(12,352.76)	(12,352.76)
Corporate Dividend tax			(627.18)		(627.18)	(627.18)
Transfer to/from General Reserve		8.01	(8.01)		(8.01)	-
<b>Balance as at 31.03.2017</b>	<b>1,013.13</b>	<b>4,229.79</b>	<b>2,477.15</b>	<b>(10.04)</b>	<b>2,467.11</b>	<b>7,710.03</b>
<b>Balance as at 01.04.2017</b>	<b>1,013.13</b>	<b>4,229.79</b>	<b>2,477.15</b>	<b>(10.04)</b>	<b>2,467.11</b>	<b>7,710.03</b>
Profit during the year			9,293.42		9,293.42	9,293.42
Remeasurement of defined benefit plans (net of tax)				5.36	5.36	5.36
Interim Dividend			(10,242.24)		(10,242.24)	(10,242.24)
Corporate Dividend tax			(279.27)		(279.27)	(279.27)
Transfer to/from General Reserve		8.26	(8.26)		(8.26)	-
<b>Balance as at 31.03.2018</b>	<b>1,013.13</b>	<b>4,238.05</b>	<b>1,240.80</b>	<b>(4.68)</b>	<b>1,236.12</b>	<b>6,487.30</b>



# COAL INDIA LIMITED

*A MAHARATNA COMPANY*

\* Profit after tax includes gain on valuation of debt component of investment in preference shares in subsidiary companies which is notional/unrealised in nature which is not available for distribution of dividend. The details of such gain is given below:

	(` crore)
Balance as at 01.04.2016	507.27
Addition during FY 2016-17	<u>254.73</u>
<b>Balance as at 31.03.2017</b>	<b>762.00</b>
Addition during FY 2017-18	<u>275.11</u>
<b>Balance as at 31.03.2018</b>	<b><u>1037.11</u></b>

**As per our report annexed  
For Chaturvedi & Co.**  
Chartered Accountants  
FR No. 302137E

**(CA S.C.Chaturvedi)**  
Partner  
Membership No. 012705

**Dated : 29<sup>th</sup> May, 2018**  
**Place : Kolkata**

**On behalf of the Board**

**(A.K.Jha)**  
Chairman- Cum-Managing  
Director & CEO  
DIN-06645361

**(C.K.Dey)**  
Director (Finance)  
& CFO  
DIN-03204505

**(S. Dutta)**  
General Manager (Finance)

**(M.Viswanathan)**  
Company Secretary



## NOTES TO THE FINANCIAL STATEMENTS (STANDALONE)

### Note: 1 CORPORATE INFORMATION

Coal India Limited (CIL) is a Maharatna Company with having registered office at Kolkata, West Bengal and listed on the Bombay Stock Exchange (BSE) and the National Stock Exchange (NSE).

The Company is mainly engaged in mining and production of Coal and also operates Coal washeries. The major consumers of the company are power and steel sectors. Consumers from other sectors include cement, fertilisers, brick kilns etc.

CIL is an apex body with 8 wholly-owned subsidiaries in India out of which 7 subsidiaries are coal producing and 1 subsidiary is engaged in mine planning, designing and related consultancy services. The operations of the Company are spread across 8 states in India. CIL also has a fully owned mining company in Mozambique known as 'Coal India Africana Limitada' which is yet to commence operations. Further some of the subsidiaries of CIL, are also having another layer of subsidiaries. There are also Joint Ventures/Associates of CIL and some of its subsidiaries.

### Note 2: SIGNIFICANT ACCOUNTING POLICIES

#### 2.1 Basis of preparation of financial statements

The financial statements of the Company have been prepared in accordance with Indian Accounting Standards (Ind AS) notified under the Companies (Indian Accounting Standards) Rules, 2015.

The financial statements have been prepared on historical cost basis of measurement, except for

- certain financial assets and liabilities measured at fair value (refer accounting policy on financial instruments in para 2.14);
- Defined benefit plans- plan assets measured at fair value;
- Inventories at Cost or NRV whichever is lower (refer accounting policy in para no. 2.20).

##### 2.1.1 Rounding of amounts

Amounts in these financial statements have, unless otherwise indicated, have been rounded off to 'rupees in crore' upto two decimal points.

#### 2.2 Current and non-current Classification

The Company presents assets and liabilities in the Balance Sheet based on current/ non-current classification. An asset is treated as current by the Company when:

- (a) it expects to realise the asset, or intends to sell or consume it, in its normal operating cycle;
- (b) it holds the asset primarily for the purpose of trading;
- (c) it expects to realise the asset within twelve months after the reporting period; or
- (d) the asset is cash or a cash equivalent (as defined in Ind AS 7) unless the asset is restricted from being exchanged or used to settle a liability for at least twelve months after the reporting period. All other assets are classified as non-current.

A liability is treated as current by the Company when:

- (a) it expects to settle the liability in its normal operating cycle;
- (b) it holds the liability primarily for the purpose of trading;
- (c) the liability is due to be settled within twelve months after the reporting period; or
- (d) it does not have an unconditional right to defer settlement of the liability for at least twelve months after the reporting period. Terms of a liability that could, at the option of the counterparty, result in its settlement by the issue of equity instruments do not affect its classification.

All other liabilities are classified as non-current.

#### 2.3 Revenue recognition

##### 2.3.1 Revenue from sale of goods

Revenue from the sale of goods is recognised when all the following conditions have been satisfied:

- (a) the Company has transferred to the buyer the significant risks and rewards of ownership of the goods;
- (b) the Company retains neither continuing managerial involvement to the degree usually associated with ownership nor effective control over the goods sold;
- (c) the amount of revenue can be measured reliably;
- (d) it is probable that the economic benefits associated with the transaction will flow to the Company; and
- (e) the costs incurred or to be incurred in respect of the transaction can be measured reliably.

Revenue is measured at the fair value of the consideration received or receivable, taking into account contractually defined terms of payment and excluding taxes, levies or duties collected on behalf of the government/ other statutory bodies.

Advances received from the customers are reported as customer's deposits unless the above conditions for revenue recognition are met.



# COAL INDIA LIMITED

A MAHARATNA COMPANY

However, based on the educational material on Ind AS 18 issued by The Institute of Chartered Accountants of India, the Company has assumed that recovery of excise duty flows to the Company on its own account. This is for the reason that it is a liability of the manufacturer which forms part of the cost of production, irrespective of whether the goods are sold or not. Since the recovery of excise duty flows to the Company on its own account, gross revenue includes excise duty.

However, other taxes, levies or duties are not considered to be received by the Company on its own account and are excluded from net revenue.

## 2.3.2 Interest

Interest income is recognised using the Effective Interest Method.

## 2.3.3 Dividend

Dividend income from investments is recognised when the rights to receive payment is established.

## 2.3.4 Other Claims

Other claims (including interest on delayed realization from customers) are accounted for, when there is certainty of realisation and can be measured reliably.

## 2.3.5 Rendering of Services

When the outcome of a transaction involving the rendering of services can be estimated reliably, revenue associated with the transaction is recognised with reference to the stage of completion of the transaction at the end of the reporting period. The outcome of a transaction can be estimated reliably when all the following conditions are satisfied:

- (a) the amount of revenue can be measured reliably;
- (b) it is probable that the economic benefits associated with the transaction will flow to the Company;
- (c) the stage of completion of the transaction at the end of the reporting period can be measured reliably; and
- (d) the costs incurred for the transaction and the costs to complete the transaction can be measured reliably.

## 2.4 Grants from Government

Government Grants are not recognised until there is reasonable assurance that the company will comply with the conditions attached to them and that there is reasonable certainty that grants will be received.

Government grants are recognised in Statement of Profit & Loss on a systematic basis over the periods in which the company recognises as expenses the related costs for which the grants are intended to compensate.

Government Grants related to assets are presented in the balance sheet by setting up the grant as deferred income and are recognised in Statement of Profit and Loss on systematic basis over the useful life of asset.

Grants related to income (i.e. grant related to other than assets) are presented as part of statement of profit and loss under the head 'Other Income'.

A government grant/assistance that becomes receivable as compensation for expenses or losses already incurred or for the purpose of giving immediate financial support to the Company with no future related costs, is recognised in profit or loss of the period in which it becomes receivable.

The Government grants or grants in the nature of promoter's contribution are recognised directly in "Capital Reserve" which forms part of the "Shareholders fund".

## 2.5 Leases

A finance lease is a lease that transfers substantially all the risks and rewards incidental to ownership of an asset. Title may or may not eventually be transferred.

An operating lease is a lease other than a finance lease.

### 2.5.1 Company as a lessee

A lease is classified at the inception date as a finance lease or an operating lease.

**2.5.1.1 Finance leases** are capitalised at the commencement of the lease at the inception date fair value of the leased property or, if lower, at the present value of the minimum lease payments. Lease payments are apportioned between finance charges and reduction of the lease liability so as to achieve a constant periodic rate of interest on the remaining balance of the liability.

Finance charges are recognised in finance costs in the statement of profit and loss, unless they are directly attributable to qualifying assets, in which case they are capitalized in accordance with the Company's general policy on the borrowing costs.

A leased asset is depreciated over the useful life of the asset. However, if there is no reasonable certainty that the Company will obtain ownership by the end of the lease term, the asset is depreciated over the shorter of the estimated useful life of the asset and the lease term.

**2.5.1.2 Operating lease-** Lease payments under an operating lease is recognised as an expense on a straight-line basis over the lease term unless either:

- (a) another systematic basis is more representative of the time pattern of the user's benefit even if the payments to the lessors are not on that basis; or
- (b) the payments to the lessor are structured to increase in line with expected general inflation to compensate for the lessor's expected inflationary cost increases. If payments to the lessor vary because of factors other than general inflation, then this condition is not met.



## 2.5.2 Company as a lessor

**2.5.2.1 Operating leases** Lease income from operating leases (excluding amounts for services such as insurance and maintenance) is recognised in income on a straight-line basis over the lease term, unless either:

- (a) another systematic basis is more representative of the time pattern in which use benefit derived from the leased asset is diminished, even if the payments to the lessors are not on that basis; or
- (b) the payments to the lessor are structured to increase in line with expected general inflation to compensate for the lessor's expected inflationary cost increases. If payments to the lessor vary according to factors other than inflation, then this condition is not met.

Initial direct costs incurred in negotiating and arranging an operating lease are added to the carrying amount of the leased asset and recognised as an expense over the initial lease term on the same basis as lease income.

**2.5.2.2 Finance leases** Amounts due from lessees under finance leases are recorded as receivables at the Company's net investment in the leases. Finance lease income is allocated to accounting periods so as to reflect a constant periodic rate of return on the net investment outstanding in respect of the lease.

## 2.6 Non-current assets held for sale

The Company classifies non-current assets and (or disposal groups) as held for sale if their carrying amounts will be recovered principally through a sale rather than through continuing use. Actions required to complete the sale should indicate that it is unlikely that significant changes to the sale will be made or that the decision to sell will be withdrawn. Management must be committed to the sale expected within one year from the date of classification.

For these purposes, sale transactions include exchanges of non-current assets for other non-current assets when the exchange has commercial substance. The criteria for held for sale classification is regarded met only when the assets or disposal group is available for immediate sale in its present condition, subject only to terms that are usual and customary for sales of such assets (or disposal groups), its sale is highly probable; and it will genuinely be sold, not abandoned. The Company treats sale of the asset or disposal group to be highly probable when:

- The appropriate level of management is committed to a plan to sell the asset (or disposal group),
- An active programme to locate a buyer and complete the plan has been initiated
- The asset (or disposal group) is being actively marketed for sale at a price that is reasonable in relation to its current fair value,
- The sale is expected to qualify for recognition as a completed sale within one year from the date of classification, and
- Actions required to complete the plan indicate that it is unlikely those significant changes to the plan will be made or that the plan will be withdrawn.

## 2.7 Property, Plant and Equipment (PPE)

Land is carried at historical cost. Historical cost includes expenditure which are directly attributable to the acquisition of the land like, rehabilitation expenses, resettlement cost and compensation in lieu of employment incurred for concerned displaced persons etc.

After recognition, an item of all other Property, plant and equipment are carried at its cost less any accumulated depreciation and any accumulated impairment losses under Cost Model. The cost of an item of property, plant and equipment comprises:

- (a) its purchase price, including import duties and non-refundable purchase taxes, after deducting trade discounts and rebates.
- (b) any costs directly attributable to bringing the asset to the location and condition necessary for it to be capable of operating in the manner intended by management.
- (c) the initial estimate of the costs of dismantling and removing the item and restoring the site on which it is located, the obligation for which the Company incurs either when the item is acquired or as a consequence of having used the item during a particular period for purposes other than to produce inventories during that period.

Each part of an item of property, plant and equipment with a cost that is significant in relation to the total cost of the item depreciated separately. However, significant part(s) of an item of PPE having same useful life and depreciation method are grouped together in determining the depreciation charge.

Costs of the day to-day servicing described as for the 'repairs and maintenance' are recognised in the statement of profit and loss in the period in which the same are incurred.

Subsequent cost of replacing parts significant in relation to the total cost of an item of property, plant and equipment are recognised in the carrying amount of the item, if it is probable that future economic benefits associated with the item will flow to the Company; and the cost of the item can be measured reliably. The carrying amount of those parts that are replaced is derecognised in accordance with the derecognition policy mentioned below.

When major inspection is performed, its cost is recognised in the carrying amount of the item of property, plant and equipment as a replacement if it is probable that future economic benefits associated with the item will flow to the Company; and the cost of the item can be measured reliably. Any remaining carrying amount of the cost of the previous inspection (as distinct from physical parts) is derecognised.

An item of Property, plant or equipment is derecognised upon disposal or when no future economic benefits are expected from the continued use of assets. Any gain or loss arising on such derecognition of an item of property plant and equipment is recognised in profit and Loss.



# COAL INDIA LIMITED

A MAHARATNA COMPANY

Depreciation on property, plant and equipment, except freehold land, is provided as per cost model on straight line basis over the estimated useful lives of the asset as follows:

Other Land (incl. Leasehold Land)	:	Life of the project or lease term whichever is lower
Building	:	3-60 years
Roads	:	3-10 years
Telecommunication	:	3-9 years
Railway Sidings	:	15 years
Plant and Equipment	:	5-15 years
Computers and Laptops	:	3 Years
Office equipment	:	3-6 years
Furniture and Fixtures	:	10 years
Vehicles	:	8-10 years

Based on technical evaluation, the management believes that the useful lives given above best represents the period over which the management expects to use the asset. Hence the useful lives of the assets may be different from useful lives as prescribed under Part C of schedule II of Companies act, 2013.

The estimated useful life of the assets is reviewed at the end of each financial year.

The residual value of Property, plant and equipment is considered as 5% of the original cost of the asset except some items of assets such as, Coal tub, winding ropes, haulage ropes, stowing pipes & safety lamps etc. for which the technically estimated useful life has been determined to be one year with nil residual value.

Depreciation on the assets added / disposed of during the year is provided on pro-rata basis with reference to the month of addition / disposal.

Value of "Other Land" includes land acquired under Coal Bearing Area (Acquisition & Development) (CBA) Act, 1957, Land Acquisition Act, 1894, Right to Fair Compensation and Transparency in Land Acquisition, Rehabilitation and Resettlement (RFCTLAAR) Act, 2013, Long term transfer of government land etc., which is amortised on the basis of the balance life of the project; and in case of Leasehold land such amortisation is based on lease period or balance life of the project whichever is lower.

Fully depreciated assets, retired from active use are disclosed separately as surveyed off assets at its residual value under Property, plant Equipment and are tested for impairment.

Capital Expenses incurred by the company on construction/development of certain assets which are essential for production, supply of goods or for the access to any existing Assets of the company are recognised as Enabling Assets under Property, Plant and Equipment.

## 2.8 Mine Closure, Site Restoration and Decommissioning Obligation

The company's obligation for land reclamation and decommissioning of structures consists of spending at both surface and underground mines in accordance with the guidelines from Ministry of Coal, Government of India. The company estimates its obligation for Mine Closure, Site Restoration and Decommissioning based upon detailed calculation and technical assessment of the amount and timing of the future cash spending to perform the required work. Mine Closure expenditure is provided as per approved Mine Closure Plan. The estimates of expenses are escalated for inflation, and then discounted at a discount rate that reflects current market assessment of the time value of money and the risks, such that the amount of provision reflects the present value of the expenditures expected to be required to settle the obligation. The company records a corresponding asset associated with the liability for final reclamation and mine closure. The obligation and corresponding assets are recognised in the period in which the liability is incurred. The asset representing the total site restoration cost (as estimated by Central Mine Planning and Design Institute Limited) as per mine closure plan is recognised as a separate item in PPE and amortised over the balance project/mine life.

The value of the provision is progressively increased over time as the effect of discounting unwinds; creating an expense recognised as financial expenses.

Further, a specific escrow fund account is maintained for this purpose as per the approved mine closure plan.

The progressive mine closure expenses incurred on year to year basis forming part of the total mine closure obligation is initially recognised as receivable from escrow account and thereafter adjusted with the obligation in the year in which the amount is withdrawn after the concurrence of the certifying agency.

## 2.9 Exploration and Evaluation Assets

Exploration and evaluation assets comprise capitalised costs which are attributable to the search for coal and related resources, pending the determination of technical feasibility and the assessment of commercial viability of an identified resource which comprises inter alia the following:

- acquisition of rights to explore
- researching and analysing historical exploration data;
- gathering exploration data through topographical, geo chemical and geo physical studies;
- exploratory drilling, trenching and sampling;



- determining and examining the volume and grade of the resource;
- surveying transportation and infrastructure requirements;
- Conducting market and finance studies.

The above includes employee remuneration, cost of materials and fuel used, payments to contractors etc.

As the intangible component represents an insignificant/indistinguishable portion of the overall expected tangible costs to be incurred and recouped from future exploitation, these costs along with other capitalised exploration costs are recorded as exploration and evaluation asset.

Exploration and evaluation costs are capitalised on a project by project basis pending determination of technical feasibility and commercial viability of the project and disclosed as a separate line item under non-current assets. They are subsequently measured at cost less accumulated impairment/provision.

Once proved reserves are determined and development of mines/project is sanctioned, exploration and evaluation assets are transferred to "Development" under capital work in progress. However, if proved reserves are not determined, the exploration and evaluation asset is derecognised.

### 2.10 Development Expenditure

When proved reserves are determined and development of mines/project is sanctioned, capitalised exploration and evaluation cost is recognised as assets under construction and disclosed as a component of capital work in progress under the head "Development". All subsequent development expenditure is also capitalised. The development expenditure capitalised is net of proceeds from the sale of coal extracted during the development phase.

#### Commercial Operation

The project/mines are brought to revenue: when commercial readiness of a project/mine to yield production on a sustainable basis is established either on the basis of conditions specifically stated in the project report or on the basis of the following criteria:

- From beginning of the financial year immediately after the year in which the project achieves physical output of 25% of rated capacity as per approved project report, or
- 2 years of touching of coal, or
- From the beginning of the financial year in which the value of production is more than total, expenses.

Whichever event occurs first;

On being brought to revenue, the assets under capital work in progress are reclassified as a component of property, plant and equipment under the nomenclature "Other Mining Infrastructure". Other Mining Infrastructure are amortised from the year when the mine is brought under revenue in 20 years or working life of the project whichever is less.

### 2.11 Intangible Assets

Intangible assets acquired separately are measured on initial recognition at cost. The cost of intangible assets acquired in a business combination is their fair value at the date of acquisition. Following initial recognition, intangible assets are carried at cost less any accumulated amortisation (calculated on a straight-line basis over their useful lives) and accumulated impairment losses, if any.

Internally generated intangibles, excluding capitalised development costs, are not capitalised. Instead, the related expenditure is recognised in the statement of profit and loss and other comprehensive income in the period in which the expenditure is incurred. The useful lives of intangible assets are assessed as either finite or indefinite. Intangible assets with finite lives are amortised over their useful economic lives and assessed for impairment whenever there is an indication that the intangible asset may be impaired. The amortisation period and the amortisation method for an intangible asset with a finite useful life are reviewed at least at the end of each reporting period. Changes in the expected useful life or the expected pattern of consumption of future economic benefits embodied in the asset are considered to modify the amortisation period or method, as appropriate, and are treated as changes in accounting estimates. The amortisation expense on intangible assets with finite lives is recognised in the statement of profit and loss.

An intangible asset with an indefinite useful life is not amortised but is tested for impairment at each reporting date.

Gains or losses arising from derecognition of an intangible asset are measured as the difference between the net disposal proceeds and the carrying amount of the asset and are recognised in the statement of profit and loss

Exploration and Evaluation assets attributable to blocks identified for sale or proposed to be sold to outside agencies (i.e. for blocks not earmarked for CIL) are however, classified as Intangible Assets and tested for impairment.

Cost of Software recognized as intangible asset, is amortised on straight line method over a period of legal right to use or three years, whichever is less; with a nil residual value.

### 2.12 Impairment of Assets (other than financial assets)

The Company assesses at the end of each reporting period whether there is any indication that an asset may be impaired. If any such indication exists, the Company estimates the recoverable amount of the asset. An asset's recoverable amount is the higher of the asset's or cash-generating unit's value in use and its fair value less costs of disposal, and is determined for an individual asset, unless the asset does not generate cash inflows that are largely independent of those from other assets or groups of assets, in which case the recoverable amount is determined for the cash-generating unit to which the asset belongs. Company considers individual mines as separate cash generating units for the purpose of test of impairment.



# COAL INDIA LIMITED

A MAHARATNA COMPANY

If the recoverable amount of an asset is estimated to be less than its carrying amount, the carrying amount of the asset is reduced to its recoverable amount and the impairment loss is recognised in the Statement of Profit and Loss.

## 2.13 Investment Property

Property (land or a building or part of a building or both) held to earn rentals or for capital appreciation or both, rather than for, use in the production or supply of goods or services or for administrative purposes; or sale in the ordinary course of businesses are classified as investment property.

Investment property is measured initially at its cost, including related transaction costs and where applicable borrowing costs.

Investment properties are depreciated using the straight-line method over their estimated useful lives.

## 2.14 Financial Instruments

A financial instrument is any contract that gives rise to a financial asset of one entity and a financial liability or equity instrument of another entity.

### 2.14.1 Financial assets

#### 2.14.1 Initial recognition and measurement

All financial assets are recognised initially at fair value, in the case of financial assets not recorded at fair value through profit or loss, plus transaction costs that are attributable to the acquisition of the financial asset. Purchases or sales of financial assets that require delivery of assets within a time frame established by regulation or convention in the market place (regular way trades) are recognised on the trade date, i.e., the date that the Company commits to purchase or sell the asset.

#### 2.14.2 Subsequent measurement

For purposes of subsequent measurement, financial assets are classified in four categories:

- Debt instruments at amortised cost
- Debt instruments at fair value through other comprehensive income (FVTOCI)
- Debt instruments, derivatives and equity instruments at fair value through profit or loss (FVTPL)
- Equity instruments measured at fair value through other comprehensive income (FVTOCI)

##### 2.14.2.1 Debt instruments at amortised cost

A 'debt instrument' is measured at the amortised cost if both the following conditions are met:

- a) The asset is held within a business model whose objective is to hold assets for collecting contractual cash flows, and
- b) Contractual terms of the asset give rise on specified dates to cash flows that are solely payments of principal and interest (SPPI) on the principal amount outstanding.

After initial measurement, such financial assets are subsequently measured at amortised cost using the effective interest rate (EIR) method. Amortised cost is calculated by taking into account any discount or premium on acquisition and fees or costs that are an integral part of the EIR. The EIR amortisation is included in finance income in the profit or loss. The losses arising from impairment are recognised in the profit or loss.

##### 2.14.2.2 Debt instrument at FVTOCI

A 'debt instrument' is classified as at the FVTOCI if both of the following criteria are met:

- a) The objective of the business model is achieved both by collecting contractual cash flows and selling the financial assets, and
- b) The asset's contractual cash flows represent SPPI.

Debt instruments included within the FVTOCI category are measured initially as well as at each reporting date at fair value. Fair value movements are recognized in the other comprehensive income (OCI). However, the Company recognizes interest income, impairment losses & reversals and foreign exchange gain or loss in the P&L. On derecognition of the asset, cumulative gain or loss previously recognised in OCI is reclassified from the equity to P&L. Interest earned whilst holding FVTOCI debt instrument is reported as interest income using the EIR method.

##### 2.14.2.3 Debt instrument at FVTPL

FVTPL is a residual category for debt instruments. Any debt instrument, which does not meet the criteria for categorization as at amortized cost or as FVTOCI, is classified as at FVTPL.

In addition, the Company may elect to designate a debt instrument, which otherwise meets amortized cost or FVTOCI criteria, as at FVTPL. However, such election is allowed only if doing so reduces or eliminates a measurement or recognition inconsistency (referred to as 'accounting mismatch'). The Company has not designated any debt instrument as at FVTPL.

Debt instruments included within the FVTPL category are measured at fair value with all changes recognized in the P&L.

##### 2.14.2.4 Equity investments in subsidiaries, associates and Joint Ventures

In accordance of Ind AS 101 (First time adoption of Ind AS), the carrying amount of these investments as per previous GAAP as on the date of transition was considered to be the deemed cost. Subsequently Investment in subsidiaries, associates and joint ventures are measured at cost.

##### 2.14.2.5 Other Equity Investment

All other equity investments in scope of Ind AS 109 are measured at fair value through profit or loss.



For all other equity instruments, the Company may make an irrevocable election to present in other comprehensive income subsequent changes in the fair value. The Company makes such election on an instrument by-instrument basis. The classification is made on initial recognition and is irrevocable.

If the Company decides to classify an equity instrument as at FVTOCI, then all fair value changes on the instrument, excluding dividends, are recognized in the OCI. There is no recycling of the amounts from OCI to P&L even on sale of investment. However, the Company may transfer the cumulative gain or loss within equity.

Equity instruments included within the FVTPL category are measured at fair value with all changes recognized in the P&L.

#### 2.14.2.6 Derecognition

A financial asset (or, where applicable, a part of a financial asset or part of a group of similar financial assets) is primarily derecognised (i.e. removed from the balance sheet) when:

- The rights to receive cash flows from the asset have expired, or
- The Company has transferred its rights to receive cash flows from the asset or has assumed an obligation to pay the received cash flows in full without material delay to a third party under a 'pass-through' arrangement; and either (a) the Company has transferred substantially all the risks and rewards of the asset, or (b) the Company has neither transferred nor retained substantially all the risks and rewards of the asset, but has transferred control of the asset.

When the Company has transferred its rights to receive cash flows from an asset or has entered into a pass-through arrangement, it evaluates if and to what extent it has retained the risks and rewards of ownership. When it has neither transferred nor retained substantially all of the risks and rewards of the asset, nor transferred control of the asset, the Company continues to recognise the transferred asset to the extent of the Company's continuing involvement. In that case, the Company also recognises an associated liability. The transferred asset and the associated liability are measured on a basis that reflects the rights and obligations that the Company has retained. Continuing involvement that takes the form of a guarantee over the transferred asset is measured at the lower of the original carrying amount of the asset and the maximum amount of consideration that the Company could be required to repay.

#### 2.14.2.7 Impairment of financial assets (other than fair value)

In accordance with Ind AS 109, the Company applies expected credit loss (ECL) model for measurement and recognition of impairment loss on the following financial assets and credit risk exposure:

- a) Financial assets that are debt instruments, and are measured at amortised cost e.g., loans, debt securities, deposits, trade receivables and bank balance
- b) Financial assets that are debt instruments and are measured as at FVTOCI
- c) Lease receivables under Ind AS 17
- d) Trade receivables or any contractual right to receive cash or another financial asset that result from transactions that are within the scope of Ind AS 11 and Ind AS 18

The Company follows 'simplified approach' for recognition of impairment loss allowance on:

- Trade receivables or contract revenue receivables; and
- All lease receivables resulting from transactions within the scope of Ind AS 17

The application of simplified approach does not require the Company to track changes in credit risk. Rather, it recognises impairment loss allowance based on lifetime ECLs at each reporting date, right from its initial recognition.

### 2.14.3 Financial liabilities

#### 2.14.3.1 Initial recognition and measurement

The Company's financial liabilities include trade and other payables, loans and borrowings including bank overdrafts.

All financial liabilities are recognised initially at fair value and, in the case of loans and borrowings and payables, net of directly attributable transaction costs.

#### 2.14.3.2 Subsequent measurement

The measurement of financial liabilities depends on their classification, as described below:

#### 2.14.3.3 Financial liabilities at fair value through profit or loss

Financial liabilities at fair value through profit or loss include financial liabilities held for trading and financial liabilities designated upon initial recognition as at fair value through profit or loss. Financial liabilities are classified as held for trading if they are incurred for the purpose of repurchasing in the near term. This category also includes derivative financial instruments entered into by the Company that are not designated as hedging instruments in hedge relationships as defined by Ind AS 109. Separated embedded derivatives are also classified as held for trading unless they are designated as effective hedging instruments.

Gains or losses on liabilities held for trading are recognised in the profit or loss.

Financial liabilities designated upon initial recognition at fair value through profit or loss are designated as such at the initial date of recognition, and only if the criteria in Ind AS 109 are satisfied. For liabilities designated as FVTPL, fair value gains/ losses attributable to changes in own credit risk are recognized in OCI. These gains/ loss are not subsequently transferred to P&L. However, the Company may transfer the cumulative gain or loss within equity. All other changes in fair value of such liability are recognised in the statement of profit and loss. The Company has not designated any financial liability as at fair value through profit and loss.



### 2.14.3.4 Financial liabilities at amortised cost

After initial recognition, these are subsequently measured at amortised cost using the effective interest rate method. Gains and losses are recognised in profit or loss when the liabilities are derecognised as well as through the effective interest rate amortisation process. Amortised cost is calculated by taking into account any discount or premium on acquisition and fees or costs that are an integral part of the effective interest rate. The effective interest rate amortisation is included as finance costs in the statement of profit and loss. This category generally applies to borrowings.

### 2.14.3.5 Derecognition

A financial liability is derecognised when the obligation under the liability is discharged or cancelled or expires. When an existing financial liability is replaced by another from the same lender on substantially different terms, or the terms of an existing liability are substantially modified, such an exchange or modification is treated as the derecognition of the original liability and the recognition of a new liability. The difference between the carrying amount of a financial liability (or part of a financial liability) extinguished or transferred to another party and the consideration paid, including any non-cash assets transferred or liabilities assumed, shall be recognised in profit or loss.

### 2.14.4 Reclassification of financial assets

The Company determines classification of financial assets and liabilities on initial recognition. After initial recognition, no reclassification is made for financial assets which are equity instruments and financial liabilities. For financial assets which are debt instruments, a reclassification is made only if there is a change in the business model for managing those assets. Changes to the business model are expected to be infrequent. The Company's senior management determines change in the business model as a result of external or internal changes which are significant to the Company's operations. Such changes are evident to external parties. A change in the business model occurs when the Company either begins or ceases to perform an activity that is significant to its operations. If Company reclassifies financial assets, it applies the reclassification prospectively from the reclassification date which is the first day of the immediately next reporting period following the change in business model. The Company does not restate any previously recognised gains, losses (including impairment gains or losses) or interest.

The following table shows various reclassification and how they are accounted for

Original classification	Revised classification	Accounting treatment
Amortised cost	FVTPL	Fair value is measured at reclassification date. Difference between previous amortized cost and fair value is recognised in P&L.
FVTPL	Amortised Cost	Fair value at reclassification date becomes its new gross carrying amount. EIR is calculated based on the new gross carrying amount.
Amortised cost	FVTOCI	Fair value is measured at reclassification date. Difference between previous amortised cost and fair value is recognised in OCI. No change in EIR due to reclassification.
FVTOCI	Amortised cost	Fair value at reclassification date becomes its new amortised cost carrying amount. However, cumulative gain or loss in OCI is adjusted against fair value. Consequently, the asset is measured as if it had always been measured at amortised cost.
FVTPL	FVTOCI	Fair value at reclassification date becomes its new carrying amount. No other adjustment is required.
FVTOCI	FVTPL	Assets continue to be measured at fair value. Cumulative gain or loss previously recognized in OCI is reclassified to P&L at the reclassification date.

### 2.14.5 Offsetting of financial instruments

Financial assets and financial liabilities are offset and the net amount is reported in the consolidated balance sheet if there is a currently enforceable legal right to offset the recognised amounts and there is an intention to settle on a net basis, to realise the assets and settle the liabilities simultaneously.

### 2.14.6 Cash & Cash equivalents

Cash and cash equivalent in the balance sheet comprise cash at banks and on hand and short-term deposits with an original maturity of three months or less, which are subject to an insignificant risk of changes in value. For the purpose of the consolidated statement of cash flows, cash and cash equivalents consist of cash and short-term deposits, as defined above, net of outstanding bank overdrafts as they are considered an integral part of the company's cash management.

### 2.15 Borrowing Costs

Borrowing costs are expensed as and when incurred except where they are directly attributable to the acquisition, construction or production of qualifying assets i.e. the assets that necessarily takes substantial period of time to get ready for its intended use, in which case they are capitalised as part of the cost of those asset up to the date when the qualifying asset is ready for its intended use.



## 2.16 Taxation

Income tax expense represents the sum of the tax currently payable and deferred tax.

Current tax is the amount of income taxes payable (recoverable) in respect of the taxable profit (tax loss) for a period. Taxable profit differs from "profit before income tax" as reported in the statement of profit and loss and other comprehensive income because it excludes items of income or expense that are taxable or deductible in other years and it further excludes items that are never taxable or deductible. The company's liability for current tax is calculated using tax rates that have been enacted or substantively enacted by the end of the reporting period.

Deferred tax liabilities are generally recognised for all taxable temporary differences. Deferred tax assets are generally recognised for all deductible temporary difference to the extent that it is probable that taxable profits will be available against which those deductible temporary differences can be utilised. Such assets and liabilities are not recognised if the temporary difference arises from goodwill or from the initial recognition (other than in a business combination) of other assets and liabilities in a transaction that affects neither the taxable profit nor the accounting profit.

Deferred tax liabilities are recognised for taxable temporary differences associated with investments in subsidiaries and associates, except where the company is able to control the reversal of the temporary difference and it is probable that the temporary difference will not reverse in the foreseeable future. Deferred tax assets arising from deductible temporary differences associated with such investments and interests are only recognised to the extent that it is probable that there will be sufficient taxable profits against which to utilise the benefits of the temporary differences.

The carrying amount of deferred tax assets is reviewed at the end of each reporting period and reduced to the extent that it is no longer probable that sufficient taxable profits will be available to allow all or part of the asset to be recovered. Unrecognised deferred tax assets are reassessed at the end of each reporting year and are recognised to the extent that it has become probable that sufficient taxable profit will be available to allow all or part of the deferred tax asset to be recovered.

Deferred tax assets and liabilities are measured at the tax rates that are expected to apply in the period in which the liability is settled or the asset is realised, based on tax rate (and tax laws) that have been enacted or substantively enacted by the end of the reporting period.

The measurement of deferred tax liabilities and assets reflects the tax consequences that would follow from the manner in which the company expects, at the end of the reporting period, to recover or settle the carrying amount of its assets and liabilities.

Current and deferred tax are recognised in profit or loss, except when they relate to items that are recognised in other comprehensive income or directly in equity, in which case, the current and deferred tax are also recognised in other comprehensive income or directly in equity respectively. Where current tax or deferred tax arises from the initial accounting for a business combination, the tax effect is included in the accounting for the business combination.

## 2.17 Employee Benefits

### 2.17.1 Short-term Benefits

All short term employee benefits are recognized in the period in which they are incurred.

### 2.17.2 Post-employment benefits and other long term employee benefits

#### 2.17.2.1 Defined contributions plans

A defined contribution plan is a post-employment benefit plan for Provident fund and Pension under which the company pays fixed contribution into fund maintained by a separate statutory body (Coal Mines Provident Fund) constituted under an enactment of law and the company will have no legal or constructive obligation to pay further amounts. Obligations for contributions to defined contribution plans are recognised as an employee benefit expense in the statement of profit and loss in the periods during which services are rendered by employees.

#### 2.17.2.2 Defined benefits plans

A defined benefit plan is a post-employment benefit plan other than a defined contribution plan. Gratuity, leave encashment are defined benefit plans (with ceilings on benefits). The company's net obligation in respect of defined benefit plans is calculated by estimating the amount of future benefit that employees have earned in return of their service in the current and prior periods. The benefit is discounted to determine its present value and reduced by the fair value of plan assets, if any. The discount rate is based on the prevailing market yields of Indian Government securities as at the reporting date that have maturity dates approximating the terms of the company's obligations and that are denominated in the same currency in which the benefits are expected to be paid.

The application of actuarial valuation involves making assumptions about discount rate, expected rates of return on assets, future salary increases, mortality rates etc. Due to the long term nature of these plans, such estimates are subject to uncertainties. The calculation is performed at each balance sheet by an actuary using the projected unit credit method. When the calculation results in to the benefit to the company, the recognised asset is limited to the present value of the economic benefits available in the form of any future refunds from the plan or reduction in future contributions to the plan. An economic benefit is available to the company if it is realisable during the life of the plan, or on settlement of plan liabilities.

Re-measurement of the net defined benefit liability, which comprise actuarial gain and losses considering the return on plan assets (excluding interest) and the effects of the assets ceiling (if any, excluding interest) are recognised immediately in the other comprehensive income. The company determines the net interest expense (income) on the net defined benefit liability (asset) for the period by applying the discount rate used to measure the defined benefit obligation at the beginning of the annual period to the then net defined benefit liability (asset), taking into account any changes in the net defined benefit liability (asset) during the period as a result of contributions and benefit payments. Net interest expense and other expenses related to defined benefit plans are recognised in profit and loss.

When the benefits of the plan are improved, the portion of the increased benefit relating to past service by employees is recognised as expense immediately in the statement of profit and loss.



# COAL INDIA LIMITED

A MAHARATNA COMPANY

## 2.17.3 Other Employee benefits

Certain other employee benefits namely benefit on account of LTA, LTC, Life Cover scheme, Group personal Accident insurance scheme, settlement allowance, post-retirement medical benefit scheme and compensation to dependents of deceased in mine accidents etc., are also recognised on the same basis as described above for defined benefits plan. These benefits do not have specific funding.

## 2.18 Foreign Currency

The company's reported currency and the functional currency for majority of its operations is in Indian Rupees (INR) being the principal currency of the economic environment in which it operates.

Transactions in foreign currencies are converted into the reported currency of the company using the exchange rate prevailing at the transaction date. Monetary assets and liabilities denominated in foreign currencies outstanding at the end of the reporting period are translated at the exchange rates prevailing as at the end of reporting period. Exchange differences arising on the settlement of monetary assets and liabilities or on translating monetary assets and liabilities at rates different from those at which they were translated on initial recognition during the period or in previous financial statements are recognised in statement of profit and loss in the period in which they arise. Non-monetary items denominated in foreign currency are valued at the exchange rates prevailing on the date of transactions.

## 2.19 Stripping Activity Expense/Adjustment

In case of opencast mining, the mine waste materials ("overburden") which consists of soil and rock on the top of coal seam is required to be removed to get access to the coal and its extraction. This waste removal activity is known as 'Stripping'. In opencast mines, the company has to incur such expenses over the life of the mine (as technically estimated).

Therefore, as a policy, in the mines with rated capacity of one million tonnes per annum and above, cost of Stripping is charged on technically evaluated average stripping ratio (OB:COAL) at each mine with due adjustment for stripping activity asset and ratio-variance account after the mines are brought to revenue.

Net of balances of stripping activity asset and ratio variance at the Balance Sheet date is shown as Stripping Activity Adjustment under the head Non - Current Assets/ Non-Current Provisions as the case may be.

The reported quantity of overburden as per record is considered in calculating the ratio for OBR accounting where the variance between reported quantity and measured quantity is within the lower of the two alternative permissible limits, as detailed hereunder :-

Annual Quantum of OBR of the Mine	Permissible limits of variance	
	I	II
	%	Quantum (in Mill. Cu. Mtr.)
Less than 1 Mill. CUM	+/- 5%	0.03
Between 1 and 5 Mill. CUM	+/- 3%	0.20
More than 5 Mill. CUM	+/- 2%	

However, where the variance is beyond the permissible limits as above, the measured quantity is considered.

In case of mines with rated capacity of less than one million tonne, the above policy is not applied and actual cost of stripping activity incurred during the year is recognised in Statement of Profit and Loss.

## 2.20 Inventories

### 2.20.1 Stock of Coal

Inventories of coal/coke are stated at lower of cost and net realisable value. Cost of inventories are calculated using the First in First out method. Net realisable value represents the estimated selling price of inventories less all estimated costs of completion and costs necessary to make the sale.

Book stock of coal is considered in the accounts where the variance between book stock and measured stock is upto +/- 5% and in cases where the variance is beyond +/- 5% the measured stock is considered. Such stock are valued at net realisable value or cost whichever is lower. Coke is considered as a part of stock of coal.

Coal & coke-fines are valued at lower of cost or net realisable value and considered as a part of stock of coal.

Slurry (coking/semi-coking), middling of washeries, are valued at net realisable value and considered as a part of stock of coal.

### 2.20.2 Stores & Spares

The Stock of stores & spare parts (which also includes loose tools) at central & area stores are considered as per balances appearing in priced stores ledger and are valued at cost calculated on the basis of weighted average method. The inventory of stores & spare parts lying at collieries / sub-stores / drilling camps/ consuming centres are considered at the yearend only as per physically verified stores and are valued at cost.

Provisions are made at the rate of 100% for unserviceable, damaged and obsolete stores and spares and at the rate of 50% for stores & spares not moved for 5 years.



### 2.20.3 Other Inventories

Workshop jobs including work-in-progress are valued at cost. Stock of press jobs (including work in progress) and stationary at printing press and medicines at central hospital are valued at cost.

However, Stock of stationery (other than lying at printing press), bricks, sand, medicine (except at Central Hospitals), aircraft spares and scraps are not considered in inventory considering their value not being significant.

### 2.21 Provisions, Contingent Liabilities & Contingent Assets

Provisions are recognized when the company has a present obligation (legal or constructive) as a result of a past event, and it is probable that an outflow of economic benefits will be required to settle the obligation and a reliable estimate of the amount of the obligation can be made. Where the time value of money is material, provisions are stated at the present value of the expenditure expected to settle the obligation.

All provisions are reviewed at each balance sheet date and adjusted to reflect the current best estimate.

Where it is not probable that an outflow of economic benefits will be required, or the amount cannot be estimated reliably, the obligation is disclosed as a contingent liability, unless the probability of outflow of economic benefits is remote. Possible obligations, whose existence will only be confirmed by the occurrence or non-occurrence of one or more future uncertain events not wholly within the control of the company, are also disclosed as contingent liabilities unless the probability of outflow of economic benefits is remote.

Contingent Assets are not recognised in the financial statements. However, when the realisation of income is virtually certain, then the related asset is not a contingent asset and its recognition is appropriate.

### 2.22 Earnings per share

Basic earnings per share are computed by dividing the net profit after tax by the weighted average number of equity shares outstanding during the period. Diluted earnings per shares is computed by dividing the profit after tax by the weighted average number of equity shares considered for deriving basic earnings per shares and also the weighted average number of equity shares that could have been issued upon conversion of all dilutive potential equity shares.

### 2.23 Judgements, Estimates and Assumptions

The preparation of the financial statements in conformity with Ind AS requires management to make estimates, judgements and assumptions that affect the application of accounting policies and the reported amounts of assets and liabilities, the disclosures of contingent assets and liabilities at the date of financial statements and the amount of revenue and expenses during the reported period. Application of accounting policies involving complex and subjective judgements and the use of assumptions in these financial statements have been disclosed. Accounting estimates could change from period to period. Actual results could differ from those estimates. Estimates and underlying assumptions are reviewed on an ongoing basis. Revisions to accounting estimate are recognised in the period in which the estimates are revised and, if material, their effects are disclosed in the notes to the financial statements.

#### 2.23.1 Judgements

In the process of applying the Company's accounting policies, management has made the following judgements, which have the most significant effect on the amounts recognised in the financial statements:

##### 2.23.1.1 Formulation of Accounting Policies

Accounting policies are formulated in a manner that result in financial statements containing relevant and reliable information about the transactions, other events and conditions to which they apply. Those policies need not be applied when the effect of applying them is immaterial.

In the absence of an Ind AS that specifically applies to a transaction, other event or condition, management has used its judgement in developing and applying an accounting policy that results in information that is:

- a) relevant to the economic decision-making needs of users and
- b) reliable in that financial statements:
  - (i) represent faithfully the financial position, financial performance and cash flows of the Company; (ii) reflect the economic substance of transactions, other events and conditions, and not merely the legal form; (iii) are neutral, i.e. free from bias; (iv) are prudent; and (v) are complete in all material respects on a consistent basis.

In making the judgement management refers to, and considers the applicability of, the following sources in descending order:

- (a) the requirements in Ind ASs dealing with similar and related issues; and
- (b) the definitions, recognition criteria and measurement concepts for assets, liabilities, income and expenses in the Framework.

In making the judgement, management considers the most recent pronouncements of International Accounting Standards Board and in absence thereof those of the other standard-setting bodies that use a similar conceptual framework to develop accounting standards, other accounting literature and accepted industry practices, to the extent that these do not conflict with the sources in above paragraph.

The Company operates in the mining sector (a sector where the exploration, evaluation, development production phases are based on the varied topographical and geomining terrain spread over the lease period running over decades and prone to constant changes), the accounting policies whereof have evolved based on specific industry practices supported by research committees and approved by the various regulators owing to its consistent application over the last several decades. In the absence of specific accounting literature, guidance and standards in certain specific areas which are in the process of evolution. The Company continues to strive to develop accounting policies in line with the development of accounting literature and any development therein shall be accounted for prospectively as per the procedure laid down above more particularly in Ind AS 8.

The financial statements are prepared on going concern basis using accrual basis of accounting.



### 2.23.1.2 Materiality

Ind AS applies to items which are material. Management uses judgement in deciding whether individual items or groups of item are material in the financial statements. Materiality is judged by reference to the size and nature of the item. The deciding factor is whether omission or misstatement could individually or collectively influence the economic decisions that users make on the basis of the financial statements. Management also uses judgement of materiality for determining the compliance requirement of the Ind AS. In particular circumstances either the nature or the amount of an item or aggregate of items could be the determining factor. Further the Company may also be required to present separately immaterial items when required by law.

### 2.23.1.3 Operating lease

Company has entered into lease agreements. The Company has determined, based on an evaluation of the terms and conditions of the arrangements, such as the lease term not constituting a major part of the economic life of the commercial property and the fair value of the asset, that it retains all the significant risks and rewards of ownership of these properties and accounts for the contracts as operating leases.

### 2.23.2 Estimates and assumptions

The key assumptions concerning the future and other key sources of estimation uncertainty at the reporting date, that have a significant risk of causing a material adjustment to the carrying amounts of assets and liabilities within the next financial year, are described below. The Company based its assumptions and estimates on parameters available when the consolidated financial statements were prepared. Existing circumstances and assumptions about future developments, however, may change due to market changes or circumstances arising that are beyond the control of the Company. Such changes are reflected in the assumptions when they occur.

#### 2.23.2.1 Impairment of non-financial assets

There is an indication of impairment if, the carrying value of an asset or cash generating unit exceeds its recoverable amount, which is the higher of its fair value less costs of disposal and its value in use. Company considers individual mines as separate cash generating units for the purpose of test of impairment. The value in use calculation is based on a DCF model. The cash flows are derived from the budget for the next five years and do not include restructuring activities that the Company is not yet committed to or significant future investments that will enhance the asset's performance of the CGU being tested. The recoverable amount is sensitive to the discount rate used for the DCF model as well as the expected future cash-inflows and the growth rate used for extrapolation purposes. These estimates are most relevant to other mining infrastructures. The key assumptions used to determine the recoverable amount for the different CGUs, are disclosed and further explained in respective notes.

#### 2.23.2.2 Taxes

Deferred tax assets are recognised for unused tax losses to the extent that it is probable that taxable profit will be available against which the losses can be utilised. Significant management judgement is required to determine the amount of deferred tax assets that can be recognised, based upon the likely timing and the level of future taxable profits together with future tax planning strategies.

#### 2.23.2.3 Defined benefit plans

The cost of the defined benefit gratuity plan and other post-employment medical benefits and the present value of the gratuity obligation are determined using actuarial valuations. An actuarial valuation involves making various assumptions that may differ from actual developments in the future. These include the determination of the discount rate, future salary increases and mortality rates.

Due to the complexities involved in the valuation and its long-term nature, a defined benefit obligation is highly sensitive to changes in these assumptions. All assumptions are reviewed at each reporting date. The parameter most subject to change is the discount rate. In determining the appropriate discount rate for plans operated in India, the management considers the interest rates of government bonds in currencies consistent with the currencies of the post-employment benefit obligation.

The mortality rate is based on publicly available mortality tables of the country. Those mortality tables tend to change only at interval in response to demographic changes. Future salary increases and gratuity increases are based on expected future inflation rate.

#### 2.23.2.4 Fair value measurement of financial instruments

When the fair values of financial assets and financial liabilities recorded in the balance sheet cannot be measured based on quoted prices in active markets, their fair value is measured using generally accepted valuation techniques including the DCF model. The inputs to these models are taken from observable markets where possible, but where this is not feasible, a degree of judgement is required in establishing fair values. Judgements include considerations of inputs such as liquidity risk, credit risk, volatility and other relevant input /considerations. Changes in assumptions and estimates about these factors could affect the reported fair value of financial instruments.

#### 2.23.2.5 Intangible asset under development

The Company capitalises intangible asset under development for a project in accordance with the accounting policy. Initial capitalisation of costs is based on management's judgement that technological and economic feasibility is confirmed, usually when a project report is formulated and approved.



### 2.23.2.6 Provision for Mine Closure, Site Restoration and Decommissioning Obligation

In determining the fair value of the provision for Mine Closure, Site Restoration and Decommissioning Obligation, assumptions and estimates are made in relation to discount rates, the expected cost of site restoration and dismantling and the expected timing of those costs. The Company estimates provision using the DCF method considering life of the project/mine based on —

- Estimated cost per hectare as specified in guidelines issued by ministry of Coal, Government of India
- The discount rate (pre tax rate) that reflect current market assessments of the time value of money and the risks specific to the liability.

### 2.24 Abbreviation used:

a.	CGU	Cash generating unit	l.	ECL	Eastern Coalfields Limited
b.	DCF	Discounted Cash Flow	m.	BCCL	Bharat Coking Coal Limited
c.	FVTOCI	Fair value through Other Comprehensive Income	n.	CCL	Central Coalfields Limited
d.	FVTPL	Fair value through Profit & Loss	o.	SECL	South Eastern Coalfields Limited
e.	GAAP	Generally accepted accounting principles	p.	MCL	Mahanadi Coalfields Limited
f.	Ind AS	Indian Accounting Standards	q.	NCL	Northern Coalfields Limited
g.	OCI	Other Comprehensive Income	r.	WCL	Western Coalfields Limited
h.	P&L	Profit and Loss	s.	CMPDIL	Central Mine Planning & Design Institute Limited
i.	PPE	Property, Plant and Equipment	t.	NEC	North Eastern Coalfields
j.	SPPI	Solely Payment of Principal and Interest	u.	IICM	Indian Institute of Coal Management
k.	EIR	Effective Interest Rate	v.	CIL	Coal India Limited



# COAL INDIA LIMITED

A MAHARATNA COMPANY

**NOTES TO THE FINANCIAL STATEMENTS**  
**NOTE 3 : PROPERTY, PLANT AND EQUIPMENT**

( in crore )

	Freehold Land	Other Land	Land Reclamation/ Site Restoration Costs	Building (including water supply, roads and culverts)	Plant and Equipments	Telecommunication	Railway Sidings	Furniture and Fixtures	Office Equipments	Vehicles	Aircraft	Other Mining Infrastructure	Surveyed off Assets	Others	Total
<b>Gross Carrying Amount:</b>															
As at 1 April 2016	11.81	0.92	11.20	213.48	64.15	2.61	0.38	16.99	9.77	1.64	0.58	0.18	0.06		333.77
Additions	0.24	-	-	2.56	1.70	0.30	-	0.32	1.30	0.13	-	-	0.03		6.58
Deletions/ Adjustments	-	-	-	-0.03	-0.02	-	-	-	-0.30	-0.01	-	-	-0.04		-0.40
<b>As at 31 March 2017</b>	12.05	0.92	11.20	216.01	65.83	2.91	0.38	17.31	10.77	1.76	0.58	0.18	0.05		339.95
As at 1 April 2017	12.05	0.92	11.20	216.01	65.83	2.91	0.38	17.31	10.77	1.76	0.58	0.18	0.05		339.95
Additions	0.10	-	-	3.44	5.53	0.21	-	0.23	2.96	0.22	-	-	0.05		12.74
Deletions/ Adjustments	-	-	-	-0.05	-0.20	-	-	-	-0.50	-0.09	-	-	-0.01		-0.85
<b>As at 31 March 2018</b>	12.15	0.92	11.20	219.40	71.16	3.12	0.38	17.54	13.23	1.89	0.58	0.18	0.09		351.84
<b>Accumulated Depreciation and Impairment</b>															
As at 1 April 2016	-	0.01	1.09	4.79	5.70	0.37	-	1.55	2.49	0.40	-	0.02	-		16.42
Charge for the period	-	0.01	1.09	5.34	5.70	0.35	-	1.68	2.76	0.40	-	0.02	-		17.35
Impairment	-	-	-	-	-	-	-	-	-	-	-	-	0.05		0.05
Deletions/ Adjustments	-	-	-	-	-	-	-	-	-	-	-	-	-		-
<b>As at 31 March 2017</b>	-	0.02	2.18	10.13	11.40	0.72	-	3.23	5.25	0.80	-	0.04	0.05		33.82
As at 1 April 2017	-	0.02	2.18	10.13	11.40	0.72	-	3.23	5.25	0.80	-	0.04	0.05		33.82
Charge for the period	-	0.01	1.09	5.43	5.91	0.32	-	1.69	2.78	0.24	-	0.02	-		17.49
Impairment	-	-	-	-	-	-	-	-	0.01	-	-	-	-		0.01
Deletions/ Adjustments	-	-	-	-0.01	-0.17	-	-	-	-0.04	-0.01	-	-	-		-0.23
<b>As at 31 March 2018</b>	-	0.03	3.27	15.55	17.14	1.04	-	4.92	8.00	1.03	-	0.06	0.05		51.09
<b>Net Carrying Amount</b>															
As at 31 March 2017	12.15	0.89	7.93	203.85	54.02	2.08	0.38	12.62	5.23	0.86	0.58	0.12	0.04		300.75
As at 31 March 2018	12.05	0.90	9.02	205.88	54.43	2.19	0.38	14.08	5.52	0.96	0.58	0.14	-		306.13

**Note:****1. Land:**

- 5487.985 hectares of total land is in the possession of NEC, out of which 998.165 hectares constitutes of free hold land and remaining 4489.82 hectares as leasehold land. Out of above, 946.51 hectares of free hold land and the entire 4489.82 hectares of leasehold land were acquired by the company in the process of Nationalisation for which nil value was recorded in the books.

**2. Dankuni Coal Complex / Indian Institute of Coal Management :**

- Fixed assets comprising power plant and related building and other assets having written down value as on 31.03.2018 of ₹ 10.68 Crore, continue to be let out to South Eastern Coalfields Ltd. for a lease rent of ₹ 1.80 Crore per annum under cancellable operating lease agreement. The above written down value of ₹ 10.68 Crore includes land of ₹ 3.73 Crore (at cost) and building of ₹ 4.83 Crore (at WDV).
- Fixed assets comprising plant & machinery and related building and other assets having written down value as on 31.03.2018 of ₹ 12.50 Crore have been let out to Indian Institute of Coal Management, a registered society under Societies Registration Act, 1860 for an annual lease rent of ₹ 1.80 Crore under cancellable operating lease agreement.

**NOTES TO THE FINANCIAL STATEMENTS****NOTE 4 : CAPITAL WIP**

(` in crore)

	Building (including water supply, roads and culverts)	Plant and Equipments	Railway Sidings	Other Mining infrastructure/ Development	Others	Total
<b>Gross Carrying Amount:</b>						
As at 1 April 2016	0.73	0.22	-	12.18	-	13.13
Additions	0.72	0.71	-	-	-	1.43
Capitalisation/ Deletions	-1.01	-0.03	-	-	-	-1.04
<b>As at 31 March 2017</b>	0.44	0.90	-	12.18	-	13.52
As at 1 April 2017	0.44	0.90	-	12.18	-	13.52
Additions	61.95	0.90	-	43.57	-	106.42
Capitalisation/ Deletions	-0.26	-0.68	-	-	-	-0.94
<b>As at 31 March 2018</b>	62.13	1.12	-	55.75	-	119.00
<b>Provision and Impairment</b>						
As at 1 April 2016	-	-	-	-	-	-
Charge for the period	-	-	-	-	-	-
Impairment	-	-	-	-	-	-
Deletions/Adjustments	-	-	-	-	-	-
<b>As at 31 March 2017</b>	-	-	-	-	-	-
As at 1 April 2017	-	-	-	-	-	-
Charge for the period	-	-	-	-	-	-
Impairment	-	-	-	-	-	-
Deletions/Adjustments	-	-	-	-	-	-
<b>As at 31 March 2018</b>	-	-	-	-	-	-
<b>Net Carrying Amount</b>						
As at 31 March 2018	62.13	1.12	-	55.75	-	119.00
As at 31 March 2017	0.44	0.90	-	12.18	-	13.52



# COAL INDIA LIMITED

A MAHARATNA COMPANY

## NOTES TO THE FINANCIAL STATEMENTS

### NOTE 5 : EXPLORATION AND EVALUATION ASSETS

(` in crore)

	Exploration and Evaluation Costs
<b>Gross Carrying Amount:</b>	
As at 1 April 2016	14.89
Additions	-
Capitalisation/ Deletions	-
<b>As at 31 March 2017</b>	<b>14.89</b>
As at 1 April 2017	14.89
Additions	1.21
Deletions/Adjustments	-
<b>As at 31 March 2018</b>	<b>16.10</b>
<b>Amortisation and Impairment</b>	
As at 1 April 2016	-
Charge for the period	-
Impairment	-
Deletions/Adjustments	-
<b>As at 31 March 2017</b>	<b>-</b>
As at 1 April 2017	-
Charge for the period	-
Impairment	0.41
Deletions/Adjustments	-
<b>As at 31 March 2018</b>	<b>0.41</b>
<b>Net Carrying Amount</b>	
As at 31 March 2018	15.69
As at 31 March 2017	14.89



## NOTES TO THE FINANCIAL STATEMENTS

## NOTE 6 : INTANGIBLE ASSETS

(` in Crore)

	Computer Software	Others	Total
<b>Gross Carrying Amount:</b>			
As at 1 April 2016	0.50	-	0.50
Additions	-	-	-
Capitalisation/ Deletions	-	-	-
<b>As at 31 March 2017</b>	<b>0.50</b>	<b>-</b>	<b>0.50</b>
As at 1 April 2017	0.50	-	0.50
Additions	0.37	-	0.37
Deletions/Adjustments	-	-	-
<b>As at 31 March 2018</b>	<b>0.87</b>	<b>-</b>	<b>0.87</b>
<b>Amortisation and Impairment</b>			
As at 1 April 2016	0.03	-	0.03
Charge for the period	0.16	-	0.16
Impairment	-	-	-
Deletions/Adjustments	-	-	-
<b>As at 31 March 2017</b>	<b>0.19</b>	<b>-</b>	<b>0.19</b>
As at 1 April 2017	0.19	-	0.19
Charge for the period	0.24	-	0.24
Impairment	-	-	-
Deletions/Adjustments	-	-	-
<b>As at 31 March 2018</b>	<b>0.43</b>	<b>-</b>	<b>0.43</b>
<b>Net Carrying Amount</b>			
<b>As at 31 March 2018</b>	<b>0.44</b>	<b>-</b>	<b>0.44</b>
<b>As at 31 March 2017</b>	<b>0.31</b>	<b>-</b>	<b>0.31</b>



# COAL INDIA LIMITED

A MAHARATNA COMPANY

## NOTES TO THE FINANCIAL STATEMENTS-STANDALONE

### NOTE - 7 : INVESTMENTS

					(` in Crore)	
Non Current	Percentage (%) holding	Number of shares	Face value per share	As at 31.03.2018	As at 31.03.2017	
<b>(a) Investment in Equity Instruments</b>						
<b>(i) Equity Shares in Subsidiary Companies</b>						
Eastern Coalfields Limited (Sanctoria, West Bengal)	100%	22184500	1000	2218.45	2218.45	
Central Coalfields Limited (Ranchi, Jharkhand )	(100%)	(22184500)	(1000)			
Bharat Coking Coal Limited (Dhanbad, Jharkhand)	100%	9400000	1000	940.00	940.00	
Western Coalfields Limited (Nagpur, Maharastra)	(100%)	(9400000)	(1000)			
Central Mine Planning & Design Institute Limited (Ranchi , Jharkhand) (See Note 7)	100%	21180000	1000	2118.00	2118.00	
Northern Coalfields Limited (Singrauli, Madhya Pradesh ) (See Note 7)	(100%)	(21180000)	(1000)			
South Eastern Coalfields Limited (Bilaspur, Chattisgarh) (See Note 7)	100%	2971000	1000	297.10	297.10	
Mahanadi Coalfields Limited (Sambalpur, Odisha) (See Note 7)	(100%)	(2971000)	(1000)			
Coal India Africana Limitada (Moatize, Mozambique)	100%	380800	1000	19.04	19.04	
	(100%)	(190400)	(1000)			
	100%	6827965	1000	136.56	136.56	
	(100%)	(1365593)	(1000)			
	100%	7170600	1000	298.78	298.78	
	(100%)	(2987750)	(1000)			
	100%	7061330	1000	141.23	141.23	
	(100%)	(1412266)	(1000)			
	100%	(Quota Capital)		0.01	0.01	
<b>Total (a) (i)</b>				<b>6169.17</b>	<b>6169.17</b>	
<b>(ii) Equity Shares in Joint Venture Companies</b>						
International Coal Venture Private Limited , New Delhi	0.19%	2800000	10	2.80	2.80	
CIL NTPC Urja Private Limited, New Delhi	(0.22%)	(2800000)	(10)			
Talcher Fertilizers Limited, Bhubneswar, Odisha	50%	76900	10	0.08	0.08	
Hidustan Urvarak & Rasayan Limited, Kolkata	(50%)	(76900)	(10)			
	33.32%	5015000	10	5.02	0.02	
	(30.00%)	(15000)	(10)			
	33.33%	333250000	10	333.25	5.03	
	(33.28%)	(5025000)	(10)			
<b>Total (a) (ii)</b>				<b>341.15</b>	<b>7.93</b>	
<b>(iii) Other Equity (Preference Share classified as Equity Component)</b>						
5% redeemable cumulative Preference Shares in Bharat Coking Coal Ltd.				1057.52	1057.52	
6% redeemable cumulative Preference Shares in Eastern Coalfields Ltd.				855.61	855.61	
<b>Total (a) (iii)</b>				<b>1913.13</b>	<b>1913.13</b>	
<b>Total (a)</b>				<b>8423.45</b>	<b>8090.23</b>	
<b>(b) Investment in Preference Shares</b>						
<b>Preference Shares in Subsidiary Companies-Classified as debt Component</b>						
5% redeemable cumulative Preference Shares in Bharat Coking Coal Ltd.		25390000	1000	2176.78	2015.54	
6% redeemable cumulative Preference Shares in Eastern Coalfields Ltd.		(25390000)	(1000)			
		20509700	1000	1537.16	1423.30	
		(20509700)	(1000)			
<b>Total (b)</b>				<b>3713.94</b>	<b>3438.84</b>	
<b>Total (a + b) :</b>				<b>12137.39</b>	<b>11529.07</b>	
Aggregate amount of unquoted investments:				12137.39	11529.07	
Aggregate amount of quoted investments:				-	-	
Market value of quoted investments:				-	-	
Aggregate amount of impairment in value of investments:				-	-	
Refer note 38 (1) for classification						



## NOTES TO THE FINANCIAL STATEMENTS-STANDALONE

## NOTE - 7 (contd.) NON - CURRENT INVESTMENTS - Unquoted at Cost

## 1. Investment in Eastern Coalfields Limited (ECL) and Bharat Coking Coal Limited (BCCL)

The investment in Equity Shares of BCCL, a wholly owned subsidiary, is long term and strategic in nature. The Book Value of investment in BCCL as on 31.03.2018 is ₹ 2118.00 crore against which the accumulated loss as on 31.03.2018 is ₹ 2546.82 crore (₹ 1249.40 crore). The accumulated losses as on 31.03.2018 has come down to ₹ 2546.82 crore from ₹ 4106.03 crore as on 31.03.2013 (i.e. the end of the year in which it came out of BIFR).

Similarly, the investment in Equity Shares of ECL, a wholly owned subsidiary, is also long term and strategic in nature. The Book Value of investment in ECL as on 31.03.2018 is ₹ 2218.45 crore against which the accumulated loss as on 31.03.2018 is ₹ 2731.93 crore (₹ 1907.76 crore). The accumulated losses as on 31.03.2018 has come to ₹ 2731.93 crore from ₹ 2716.00 crore as on 31.03.2015 (i.e. the end of the year in which it came out of BIFR).

In view of these companies turning around and the investments in these companies being long term and strategic in nature, book value of investment has been considered.

## 2. Investment in Coal India Africana Limitada (CIAL) (100% owned subsidiary –Overseas)

Coal India Ltd., has formed a 100% owned Subsidiary in Republic of Mozambique, named "Coal India Africana Limitada" to explore non-coking coal properties in Mozambique. The initial paid up capital on such formation (known as "Quota Capital") is ₹ 0.01 crore. The investment by CIL in CIAL is strategic and long term in nature. The advance given by CIL to CIAL has been fully provided for because the expenses incurred till date are for the coal blocks which could not be turned into feasible projects. Pursuant to the directives of CIL Board, a request was made through Govt. of India for allocation of a new prospective coal block, the response for which from Mozambique government is awaited. In view of above, the investment does not have any indication for impairment and as such the same are valued at cost.

## 3. Investment in International Coal Ventures Pvt. Ltd.

CIL has entered into a Memorandum of Understanding (vide approval from its Board in 237<sup>th</sup> meeting held on 24<sup>th</sup> November, 2007) regarding formation of Special Purpose Vehicle (SPV) through joint venture involving CIL/SAIL/RINL/NTPC & NMDC for acquisition of coking coal properties abroad. The formation of the SPV had been approved by the Government of India, vide its approval dated 8<sup>th</sup> November, 2007.

The aforesaid SPV viz. International Coal Ventures Pvt. Ltd. was incorporated under Companies Act, 1956 on 20<sup>th</sup> May, 2009 initially with an authorised capital of ₹ 1.00 crore and paid up capital of ₹ 0.70 crore. The authorised Capital and paid up Capital as on 31.03.2018 stood at ₹ 3500.00 Crore and ₹ 1450.67 Crore respectively. Out of above paid up capital, Coal India Ltd. is owning 0.19% share i.e. ₹ 2.80 crore face value of equity shares.

## 4. Investment in CIL NTPC Urja Private Ltd.

CIL NTPC Urja Pvt.Ltd., a 50:50 joint venture company was formed on 27<sup>th</sup> April' 2010 between CIL & NTPC for setting up of joint integrated power plants along with mining of coal. Coal India Ltd. is presently holding 50% equity shares of face value of ₹ 0.08 crore in the joint venture Company.

## 5. Investment in Talcher Fertilizers Limited

A Joint venture company named "Talcher Fertilizers Limited" (formerly known as Rashtriya Coal Gas Fertilizers Limited) was incorporated on 13<sup>th</sup> November, 2015 under the Companies Act, 2013 under a joint venture agreement dated 27<sup>th</sup> October, 2015, among Coal India Limited (CIL), Rashtriya Chemicals and Fertilizers Limited, GAIL (India) Limited and Fertilizer Corporation of India Limited with an authorised share capital of ₹ 50 Crore, out of which CIL shall hold 29.67% share capital. However, presently Coal India Limited has invested ₹ 5.02 crore (i.e. 33.32%) in the joint venture company upto 31.03.2018.

## 6. Investment in Hindustan Urvarak and Rasayan Limited

By virtue of agreement dated 16<sup>th</sup> May, 2016 made between CIL and NTPC Ltd., a joint venture company named Hindustan Urvarak and Rasayan Limited (HURL) was formed. Subsequently, joint venture agreement has been revised on 31<sup>st</sup> October, 2016 to include IOCL, FCIL and HFCL as joint venture partners. The authorised share capital of the company is ₹ 1000.00 Crore, out of which CIL shall hold 29.67% share capital. However, presently Coal India Limited has invested ₹ 333.25 crore (i.e. 33.33%) in the joint venture company upto 31.03.2018.

7. During the year Northern Coalfields Limited (NCL), Mahanadi Coalfields Limited (MCL), South Eastern Coalfields Limited (SECL) and Coal Mine Planning and Design Institute Limited (CMPDIL) issued Bonus shares in the ratio of 4:1, 4:1, 7:5 and 1:1 respectively. No. of shares issued as Bonus Shares by NCL, MCL, SECL and CMPDIL are 5462372 equity shares of ₹ 1000 each, 5649064 equity shares of ₹ 1000 each, 41,82,850 equity shares of ₹ 1000 and 1,90,400 equity shares of ₹ 1000 each respectively.

## Current

	Number of units	NAV (In ₹)	As at 31.03.2018	(₹ in Crore) As at 31.03.2017
<b>Investment in Mutual Fund</b>				
UTI Mutual Fund	255591.968 (299529.434)	1019.4457 (1019.4457)	26.06	30.54
BOI AXA Mutual Fund	Nil (295769.562)	1002.6483 (1002.6483)	0.00	29.65
<b>Total :</b>			<b>26.06</b>	<b>60.19</b>
Aggregate of Quoted Investment:			-	-
Aggregate of unquoted investments:			26.06	60.19
Market value of Quoted Investment:			-	-
Aggregate amount of impairment in value of investments:			-	-

CIL invests in liquid schemes (daily dividend) of the above mutual funds. In the daily dividend schemes, dividends are received on daily basis in the form of units of mutual fund scheme and the value of the NAV of the scheme remain constant.

Refer note 38 (1) for classification



# COAL INDIA LIMITED

A MAHARATNA COMPANY

## NOTES TO THE FINANCIAL STATEMENTS-STANDALONE

### NOTE - 8 : LOANS

	( ` in Crore)	
	As at 31.03.2018	As at 31.03.2017
<b>Non-Current</b>		
<b>Loans to Employees</b>		
- Secured, considered good	0.40	0.43
- Unsecured, considered good	-	-
- Doubtful	-	-
Less: Allowance for doubtful loans	-	-
	0.40	0.43
<b>Loans to body corporates</b>		
- Secured, considered good	-	-
- Unsecured, considered good	-	-
- Doubtful	1.50	1.50
Less: Allowance for doubtful loans	1.50	1.50
	-	-
<b>TOTAL</b>	<b>0.40</b>	<b>0.43</b>
<b>CLASSIFICATION</b>		
Secured, considered good	0.40	0.43
Unsecured, Considered good	-	-
Doubtful	1.50	1.50
<b>Current</b>		
<b>Loans to Related parties</b>		
- Secured, considered good	-	-
- Unsecured, considered good	-	1,200.00
- Doubtful	-	-
Less: Allowance for doubtful loans	-	-
	-	1,200.00
<b>Loans to other body corporates</b>		
- Secured, considered good	-	-
- Unsecured, considered good	1.87	8.84
- Doubtful	-	-
Less: Allowance for doubtful loans	-	-
	1.87	8.84
<b>Loans to Employees</b>		
- Secured, considered good	0.01	0.16
- Unsecured, considered good	-	-
- Doubtful	-	-
Less: Allowance for doubtful loans	-	-
	0.01	0.16
<b>TOTAL</b>	<b>1.88</b>	<b>1,209.00</b>
<b>CLASSIFICATION</b>		
Secured, considered good	0.01	0.16
Unsecured, Considered good	1.87	1,208.84
Doubtful	-	-

Refer note 38 (1) for classification

#### Loans to Related parties

Coal India Limited (Holding Co.) extended a short term loan to its wholly owned subsidiaries viz. Mahanadi Coalfields Limited ( ` 700.00 crore), Northern Coalfields Limited ( ` 250.00 crore) and South Eastern Coalfields Limited ( ` 250.00 crore) for the purpose of its business activities @6.35% per annum during FY 2016-17 which has been repaid during FY 2017-18.



## NOTES TO THE FINANCIAL STATEMENTS-STANDALONE

## NOTE - 9 : OTHER FINANCIAL ASSETS

(₹ in Crore)

	As at 31.03.2018		As at 31.03.2017	
<b>Non Current</b>				
Deposits with bank under				
- Mine Closure Plan <sup>1</sup>		45.08		38.74
- Shifting & Rehabilitation Fund scheme*		3,627.00		3,259.27
Other deposits	0.31		0.66	
Less : Allowance for doubtful deposits	0.01	0.30	0.01	0.65
Security Deposit for utilities	4.25		2.74	
Less : Allowance for doubtful deposits	0.17	4.08	0.17	2.57
Receivable for Exploratory drilling work <sup>2</sup>	45.36		61.27	
Less: Allowance	45.36	-	61.27	-
<b>TOTAL</b>		<b>3,676.46</b>		<b>3,301.23</b>

1. **Deposit with bank under Mine Closure Plan**

Following the guidelines from Ministry of Coal, Government of India for preparation of Mine Closure Plan, an Escrow Account has been opened. The interest earned/accrued during the year on such Escrow Account for ₹ 2.41 crore (₹ 0.71 crore) is included in interest income from deposit with banks disclosed in Note-25. (Refer Note 21 for Provision for Site Restoration/Mine Closure)

2. **Receivable for Exploratory Drilling Work**

In view of critically weak financial position of ECL, which was under BIFR till 31<sup>st</sup> Dec 2014, expenditure incurred by CMPDIL on exploratory drilling works, falling under the command area of ECL was paid by CIL and shown as advance. Amount of advance, lying unadjusted for more than five years is being written off. Therefore, as an abundant precaution, advance made on this account upto 31<sup>st</sup> Dec 2014 was fully provided for.

\* Refer Note 22 - Shifting & Rehabilitation Fund

(₹ in Crore)

**Current**

Current Account with				
- Subsidiaries <sup>1</sup>	533.03		525.25	
Less: Allowance for doubtful advance	53.83	479.20	53.08	472.17
Interest accrued on				
- Bank Deposits		8.33		0.73
Claims receivables	2.26		2.26	
Less : Allowance for doubtful claims	2.26	-	2.26	-
Other receivables <sup>2</sup>	50.32		30.50	
Less : Allowance for doubtful claims	-	50.32	-	30.50
<b>TOTAL</b>		<b>537.85</b>		<b>503.40</b>

1. **Current accounts with Subsidiaries:** The balances of the current account with the Subsidiaries are reconciled at regular intervals, and the same as on 31.03.2018 has also been reconciled. Adjustments arising out of reconciliation are carried out continuously.

2. Other receivables of ₹ 50.32 crore includes ₹ 29.72 crore (₹ 24.47 crore) for interest receivable on deposits made on account of Shifting & rehabilitation fund.

Refer note 38 (1) for classification

## NOTES TO THE FINANCIAL STATEMENTS-STANDALONE

## NOTE 10 : OTHER NON-CURRENT ASSETS

(₹ in Crore)

	As at 31.03.2018		As at 31.03.2017	
(i) <b>Capital Advances</b>	62.06		97.98	
Less : Provision	-	62.06	-	97.98
(ii) <b>Advances other than capital advances</b>				
Advance for goods and services	0.15		0.85	
Less : Provision	-	0.15	-	0.85
<b>TOTAL</b>		<b>62.21</b>		<b>98.83</b>



# COAL INDIA LIMITED

A MAHARATNA COMPANY

## NOTES TO THE FINANCIAL STATEMENTS-STANDALONE

### NOTE -11 : OTHER CURRENT ASSETS

	As at 31.03.2018		As at 31.03.2017	
(a) Advance for Revenue	0.62		1.35	
Less : Provision	0.22	0.40	0.22	1.13
(b) Advance payment of statutory dues	0.02		0.68	
Less : Provision	0.02	-	0.02	0.66
(c) Advance to Related Parties For Research & Development with CMPDIL		90.12		34.04
(d) Advance to Employees	0.86		0.99	
Less : Provision	-	0.86	-	0.99
(e) Advance- Others	13.57		5.16	
Less : Provision	-	13.57	-	5.16
(f) Deposits- Others	0.79		0.60	
Less: Provision	-	0.79	-	0.60
(g) Cenvat credit receivable		-		5.11
(h) GST credit entitlement <sup>1</sup>		17.55		-
(i) MAT credit entitlement <sup>2</sup>		101.39		-
(j) Other Receivables	2.39		2.41	
Less: Provision	0.74	1.65	0.74	1.67
<b>TOTAL</b>		<b>226.33</b>		<b>49.36</b>

1. GST credit entitlement mainly relates to NEC (production unit of CIL), where output tax liability is lower than the input tax credit available. As per GST Act, the same is allowed to be claimed as refund due to inverted duty structure.
2. MAT credit entitlement arose due to company being liable to pay income tax under section 115JB of the Income Tax Act, 1961. The same is allowed to be carried forward for next 15 years for setting off against normal tax liability.

## NOTES TO THE FINANCIAL STATEMENTS-STANDALONE

### NOTE - 12 : INVENTORIES

	As at 31.03.2018		As at 31.03.2017	
Stock of Coal	20.54		67.49	
Less : Provision	0.06	20.48	0.06	67.43
<b>A. Stock of Coal (Net)</b>		<b>20.48</b>		<b>67.43</b>
Stores & Spares	1.60		1.82	
Less : Provision	0.83	0.77	0.90	0.92
<b>B. Stores &amp; Spares (Net)</b>		<b>0.77</b>		<b>0.92</b>
<b>C. Stock of Medicine at Central Hospital</b>		<b>0.14</b>		<b>0.09</b>
<b>Total (A+B+C)</b>		<b>21.39</b>		<b>68.44</b>

Method of valuation : Refer Note No. 2.20 - Significant Accounting Policies on "Inventories"



## NOTES TO THE FINANCIAL STATEMENTS-STANDALONE

## NOTE - 13 : TRADE RECEIVABLES

( ` in Crore)

	As at 31.03.2018	As at 31.03.2017
<b>Current</b>		
Trade receivables		
- Secured, considered good	-	
- Unsecured, considered good	0.27	12.74
- Doubtful	11.07	11.07
Less : Allowance for bad & doubtful debts	11.07	11.07
<b>Total</b>	<b>0.27</b>	<b>12.74</b>

- No Trade or other receivables are due from directors or other officers of the company either severally or jointly with any other person. Nor any trade or other receivable are due from firms or private companies respectively in which any director is a partner, a director or member.
- A Provision of ` 4.88 Crores (Nil) has been recognised as Coal Quality Variance for sampling results awaited from referee samplers and disclosed separately in Note 21 Provisions.

Refer note 38 (1) for classification

## NOTES TO THE FINANCIAL STATEMENTS-STANDALONE

## NOTE - 14 : CASH AND CASH EQUIVALENTS

( ` in Crore)

	As at 31.03.2018	As at 31.03.2017
(a) Balances with Banks		
- in Deposit Accounts	275.50	649.38
- in Current Accounts		
Interest Bearing (CLTD)	66.37	65.37
Non Interest Bearing	1.40	5.24
- in Cash Credit Accounts	1.96	5.15
(b) Cash on hand	0.02	0.03
<b>Total Cash and Cash Equivalents</b>	<b>345.25</b>	<b>725.17</b>
Bank Overdraft	-	-
<b>Total Cash and Cash Equivalents (net of Bank Overdraft)</b>	<b>345.25</b>	<b>725.17</b>

- Cash and cash equivalents comprises cash on hand and at bank, sweep accounts and term deposits held with banks with original maturities of three months or less.

Refer note 38 (1) for classification.

## NOTES TO THE FINANCIAL STATEMENTS-STANDALONE

## NOTE - 15 : OTHER BANK BALANCES

( ` in Crore)

	As at 31.03.2018	As at 31.03.2017
Balances with Banks		
- Deposit accounts <sup>2</sup>	120.23	2.81
- Shifting and Rehabilitation Fund scheme	-	115.00
- Unpaid dividend accounts	11.48	10.34
- Dividend accounts	11.12	68.77
<b>Total</b>	<b>142.83</b>	<b>196.92</b>

- Other Bank Balances comprise term deposits and other bank deposits which are expected to realise in cash within 12 months after the reporting date.
- Fixed Deposit of ` 2.88 crore ( ` 2.72 crore) are included above made as per the direction of The Court.  
Refer note 38 (1) for classification



# COAL INDIA LIMITED

A MAHARATNA COMPANY

## NOTES TO THE FINANCIAL STATEMENTS-STANDALONE

### NOTE - 16 : EQUITY SHARE CAPITAL

(` in Crore)

	As at 31.03.2018	As at 31.03.2017
<b>Authorised</b>		
8,00,00,00,000 Equity Shares of ` 10/- each (8,00,00,00,000 Equity Shares of ` 10/- each)	8000.00	8000.00
	<b>8,000.00</b>	<b>8,000.00</b>
<b>Issued, Subscribed and Paid-up</b>		
6,20,74,09,177 Equity Shares of ` 10/- each (6,20,74,09,177) Equity Shares of ` 10/- each)	6207.41	6,207.41
	<b>6,207.41</b>	<b>6,207.41</b>

1 Shares in the company held by each shareholder holding more than 5% Shares

Name of Shareholder	No. of Shares held (Face value of ` 10 each)	% of Total Shares
Hon'ble President of India	4,87,56,71,716 (4,89,49,71,329)	78.546 (78.857)
Life Insurance Corporation of India	55,69,48,456 (45,29,23,208)	8.972 (7.296)

2 During the period, there is no change in the number of shares.

3 Listing of shares of Coal India Ltd. in Stock Exchange :

The shares of Coal India Ltd. is listed in two major stock exchanges of India, viz. Bombay Stock Exchange and National Stock Exchange on and from 4th November,2010.

The details of disinvestment/Buyback of shares by Govt of India is furnished below:

Sl. No.	Financial year of Disinvestment	% of shares disinvestment	No. of shares disinvested	Mode
1	2010-11	10.00%	63,16,36,440	IPO
2	2013-14	0.35%	2,20,37,834	CPSE-ETF
3	2014-15	10.00%	63,16,36,440	OFS
4	2015-16	0.001%	83,104	CPSE-ETF
5	2016-17	1.248%	7,88,42,816	Buyback
6	2016-17	0.92%	5,71,56,437	CPSE-ETF
7	2017-18	0.31%	1,92,99,613	Bharat 22-ETF

Hence, the number of shares held by Govt of India stood at 4,87,56,71,716 i.e. 78.546% of the total 6,20,74,09,177 number of shares outstanding as on 31.03.2018.

4 The Company has only one class of equity shares having a face value ` 10/- per share. The holders of the equity shares are entitled to receive dividends as declared from time to time and are entitled to voting rights proportionate to their share holding at the meeting of shareholders.

5 Refer Note 38 (5) (c) also for Authorised Share capital of the company.



## NOTES TO THE FINANCIAL STATEMENTS-STANDALONE

## NOTE 17 : OTHER EQUITY

(` in Crore)

	Capital Redemption reserve	General Reserve	Retained Earnings			Total
			Profit after tax*	Other Comprehensive Income	Total Retained Earnings and OCI	
<b>Balance as at 01.04.2016</b>	<b>904.18</b>	<b>7,871.78</b>	<b>966.93</b>	<b>(13.44)</b>	<b>953.49</b>	<b>9,729.45</b>
Prior period errors			(0.92)		(0.92)	(0.92)
<b>Restated balance as at 01.04.2016</b>	<b>904.18</b>	<b>7,871.78</b>	<b>966.01</b>	<b>(13.44)</b>	<b>952.57</b>	<b>9,728.53</b>
Profit during the year			14,499.09		14,499.09	14,499.09
Remeasurement of defined benefit plans (net of tax)				3.40	3.40	3.40
<u>Appropriations</u>						
Transfer to/from General Reserve		8.01	(8.01)		(8.01)	-
Interim Dividend			(12,352.76)		(12,352.76)	(12,352.76)
Corporate Dividend tax			(627.18)		(627.18)	(627.18)
Buyback of equity shares	108.95	(3,650.00)	-		-	(3,541.05)
<b>Balance as at 31.03.2017</b>	<b>1,013.13</b>	<b>4,229.79</b>	<b>2,477.15</b>	<b>(10.04)</b>	<b>2,467.11</b>	<b>7,710.03</b>
<b>Balance as at 01.04.2017</b>	<b>1,013.13</b>	<b>4,229.79</b>	<b>2,477.15</b>	<b>(10.04)</b>	<b>2,467.11</b>	<b>7,710.03</b>
Profit during the year			9,293.42		9,293.42	9,293.42
Remeasurement of defined benefit plans (net of tax)				5.36	5.36	5.36
<u>Appropriations</u>						
Transfer to/from General Reserve		8.26	(8.26)		(8.26)	-
Interim Dividend			(10,242.24)		(10,242.24)	(10,242.24)
Corporate Dividend tax			(279.27)		(279.27)	(279.27)
<b>Balance as at 31.03.2018</b>	<b>1,013.13</b>	<b>4,238.05</b>	<b>1,240.80</b>	<b>(4.68)</b>	<b>1,236.12</b>	<b>6,487.30</b>

\*Profit after tax includes gain on valuation of debt component of investment in preference shares in subsidiary companies which is notional/unrealised in nature which is not available for distribution of dividend. The details of such gain is given below:

(` in crore)

Balance as at 01.04.2016	507.27
Addition during FY 2016-17	254.73
<b>Balance as at 31.03.2017</b>	<b>762.00</b>
Addition during FY 2017-18	275.11
<b>Balance as at 31.03.2018</b>	<b>1037.11</b>

- Interim Dividend**- During the year the company has paid interim dividend of ` 16.50 (` 19.90) per equity share of face value of ` 10/- each for the year 2017-18 amounting to ` 10,242.24 crore (` 12,352.76 crore) .

The Board of Directors of the company decided to recommend such interim dividend already paid as final dividend and no additional dividend has been recommended for the year 2017-18.

- Corporate Dividend Tax** - The above represents the Dividend Distribution Tax pertaining to the Dividend paid over and above the utilization of Dividend received from Subsidiaries, as per provisions of Income Tax Act,1961.



# COAL INDIA LIMITED

A MAHARATNA COMPANY

## NOTES TO THE FINANCIAL STATEMENTS-STANDALONE

### NOTE 18: BORROWINGS

	As at 31.03.2018	As at 31.03.2017
	(` in Crore)	
<b>Non-Current</b>		
Term Loans		
-From Banks	-	-
-From Other Parties	-	-
Loans from Related Parties	-	-
Other Loans	-	-
<b>Total</b>	<u>-</u>	<u>-</u>
<b>CLASSIFICATION</b>		
Secured	-	-
Unsecured	-	-
<b>Current</b>		
Loans repayable on demand		
-From Banks	-	-
-From Other Parties	-	-
Loans from Related Parties	-	-
Other Loans	-	-
<b>Total</b>	<u>-</u>	<u>-</u>
<b>CLASSIFICATION</b>		
Secured	-	-
Unsecured	-	-

### Cash Credit

The bank borrowings of Coal India Ltd. has been secured by creating charge against stock of coal, stores and spare parts and book debts of CIL and its Subsidiary Companies within consortium of banks.

The total working capital credit limit available to CIL is ` 550.00 Crore, of which fund based limit is ` 250.00 Crore and non-fund based limit is ` 300.00 crore. Further, ` 2000.00 crore was set up as non-fund based limit outside consortium in order to facilitate import of HEMM. Coal India Limited is contingently liable to the extent such facility is actually utilised by the Subsidiary Companies.



## NOTES TO THE FINANCIAL STATEMENTS-STANDALONE

## NOTE - 19 :TRADE PAYABLES

	(` in Crore)	
	As at 31.03.2018	As at 31.03.2017
<b>Current</b>		
Trade Payables for Micro, Small and Medium Enterprises (MSME)	-	-
Trade Payables for other than MSME		
-Stores and Spares	1.26	1.58
-Power and Fuel	1.55	1.84
-Other expenses	108.35	106.58
<b>TOTAL</b>	<b>111.16</b>	<b>110.00</b>

There is no reported Micro, Small and Medium Enterprises as defined in the "Micro, Small and Medium Enterprises Development Act, 2006", to whom the company owes dues and remaining outstanding as at 31.03.2018.

Refer note 38 (1) for classification

Trade Payables for other than MSME- Other expenses includes:

Rent	19.40	18.08
Municipal Tax	2.77	2.21
Recruitment expenses	0.07	16.07
Consultancy expenses	24.04	27.67
Other revenue expenses	62.07	42.55
<b>Total</b>	<b>108.35</b>	<b>106.58</b>



# COAL INDIA LIMITED

A MAHARATNA COMPANY

## NOTES TO THE FINANCIAL STATEMENTS – STANDALONE

### NOTE - 20 : OTHER FINANCIAL LIABILITIES

	(` in Crore)	
	As at <u>31.03.2018</u>	As at <u>31.03.2017</u>
<b>Non Current</b>		
Security Deposits	-	-
Earnest Money	-	-
<b>Current</b>		
Funds parked by subsidiaries	591.87	291.90
Current Account of		
- Subsidiaries <sup>1</sup>	13.87	131.29
- IICM <sup>2</sup>	187.77	197.30
Unpaid dividends <sup>3</sup>	22.60	79.12
Security Deposits	41.35	37.05
Earnest Money	292.69	20.81
Liability for Salary, Wages and Allowances	19.03	14.34
Others	1.37	3.33
<b>TOTAL</b>	<b><u>1,170.55</u></b>	<b><u>775.14</u></b>

#### 1. Current Accounts of Subsidiaries

The current account balances of the Subsidiary Companies are reconciled on regular intervals, and the same as on 31.03.2018 has been reconciled. Adjustment arising out of reconciliation are carried out continuously.

#### 2. Current Account of Indian Institute of Coal Management (IICM)

Current account balance of IICM represents the fund accumulated by receiving ` 0.50 per tonne (upto June 2017) of productions of NEC and the Subsidiaries, net of expenditure made / fund remitted on behalf of IICM.

During this period total contribution received from NEC and the Subsidiaries on this account amounted to ` 5.94 Crore. Further ` 13.67 Crore (net) were remitted to IICM during the period; and hire charges/ lease rent recovered from IICM amounted to ` 1.80 Crore (excluding service tax/ GST applicable thereon).

3. Unpaid dividend includes interim dividend of ` 11.12 crore ( ` 68.77 crore) declared but 30 days have not been lapsed so as to transfer in Unpaid Dividend account.

During the year, an amount of ` 0.48 crore in respect of interim dividend of FY 2010-11 has been transferred to Investor Education & Protection Fund (IEPF) as the same remained unpaid and unclaimed for a period of seven years from the date of transfer of such dividend to unpaid dividend account.

There is no other amount due to be transferred to IEPF within 31.03.2018.

Refer note 38 (1) for classification



## NOTES TO THE FINANCIAL STATEMENTS – STANDALONE

## NOTE - 21 : PROVISIONS

(` in Crore)

	As at 31.03.2018	As at 31.03.2017
<b>Non Current</b>		
Employee Benefits		
- Gratuity	27.95	-
- Leave Encashment	7.95	23.33
- Other Employee Benefits	160.58	151.60
Site Restoration/Mine Closure <sup>1</sup>	<u>40.17</u>	<u>37.89</u>
<b>TOTAL</b>	<b><u>236.65</u></b>	<b><u>212.82</u></b>
<b>Current</b>		
Employee Benefits		
- Gratuity	52.29	3.98
- Leave Encashment	8.54	9.97
- Ex- Gratia	11.01	11.46
- Performance Related Pay	13.81	28.90
- Other Employee Benefits <sup>2</sup>	73.69	64.14
- Provision for National Coal Wage Agreement X <sup>3</sup>	26.90	15.19
- Provision for Executive Pay Revision <sup>4</sup>	32.84	2.67
Excise Duty on Closing Stock of Coal	-	4.86
Provision for Coal Quality Variance <sup>5</sup>	4.88	-
Others	<u>0.07</u>	<u>0.07</u>
<b>TOTAL</b>	<b><u>224.03</u></b>	<b><u>141.24</u></b>

**1. Provision for Site Restoration/Mine Closure**

The company's obligation for land reclamation and decommissioning of structures consists of spending at both surface and underground mines in accordance with the guidelines from Ministry of Coal, Government of India. The estimate of obligation for Mine Closure, Site Restoration and Decommissioning based upon detailed calculation and technical assessment of the amount and timing of the future cash spending to perform the required work. Mine Closure expenditure is provided as per approved Mine Closure Plan. The estimates of expenses are escalated for inflation, and then discounted at a discount rate (@8%) that reflects current market assessment of the time value of money and the risks, such that the amount of provision reflects the present value of the expenditures expected to be required to settle the obligation. The value of the provision is progressively increased over time as the effect of discounting unwinds; creating an expense recognised as financial expenses. In reference to the above guidelines for preparation of mine closure plan, an escrow account has been opened. (Refer Note 9 for deposit with banks under Mine Closure Plan)

- Provision- Other Employee Benefits-Current includes `51.53 crore (`45.09 crore) provided for Superannuation benefits @9.84%.
  - National Coal Wage Agreement (NCWA)-X for non-executive employees effective from 01.07.2016 was finalized on 10th October 2017 and payment of salary as per the agreement has been started from the month of October, 2017. Provision against arrear salary for NCWA-X amounting to `21.26 crore has been made for the period from 01.04.2017 to 30.09.2017 resulting total provision of `36.45 crore for the period from 01.07.2016 to 30.09.2017. An adhoc amount of `9.55 crore has been paid in October, 2017 against above arrear which is net off with the provision as shown in Note-21. (Refer footnote 1 of Note 28)
  - Department of Public Enterprises (DPE) vide Office Memorandum (OM) NO. W-02/0028/2017-DPE(WC)-GL-XIII/17 dated 3rd August, 2017 has circulated the approval of the Government of India regarding the guidelines of the revision of pay and allowances of Board level and below Board level Executives and non-unionized supervisors of Central Public Sector Enterprises (CPSEs) w.e.f 01.01.2017.
- Pending final implementation of these guidelines, the provision for executive pay revision of `32.84 crore, considering estimated impact of increase in all elements of executive salary (including the employer's PF contribution), other employee benefits and all superannuation benefits as per DPE guidelines, covering the period 01.01.2017 to 31.03.2018, has been made/kept in the financial statements.
- A provision as Coal Quality Variance of `4.88 Crore (Nil) is recognised For sampling results awaited from referee samplers.



# COAL INDIA LIMITED

A MAHARATNA COMPANY

## NOTES TO THE FINANCIAL STATEMENTS – STANDALONE

### NOTE - 22 : OTHER NON CURRENT LIABILITIES

	As at <u>31.03.2018</u>	As at <u>31.03.2017</u>
(` in Crore)		
<b>Shifting &amp; Rehabilitation Fund</b>		
Opening balance	3449.67	3177.66
Add: Interest from investment of the fund (Net of TDS )	199.59	217.80
Add: Contribution received	347.64	325.43
Less: Amount released to subsidiaries during the year	<u>295.92</u>	<u>271.22</u>
<b>Total</b>	<b><u>3,700.98</u></b>	<b><u>3,449.67</u></b>

#### Shifting and Rehabilitation Fund

1- Following the direction of the Ministry of Coal, the Company has setup a fund for implementation of action plan for shifting & rehabilitation, dealing with fire & stabilization of unstable areas of Eastern Coal Fields Ltd. & Bharat Coking Coal Ltd. The fund is utilized (by ECL and BCCL) based on implementation of approved projects in this respect.

The subsidiaries of CIL except CMPDIL and Coal India Africana Limitada are making a contribution of `6/- per tonne of their respective coal dispatch per annum to this fund, which remains in the custody of CIL, till they are disbursed/ utilised by subsidiaries/agencies implementing the relevant projects. (Refer Note 9 for deposits with bank under Shifting & Rehabilitation Fund scheme)

2- Interest earned (Net of TDS) on bank deposits earmarked for this fund is credited to this fund.

## NOTES TO THE FINANCIAL STATEMENTS – STANDALONE

### NOTE - 23 : OTHER CURRENT LIABILITIES

	As at <u>31.03.2018</u>	As at <u>31.03.2017</u>
(` in Crore)		
Capital Expenditure	31.40	28.45
<b>Statutory Dues:</b>		
GST	11.16	-
Sales Tax / Vat	-	1.37
Provident Fund & Others	3.91	3.39
Royalty & Cess on Coal	7.52	4.38
Stowing Excise Duty	-	0.09
National Mineral Exploration Trust	0.15	0.09
District Mineral Foundation	1.61	23.41
Other Statutory Levies	29.59	0.79
Income Tax deducted/collected at Source	<u>3.84</u>	<u>7.15</u>
Advance from customers / others	52.70	46.51
Other liabilities	<u>184.96</u>	<u>163.46</u>
<b>TOTAL</b>	<b><u>326.84</u></b>	<b><u>279.09</u></b>

Other liabilities include `177.00 crore ( ` 154.82 crore) towards TDS on interest earned on deposits made against Shifting & Rehabilitation fund as referred in Note-22.



## NOTES TO THE FINANCIAL STATEMENTS – STANDALONE

## NOTE - 24 : REVENUE FROM OPERATIONS

(` in Crore)

	For the year ended 31.03.2018	For the year ended 31.03.2017
<b>A. Sale of Coal</b>	477.00	415.24
<b>Less :Other Statutory Levies</b>		
Royalty	45.07	35.44
CGST	4.27	-
SGST	4.27	-
IGST	7.85	-
GST Compensation Cess	27.37	-
Cess on Coal	4.47	3.88
Stowing Excise Duty	0.21	0.78
Central Sales Tax	1.86	5.48
Clean Energy Cess	8.42	31.08
State Sales Tax/VAT	1.05	6.82
National Mineral Exploration Trust	0.90	0.71
District Mineral Foundation	6.70	23.41
Other Levies	1.63	1.24
<b>Total Levies</b>	<b>114.07</b>	<b>108.84</b>
<b>Sales (Net) (A)</b>	<b>362.93</b>	<b>306.40</b>
<b>B. Other Operating Revenue</b>		
Subsidy for Sand Stowing & Protective Works	0.07	0.08
Loading and additional transportation charges	5.41	4.85
Less : Other Statutory Levies	0.24	0.15
Evacuation Facility charges	2.31	-
Less : Other Statutory Levies	0.11	-
<b>Other Operating Revenue (Net) (B)</b>	<b>7.44</b>	<b>4.78</b>
<b>Revenue from Operations (A+B)</b>	<b>370.37</b>	<b>311.18</b>

- Government of India introduced Goods and Services Tax (GST) w.e.f 1st July,2017. Consequently revenue from operations for the period from 01.07.2017 to 31.03.2018 is presented net of GST.
- Revenue from operations for the period prior to 01.07.2017 is inclusive of Excise duty. Sale of coal includes excise duty of ` 5.80 Crore (` 21.03 crore). Sales of coal (Net) exclusive of excise duty is ` 357.13 crore (` 285.37 crore). Loading and additional transportation charges includes excise duty of ` 0.07 Crore (` 0.27 crore). Loading and additional transportation charges net of excise duty is ` 5.10 crore (` 4.43 crore).
- Subsidy for Sand Stowing & Protective Works includes ` 0.07 received from Ministry of Coal, Government of India in terms of Coal Mines (Conservation & Development) Act, 1974 towards reimbursement of expenditure incurred for the Sand Stowing & Protective Works by NEC.
- Clean energy Cess has been repealed w.e.f 01.07.2017, and GST compensation cess has been introduced w.e.f. 01.07.2017.



# COAL INDIA LIMITED

A MAHARATNA COMPANY

## NOTES TO THE FINANCIAL STATEMENTS – STANDALONE

### NOTE - 25 : OTHER INCOME

	(` in Crore)	
	<u>For the year ended</u> <u>31.03.2018</u>	<u>For the year ended</u> <u>31.03.2017</u>
<b>Interest Income</b>		
Deposits with Banks	85.44	282.42
Loans given to subsidiaries	6.55	-
Loans	0.06	0.02
Others	6.98	4.61
<b>Dividend Income</b>		
Investments in Subsidiaries	8,853.18	10,429.51
Investments in Mutual Funds	14.64	20.35
Income on Buyback of shares by subsidiaries	-	3,914.16
<b>Other Non-Operating Income</b>		
Apex Charges	566.58	276.77
Profit on Sale of Assets	0.02	0.01
Exchange Rate Variance	0.04	-
Lease Rent	3.63	3.63
Liability / Provision Write Backs	0.89	13.58
Excise Duty on Decrease in Stock	-	6.57
Miscellaneous Income	33.02	53.12
<b>Total</b>	<b>9,571.03</b>	<b>15,004.75</b>

- Interim Dividend of 2017-18 received from CCL ` 531.10 crore (` 3634.04 crore), NCL ` 1750.00 crore (` 1680.00 crore), SECL ` 2202.58 crore (` 2133.47 crore), MCL ` 4350.00 crore (` 2982.00 crore) and CMPDIL ` 19.50 crore (Nil) has been accounted for during the year.
- Interest income from deposits with Banks and dividend income from investment in mutual fund includes interest/dividend income on investments of amount lying in Current Account of IICM. (Refer Note 20)
- Miscellaneous income includes incomes like receipt on account of holiday home bookings, RTI fees, application money for recruitments, misc. receipts from banks etc.

## NOTES TO THE FINANCIAL STATEMENTS – STANDALONE

### NOTE - 26 : COST OF MATERIALS CONSUMED

	(` in Crore)	
	<u>For the year ended</u> <u>31.03.2018</u>	<u>For the year ended</u> <u>31.03.2017</u>
Explosives	3.45	2.65
Timber	0.33	0.42
Oil & Lubricants	1.44	2.31
HEMM Spares	0.13	0.18
Other Consumable Stores & Spares	1.58	2.66
<b>Total</b>	<b>6.93</b>	<b>8.22</b>



## NOTES TO THE FINANCIAL STATEMENTS – STANDALONE

## NOTE 27 : CHANGES IN INVENTORIES OF FINISHED GOODS, WORK IN PROGRESS AND STOCK IN TRADE

(` in Crore)

	For the year ended 31.03.2018		For the year ended 31.03.2017	
Opening Stock of Coal	67.49		150.98	
Less: Adjustment of opening stock	4.86			
Less: Deterioration of Coal	0.06	62.57	0.06	150.92
Less:-				
Closing Stock of Coal	20.54		67.49	
Less: Deterioration of Coal	0.06	20.48	0.06	67.43
<b>Change in Inventory of Stock in trade {Decretion / (Accretion)}</b>		<b>42.09</b>		<b>83.49</b>

## NOTES TO THE FINANCIAL STATEMENTS – STANDALONE

## NOTE - 28 : EMPLOYEE BENEFITS EXPENSE

(` in Crore)

	For the year ended 31.03.2018		For the year ended 31.03.2017	
Salary, Wages, Allowances, Bonus etc.	265.97		254.60	
National Coal Wage Agreement X <sup>1</sup>	21.26		15.19	
Executive Salary Revision Provision*	30.17		2.67	
Ex-Gratia	11.49		12.15	
Performance Related Pay	7.83		8.20	
Contribution to P.F. & Other Funds	28.61		27.71	
Gratuity <sup>2</sup>	105.60		11.24	
Leave Encashment	1.68		22.10	
VRS	0.89		2.18	
Medical Expenses for existing employees	10.42		11.31	
Medical Expenses for retired employees	21.10		31.26	
Grants to Schools & Institutions	2.32		1.82	
Sports & Recreation	0.13		0.15	
Canteen & Creche	1.19		0.56	
Power - Township	7.47		7.43	
Hire Charges of Bus, Ambulance etc.	1.67		1.46	
Other Employee Benefits	7.24		5.60	
	<b>525.04</b>		<b>415.63</b>	

1. National Coal Wage Agreement (NCWA)-X for non-executive employees effective from 01.07.2016 was finalized on 10th October 2017 and payment of salary as per the agreement has been started from the month of October, 2017. The provision for such wage revision was made in Accounts upto 30.09.2017.

The NCWA -X for the year ended 31.03.2018 above includes ` 6.68 Crore relating to the Period 01.07.2016 to 31.03.2017. (Refer footnote 3 of Note 21)

2. As per the Payment of Gratuity (Amendment) Act, 2018 and the notification issued thereafter, the ceiling for maximum gratuity has been increased from ` 10 lakh to ` 20 lakh w.e.f. 29.03.2018. Gratuity for the year ended 31.03.2018 above includes ` 97.55 Crore for impact of above change in gratuity ceiling.

\* Refer footnote 4 of Note 21



# COAL INDIA LIMITED

A MAHARATNA COMPANY

## NOTES TO THE FINANCIAL STATEMENTS – STANDALONE

### NOTE - 29 : CORPORATE SOCIAL RESPONSIBILITY EXPENSE

	(` in Crore)	
	For the year ended 31.03.2018	For the year ended 31.03.2017
CSR Expenses	24.31	128.05
<b>Total</b>	<b>24.31</b>	<b>128.05</b>

In pursuance of section 135 of Companies Act 2013, an amount of ` 7.88 crore (being 2% of the average net profit of the company made during the three immediately preceding financial years - considered from the audited financial statements of the respective years prepared as per previous GAAP/Ind-AS) was required to be spent during 2017-18 towards CSR activities. The company has spent ` 24.31 crore during the year.

### NOTE 30 : REPAIRS

	(` in Crore)	
	For the year ended 31.03.2018	For the year ended 31.03.2017
Building	18.98	12.63
Plant & Machinery	0.60	0.41
Others	4.05	0.72
<b>Total</b>	<b>23.63</b>	<b>13.76</b>

## NOTES TO THE FINANCIAL STATEMENTS – STANDALONE

### NOTE - 31 : CONTRACTUAL EXPENSE

	(` in Crore)	
	For the year ended 31.03.2018	For the year ended 31.03.2017
Transportation Charges :		
- Coal	0.47	0.41
- Stores & Others	-	0.02
Wagon Loading	0.92	0.75
Hiring of Plant and Equipments	115.30	81.33
Other Contractual Work	1.32	0.88
<b>Total</b>	<b>118.01</b>	<b>83.39</b>



## NOTES TO THE FINANCIAL STATEMENTS – STANDALONE

## NOTE - 32 : FINANCE COSTS

(₹ in Crore)

	For the year ended 31.03.2018	For the year ended 31.03.2017
<b>Interest Expenses</b>		
Unwinding of discounts	2.28	2.11
Funds parked by subsidiaries <sup>1</sup>	14.48	116.28
Fair value changes (net) <sup>2</sup>	(275.11)	(254.73)
Others	0.49	0.11
<b>Total</b>	<b>(257.86)</b>	<b>(136.23)</b>

**1. Interest on funds parked by subsidiaries**

Interest has been paid on funds parked by Subsidiaries with CIL. Such interest is paid at annualised average yield rate at which CIL earns from its investment in Fixed Deposits/Mutual Funds.

2. Fair value changes (net) represents gain on valuation of debt component of investment in preference shares in subsidiary companies

## NOTE - 33 : PROVISIONS (NET OF REVERSAL)

(₹ in Crore)

	For the year ended 31.03.2018	For the year ended 31.03.2017
<b>(A) Provision made for</b>		
Doubtful debts	-	0.33
Doubtful Advances & Claims	0.75	0.58
Stores & Spares	-	0.08
Coal Quality Variance <sup>1</sup>	4.88	-
Others	-	0.05
<b>Total (A)</b>	<b>5.63</b>	<b>1.04</b>
<b>(B) Provision Reversal</b>		
Doubtful Advances & Claims	15.91	0.04
Stores & Spares	0.07	0.34
Others	-	0.43
<b>Total (B)</b>	<b>15.98</b>	<b>0.81</b>
<b>Total (A-B)</b>	<b>(10.35)</b>	<b>0.23</b>

1. A provision as Coal Quality Variance of ₹ 4.88 Crore (Nil) is recognised For sampling results awaited from referee samplers.

## NOTE 34 : WRITE OFF (NET OF PAST PROVISIONS)

(₹ in Crore)

	For the year ended 31.03.2018	For the year ended 31.03.2017
Doubtful debts	-	0.04
Less: Provided earlier	-	0.04
Doubtful advances	-	18.04
Less: Provided earlier	-	17.91
<b>Total</b>	<b>-</b>	<b>0.13</b>



# COAL INDIA LIMITED

A MAHARATNA COMPANY

## NOTES TO THE FINANCIAL STATEMENTS – STANDALONE

### NOTE - 35 : OTHER EXPENSES

(` in Crore)

	For the year ended 31.03.2018	For the year ended 31.03.2017
Travelling expenses		
- Domestic	14.45	15.20
- Foreign	0.62	0.67
Training Expenses	8.18	11.81
Telephone & Postage	3.59	2.31
Advertisement & Publicity	9.57	7.83
Demurrage	0.11	0.19
Donation/Subscription	0.16	0.22
Security Expenses	9.88	5.63
Hire Charges	5.40	5.72
CMPDI Charges	1.48	1.87
Legal Expenses	7.35	7.22
Bank Charges	0.48	0.39
Guest House Expenses	1.31	1.03
Consultancy Charges	19.62	35.12
Under Loading Charges	4.30	2.74
Auditor's Remuneration & Expenses		
- For Audit Fees	0.21	0.26
- For Taxation Matters	0.05	0.06
- For Other Services	0.24	0.45
- For Reimbursement of Exps.	0.27	0.08
Internal & Other Audit Expenses	0.63	0.67
Rent	6.43	5.59
Rates & Taxes	4.33	1.95
Insurance	0.55	0.55
Loss on Foreign Exchange Transactions	0.01	0.01
Rescue/Safety Expenses	0.13	0.04
Dead Rent/Surface Rent	0.78	0.54
Siding Maintenance Charges	1.00	0.23
Environmental & Tree Plantation Expenses	0.41	0.34
Expenses on Buyback of Shares	-	9.87
Miscellaneous expenses	17.11	40.12
<b>Total</b>	<b>118.65</b>	<b>158.71</b>
<b>Note: Miscellaneous expenses includes:</b>		
Meeting expenses	4.23	5.15
Printing & Stationary	1.79	2.12
Recruitment expenses	0.83	23.32
Office contingency & other expenses	10.26	9.53
	<b>17.11</b>	<b>40.12</b>



## NOTES TO THE FINANCIAL STATEMENTS – STANDALONE

## NOTE - 36 : TAX EXPENSE

(₹ in Crore)

	For the year ended 31.03.2018	For the year ended 31.03.2017
Current Year	118.63	11.14
MAT Credit Entitlement	(101.39)	-
Earlier Years	4.17	-
<b>Total</b>	<b>21.41</b>	<b>11.14</b>

Reconciliation of tax Expenses and the accounting profit multiplied by India's domestic Tax rate for 31.03.2018	For the year ended 31.03.2018	For the year ended 31.03.2017
<b>Profit/(Loss) before tax</b>	9,314.83	14,510.23
At income tax rate of 34.6081% (31.03.2017: 34.6081%)	3,223.69	5,021.71
Less: Tax on exempted Income	(3,063.92)	(4,964.34)
Add: Tax on non-deductible expenses	(95.15)	(46.23)
Income Tax Expenses as per normal provision of tax (A)	64.61	11.14
Income tax under MAT provisions (Sec 115JB) [B]	118.63	-
Tax Payable higher of A/B	118.63	11.14
Adjustment in respect of current income tax of previous year	4.17	-
MAT Credit Entitlement	(101.39)	-
<b>Income Tax Expenses reported in statement of Profit &amp; Loss</b>	<b>21.41</b>	<b>11.14</b>
<b>Effective income tax rate :</b>	<b>0.23%</b>	<b>0.08%</b>



# COAL INDIA LIMITED

A MAHARATNA COMPANY

## NOTES TO THE FINANCIAL STATEMENTS – STANDALONE

### NOTE - 37 : OTHER COMPREHENSIVE INCOME

	For the year ended 31.03.2018	For the year ended 31.03.2017
	(` in Crore)	
<b>(A) (i) Items that will not be reclassified to profit or loss</b>		
Changes in revaluation surplus		
Remeasurement of defined benefit plans	6.25	3.64
Equity instrument through OCI		
Fair value changes relating to own credit risk of financial liabilities designated at FVTPL		
	6.25	3.64
<b>(ii) Income tax relating to items that will not be reclassified to profit or loss</b>		
Changes in revaluation surplus		
Remeasurement of defined benefit plans	(0.89)	(0.24)
Equity instrument through OCI		
Fair value changes relating to own credit risk of financial liabilities designated at FVTPL		
	(0.89)	(0.24)
<b>Total (A)</b>	5.36	3.40
<b>(B) (i) Items that will be reclassified to profit or loss</b>		
Exchange differences in translating the financial statements of a foreign operation		
Debt instrument through OCI		
The effective portion of gains and loss on hedging instruments in a cash flow hedge		
	-	-
<b>(ii) Income tax relating to items that will be reclassified to profit or loss</b>		
Exchange differences in translating the financial statements of a foreign operation		
Debt instrument through OCI		
The effective portion of gains and loss on hedging instruments in a cash flow hedge		
	-	-
<b>Total (B)</b>	-	-
<b>Total (A+B)</b>	5.36	3.40



## NOTE - 38: ADDITIONAL NOTES TO THE FINANCIAL STATEMENTS FOR THE YEAR ENDED 31st MARCH, 2018 (STANDALONE)

## 1. Fair Value Measurement

## (a) Financial Instruments by Category

(` in Crore)

	31st Mar, 2018			31st March 2017		
	FVTPL	FVTOCI	AMORTISED COST	FVTPL	FVTOCI	AMORTISED COST
<b>Financial Assets</b>						
Investments* :						
Preference Shares - Equity Component	-	-	1913.13	-	-	1913.13
- Debt Component	-	-	3713.94	-	-	3438.84
Mutual Fund	26.06	-	-	60.19	-	-
Other Investments	-	-	-	-	-	-
Loans	-	-	2.28	-	-	1209.43
Deposits & receivable	-	-	4214.31	-	-	3804.63
Trade receivables	-	-	0.27	-	-	12.74
Cash & cash equivalents	-	-	345.25	-	-	725.17
Other Bank Balances	-	-	142.83	-	-	196.92
<b>Financial Liabilities</b>						
Borrowings	-	-	-	-	-	-
Trade payables	-	-	111.16	-	-	110.00
Security Deposit and Earnest money	-	-	334.04	-	-	57.86
Other Liabilities	-	-	836.51	-	-	717.28

\* Investment in Equity Shares in Subsidiary / Joint Ventures are measured at cost which stands at ` 6510.32 Crore as on 31.03.2018 (` 6177.10 Crore -31.03.2017) are not included above.

## (b) Fair value hierarchy

Table below shows judgements and estimates made in determining the fair values of the financial instruments that are (a) recognized and measured at fair value and (b) measured at amortized cost and for which fair values are disclosed in the financial statements. To provide an indication about the reliability of the inputs used in determining fair value, the company has classified its financial instruments into the three levels prescribed under the accounting standard.

(` in Crore)

Financial assets and liabilities measured at fair value	31 <sup>st</sup> March, 2018			31 <sup>st</sup> March, 2017		
	Level I	Level II	Level III	Level I	Level II	Level III
<b>Financial Assets at FVTPL</b>						
Investments :	-	-	-	-	-	-
Mutual Fund	26.06	-	-	60.19	-	-
<b>Financial Liabilities</b>	-	-	-	-	-	-
If any item	-	-	-	-	-	-



# COAL INDIA LIMITED

A MAHARATNA COMPANY

Financial assets and liabilities measured at amortised cost for which fair values are disclosed at 31 <sup>st</sup> March, 2018	31 <sup>st</sup> March, 2018			31 <sup>st</sup> March 2017		
	Level I	Level II	Level III	Level I	Level II	Level III
<b>Financial Assets</b>						
Investments:						
Preference Shares - Equity Component - Debt Component	-	-	1913.13 3713.94	-	-	1913.13 3438.84
Other Investments	-	-		-	-	
Loans	-	-	2.28	-	-	1209.43
Deposits & receivable	-	-	4214.31	-	-	3804.63
Trade receivables	-	-	0.27	-	-	12.74
Cash & cash equivalents	-	-	345.25	-	-	725.17
Other Bank Balances	-	-	142.83	-	-	196.92
<b>Financial Liabilities</b>						
Borrowings	-	-		-	-	
Trade payables	-	-	111.16	-	-	110.00
Security Deposit and Earnest money	-	-	334.04	-	-	57.86
Other Liabilities	-	-	836.51	-	-	717.28

A brief of each level is given below.

**Level 1:** Level 1 hierarchy includes financial instruments measured using quoted prices. This includes Mutual fund which is valued using closing NAV.

**Level 2:** The fair value of financial instruments that are not traded in an active market is determined using valuation techniques which maximize the use of observable market data and rely as little as possible on entity-specific estimates. If all significant inputs required to fair value an instrument are observable, the instrument is included in level 2.

**Level 3:** If one or more of the significant inputs is not based on observable market data, the instrument is included in level 3. This is the case for unlisted equity securities, preference shares borrowings, security deposits and other liabilities taken included in level 3.

**(c) Valuation technique used in determining fair value**

Valuation techniques used to value financial instruments include the use of quoted market prices of instruments.

**(d) Fair value measurements using significant unobservable inputs**

At present there are no fair value measurements using significant unobservable inputs.

**(e) Fair values of financial assets and liabilities measured at amortised cost**

- The carrying amounts of trade receivables, short term deposits, cash and cash equivalents, trade payables are considered to be the same as their fair values, due to their short-term nature.
- The Company considers that the Security Deposits does not include a significant financing component. The milestone payments (security deposits) coincide with the company's performance and the contract requires amounts to be retained for reasons other than the provision of finance. The withholding of a specified percentage of each milestone payment is intended to protect the interest of the company, from the contractor failing to adequately complete its obligations under the contract. Accordingly, transaction cost of Security deposit is considered as fair value at initial recognition and subsequently measured at amortised cost.

**Significant estimates:** The fair value of financial instruments that are not traded in an active market is determined using valuation techniques. The Company uses its judgment to select a method and makes suitable assumptions at the end of each reporting period.



## 2. Financial Risk Management

### Financial risk management objectives and policies

The Company's principal financial liabilities comprise trade and other payables. The main purpose of these financial liabilities is to finance the Company's operations and to provide guarantees to support its operations. The Company's principal financial assets include loans, trade and other receivables, and cash and cash equivalents that is derived directly from its operations.

The Company is exposed to market risk, credit risk and liquidity risk. The Company's senior management oversees the management of these risks. The Company's senior management is supported by a risk committee that advises, inter alia, on financial risks and the appropriate financial risk governance framework for the Company. The risk committee provides assurance to the Board of Directors that the Company's financial risk activities are governed by appropriate policies and procedures and that financial risks are identified, measured and managed in accordance with the Company's policies and risk objectives. The Board of Directors reviews and agrees policies for managing each of these risks, which are summarized below.

The Company is exposed to market risk, credit risk and liquidity risk. This note explains the sources of risk which the entity is exposed to and how the entity manages the risk and the impact of hedge accounting in the financial statements.

Risk	Exposure arising from	Measurement	Management
Credit Risk	Cash and Cash equivalents, trade receivables financial asset measured at amortised cost	Ageing analysis/ Credit rating	Department of Public enterprises (DPE guidelines), diversification of bank deposits credit limits and other securities
Liquidity Risk	Borrowings and other liabilities	Periodic cash flows	Availability of committed credit lines and borrowing facilities
Market Risk-foreign exchange	Future commercial transactions, recognised financial assets and liabilities not denominated in INR	Cash flow forecast sensitivity analysis	Regular watch and review by senior management and audit committee.
Market Risk-interest rate	Cash and Cash equivalents, Bank deposits and mutual funds	Cash flow forecast sensitivity analysis	Department of public enterprises (DPE guidelines), Regular watch and review by senior management and audit committee.

The Company risk management is carried out by the board of directors as per DPE guidelines issued by Government of India. The board provides written principles for overall risk management as well as policies covering investment of excess liquidity.

**A. Credit Risk:** Credit risk arises from cash and cash equivalents, investments carried at amortised cost and deposits with banks and financial institutions, as well as including outstanding receivables.

#### Credit risk management:

Receivables arise mainly out of sale of Coal. Sale of Coal is broadly categorized as sale through fuel supply agreements (FSAs) and e-auction.

Macro - economic information (such as regulatory changes) is incorporated as part of the fuel supply agreements (FSAs) and e-auction terms

#### Fuel Supply Agreements (FSAs)

As contemplated in and in accordance with the terms of the New Coal Distribution Policy (NCDP), the company enters into legally enforceable FSAs with customers or with State Nominated Agencies that in turn enters into appropriate distribution arrangements with end customers. Our FSAs can be broadly categorized into:

- FSAs with customers in the power utilities sector, including State power utilities, private power utilities ("PPUs") and independent power producers ("IPPs");
- FSAs with customers in non-power industries (including captive power plants ("CPPs")); and
- FSAs with State Nominated Agencies.

#### E-Auction Scheme

The E-Auction scheme of coal has been introduced to provide access to coal for customers who were not able to source their coal requirement through the available institutional mechanisms under the NCDP for various reasons, for example, due to a less than full allocation of their normative requirement under NCDP, seasonality of their coal requirement and limited requirement of coal that does not warrant a long-term linkage. The quantity of coal to be offered under E-Auction is reviewed from time to time by the Ministry of Coal.

**Expected credit loss:** The Company provides for expected credit risk loss for doubtful/ credit impaired assets, by lifetime expected credit losses (Simplified approach).

Expected Credit losses for trade receivables under simplified approach.



# COAL INDIA LIMITED

A MAHARATNA COMPANY

As on 31.03.2018

(` in Crore)

Ageing	Due for 2 months	Due for 6 months	Due for 1 year	Due for 2 years	Due for 3 years	Due for more than 3 years	Total
Gross carrying amount	-	-	-	0.27	-	11.07	11.34
Expected loss rate	-	-	-	-	-	100%	97.62%
Expected credit losses (Loss allowance provision)	-	-	-	-	-	11.07	11.07

As on 31.03.2017

(` in Crore)

Ageing	Due for 2 months	Due for 6 months	Due for 1 year	Due for 2 years	Due for 3 years	Due for more than 3 years	Total
Gross carrying amount	12.74	-	-	-	-	11.07	23.81
Expected loss rate	-	-	-	-	-	100%	46.49%
Expected credit losses (Loss allowance provision)	-	-	-	-	-	11.07	11.07

## Reconciliation of loss allowance provision – Trade receivables

(` in Crore)

Loss allowance on 01.04.2017	11.07
Change in loss allowance	-
Loss allowance on 31.03.2018	11.07

Provision of ` 4.88 Crores (Nil) has been recognized as Coal Quality Variance for sampling results awaited from referee samplers and disclosed separately in Note 21 Provisions.

## Significant estimates and judgments for Impairment of financial assets

The impairment provisions for financial assets disclosed above are based on assumptions about risk of default and expected loss rates. The Company uses judgment in making these assumptions and selecting the inputs to the impairment calculation, based on the Company's past history, existing market conditions as well as forward looking estimates at the end of each reporting period.

### B. Liquidity Risk

Prudent liquidity risk management implies maintaining sufficient cash and marketable securities and the availability of funding through an adequate amount of committed credit facilities to meet obligations when due. Due to the dynamic nature of the underlying businesses, Company treasury maintains flexibility in funding by maintaining availability under committed credit lines.

Management monitors forecasts of the Company's liquidity position (comprising the undrawn borrowing facilities) and cash and cash equivalents on the basis of expected cash flows. This is generally carried out at local level in the operating companies of the Company in accordance with practice and limits set by the Company.

### C. Market risk

#### a) Foreign currency risk

The Company is exposed to foreign exchange risk arising from foreign currency transactions. Foreign exchange risk in respect of foreign operation is considered to be insignificant. The Company also imports and risk is managed by regular follow up. Company has a policy which is implemented when foreign currency risk becomes significant.

#### b) Cash flow and fair value interest rate risk

The Company's main interest rate risk arises from bank deposits with change in interest rate exposes the Company to cash flow interest rate risk. Company policy is to maintain most of its deposits at fixed rate.

Company manages the risk using guidelines from Department of public enterprises (DPE), diversification of bank deposits credit limits and other securities.

## Capital management

The company being a government entity manages its capital as per the guidelines of Department of investment and public asset management under ministry of finance.



Capital Structure of the company is as follows:

(` in Crore)

	31.03.2018	31.03.2017
Equity Share capital	6207.41	6207.41
Long term debt	-	-

### 3. Employee Benefits: Recognition and Measurement (Ind AS-19)

#### a) Provident Fund:

Company pays fixed contribution towards Provident Fund and Pension Fund at pre-determined rates to a separate trust named Coal Mines Provident Fund (CMPF). The contribution towards the fund during the year is ` 28.61.Crore (` 27.71 Crore)has been recognized in the Statement of Profit & Loss (Note 28).

#### b) The Company operates some defined benefit plans as follows which are valued on actuarial basis:

##### (i) Funded

- Gratuity
- Leave Encashment
- Medical Benefits

##### (ii) Unfunded

- Life Cover Scheme
- Settlement Allowance
- Group Personal Accident Insurance
- Leave Travel Concession
- Compensation to dependent on Mine Accident Benefits

Total liability as on 31.03.2018 based on valuation made by the Actuary, details of which are mentioned below is ` 462.42 Crore.

(` in Crore)

Particulars	Opening Actuarial Liability as on 01.04.2017	Incremental Liability/adjustment during the year	Closing Actuarial Liability as on 31.03.2018
Gratuity	138.96	85.70	224.66
Earned Leave	51.08	(9.20)	41.88
Half Pay Leave	17.81	(4.65)	13.16
Life Cover Scheme	0.73	(0.08)	0.65
Settlement Allowance Executives	0.74	0.35	1.09
Settlement Allowance Non-executives	1.38	(0.16)	1.22
Group Personal Accident Insurance Scheme	0.03	0.00	0.03
Leave Travel Concession	13.23	2.64	15.87
Medical Benefits Executives	147.31	4.18	151.49
Medical Benefits Non-Executives	6.03	5.45	11.48
Compensation to dependents in case of mine accidental death	1.00	(0.11)	0.89
<b>Total</b>	<b>378.30</b>	<b>84.12</b>	<b>462.42</b>



# COAL INDIA LIMITED

A MAHARATNA COMPANY

## c) Disclosure as per Actuary's Certificate

The disclosures as per actuary's certificate for employee benefits for Gratuity (funded) and Leave Encashment (funded) are given below: -

### ACTUARIAL VALUATION OF GRATUITY LIABILITY AS AT 31.03.2018 CERTIFICATES AS PER IND AS 19 (2015)

(` in Crore)

Changes in Present Value of defined benefit obligations	As at 31.03.2018	As at 31.03.2017
Present Value of obligation at beginning of the period	138.96	140.93
Current Service Cost	9.31	11.88
Interest Cost	9.75	9.45
Plan amendments : vested portion at end of period (past service)	98.14	-
Actuarial (Gain) / Loss on obligations due to change in financial assumption	(6.83)	5.82
Actuarial (Gain) / Loss on obligations due to unexpected experience	0.46	(7.91)
Benefits Paid	25.13	21.21
Present Value of obligation at end of the period	224.66	138.96

(` in Crore)

Changes in Fair Value of Plan Assets	As at 31.03.2018	As at 31.03.2017
Fair Value of Plan Asset at beginning of the period	148.15	136.69
Interest Income	11.42	9.91
Employer Contributions	25.35	21.21
Benefits Paid	25.13	21.21
Return on Plan Assets excluding Interest income	(0.11)	1.55
Fair Value of Plan Asset as at end of the period	159.68	148.15

(` in Crore)

Statement showing reconciliation to Balance Sheet	As at 31.03.2018	As at 31.03.2017
Funded Status	(64.98)	9.19
Unrecognized actuarial (gain) / loss at end of the period	-	-
Fund Asset	159.68	148.15
Fund Liability	224.66	138.96

Statement showing Plan Assumptions:	As at 31.03.2018	As at 31.03.2017
Discount Rate	7.71%	7.25%
Expected Return on Plan Asset	7.71%	7.25%
Rate of Compensation Increase (Salary Inflation)	Executives-9.00% Non-Executives- 6.25%	Executives-9.00% Non-Executives- 6.50%
Mortality Table	IALM 2006-2008 ULTIMATE	
Superannuation at Age	60	60
Early Retirement and Disablement	0.30% p.a.	1.00% p.a.

(` in Crore)

Expense Recognized in Statement of Profit / Loss	As at 31.03.2018	As at 31.03.2017
Current Service Cost	9.31	11.88
Past service cost (vested)	98.14	-
Net Interest Cost	(1.68)	(0.47)
Benefit Cost (Expense recognised in Statement of Profit/Loss)	105.77	11.42



(` in Crore)

Other Comprehensive Income	As at 31.03.2018	As at 31.03.2017
Actuarial (Gain) / Loss on obligations due to change in financial assumption	(6.83)	5.82
Actuarial (Gain) / Loss on obligations due to unexpected experience	0.46	(7.91)
Total Actuarial (Gain) / Loss	(6.37)	(2.09)
Return on Plan Asset, excluding Interest Income	(0.11)	1.55
Net (Income) / Expense for the period recognised in Other Comprehensive Income	(6.25)	(3.64)

**Mortality Table**

Age	Mortality (Per Annum)
25	0.000984
30	0.001056
35	0.001282
40	0.001803
45	0.002874
50	0.004946
55	0.007888
60	0.011534
65	0.0170085
70	0.0258545

(` in Crore)

Statement Showing expected return on Plan Asset at end Measurement	As at 31.03.2018	As at 31.03.2017
Current liability	37.03	23.25
Non-Current Liability	187.63	115.71
Net Liability	224.66	138.96

**ACTUARIAL VALUATION OF LEAVE ENCASHMENT BENEFIT (EL/HPL) AS AT 31.03.2018 CERTIFICATES AS PER IND AS 19 (2015)**

(` in Crore)

Changes in Present Value of defined benefit obligations	As at 31.03.2018	As at 31.03.2017
Present Value of obligation at beginning of the period	68.89	57.04
Current Service Cost	8.33	11.82
Interest Cost	4.61	3.66
Actuarial (Gain) / Loss on obligations due to change in financial assumption	(1.57)	11.94
Actuarial (Gain) / Loss on obligations due to unexpected experience	(7.00)	(2.44)
Benefits Paid	18.22	13.13
Present Value of obligation at end of the period	55.04	68.89

(` in Crore)

Changes in Fair Value of Plan Assets	As at 31.03.2018	As at 31.03.2017
Fair Value of Plan Asset at beginning of the period	37.72	35.00
Interest Income	2.91	2.54
Employer Contributions	18.41	13.13
Benefits Paid	18.41	13.13
Return on Plan Assets excluding Interest income	(0.21)	0.18
Fair Value of Plan Asset as at end of the period	40.42	37.72

(` in Crore)

Statement showing reconciliation to Balance Sheet	As at 31.03.2018	As at 31.03.2017
Funded Status	(14.62)	(31.17)
Fund Asset	40.42	37.72
Fund Liability	55.04	68.89



# COAL INDIA LIMITED

A MAHARATNA COMPANY

Statement showing Plan Assumptions:	As at 31.03.2018	As at 31.03.2017
Discount Rate	7.71%	7.25%
Expected Return on Plan Asset	7.71%	7.25%
Rate of Compensation Increase (Salary Inflation)	9.00% for Executives and 6.25% for Non-Executives	9.00% for Executives and 6.50% for Non-Executives
Mortality Table	IALM 2006-2008 ULTIMATE	
Superannuation at Age	60	60
Early Retirement and Disablement	0.30% p.a.	1.00% p.a.
Voluntary Retirement	Ignored	Ignored

(` in Crore)

Expense Recognized in Statement of Profit / Loss	As at 31.03.2018	As at 31.03.2017
Current Service Cost	8.33	11.82
Net Interest Cost	1.69	1.12
Net Actuarial Gain / Loss	(8.17)	9.32
Benefit Cost (Expense recognised in Statement of Profit/Loss)	1.85	22.26

## Mortality Table

Age	Mortality (Per Annum)
25	0.000984
30	0.001056
35	0.001282
40	0.001803
45	0.002874
50	0.004946
55	0.007888
60	0.011534
65	0.0170085
70	0.0258545



(` in Crore)

Statement Showing expected return on Plan Asset at end Measurement	As at 31.03.2018	As at 31.03.2017
Current liability	6.67	7.84
Non-Current Liability	48.37	61.05
Net Liability	55.04	68.89

#### 4. Unrecognized items

##### a) Contingent Liabilities

##### I. Claims against the company not acknowledged as debt

(` in Crore)

Sl. No.	particulars	Central Government Deptt./agencies	State Government Deptt./ Agencies and other local authorities	Central Public Sector Enterprises	Others	Total
1	Opening as on 01.04.2017	-	12.19	0.15	598.98	611.32
2	Addition during the year	4.45	-	-	0.06	4.51
3	Claims settled during the year					
	a. From opening balance	-	-	-	0.34	0.34
	b. Out of addition during the year	-	-	-	-	-
	c. Total claims settled during the year (a + b)	-	-	-	0.34	0.34
4	Closing as on 31.03.2018	4.45	12.19	0.15	598.70	615.49

##### II. Guarantee

The company has given guarantee on behalf of subsidiaries namely, Eastern Coalfields Limited and Mahanadi Coalfields Limited to the extent of their obligations under loans (principal and interest) made to Export Development Corporation, Canada and Natexis Banque (for purchase of Machinery from Liebherr France). The outstanding balance as on 31.03.2018 stood at ` 161.20 Crore (` 167.20 Crore) and ` 7.09 Crore (` 6.64 Crore) respectively. Other bank guarantee issued is ` 0.84 Crore (` 1.01 Crore).

##### III. Letter of Credit:

As on 31.03.2018 outstanding letters of credit is Nil (Nil).

##### b) Commitments

Estimated amount of contracts remaining to be executed on capital account and not provided for: ` 19.38 Crore (` 23.03 Crore).

Other Commitment: ` 391.02 Crore (` 312.24 Crore)



# COAL INDIA LIMITED

A MAHARATNA COMPANY

## 5. Other Information

### a) Provisions

The position and movement of various provisions except those relating to employee benefits which are valued actuarially, as on 31.03.2018 are given below:

(` in Crore)

Provisions	Opening Balance as on 1.04.2017	Addition during the Year	Write back/Adj. during the Year	Unwinding of discounts	Closing Balance as on 31.03.2018
<b>Note 3:-Property, Plant and Equipment:Impairment of Assets</b>	0.10	0.42	—	—	0.52
<b>Note 8:- Loans :Other Loans</b>	1.50	—	—	—	1.50
<b>Note 9:- Other Financial Assets:</b>					
Current Account with Subsidiaries	53.08	0.75	—	—	53.83
Claim receivables	2.26	—	—	—	2.26
Other Receivables	—	—	—	—	—
Other Deposits	0.01	—	—	—	0.01
Against Security Deposit for Utilities	0.17	—	—	—	0.17
Exploratory Drilling Work	61.27	—	15.91	—	45.36
<b>Note 11:- Other Current Assets :</b>					
Advances for Revenue	0.22	—	—	—	0.22
Advance Payment Against Statutory Dues	0.02	—	—	—	0.02
Other Receivables	0.74	—	—	—	0.74
<b>Note 12:-Inventories :</b>					
Stock of Coal	0.06	—	—	—	0.06
Stock of Stores & Spares	0.90	—	0.07	—	0.83
<b>Note 13:-Trade Receivables :</b>					
Provision for bad & doubtful debts	11.07	—	—	—	11.07
<b>Note 21 :- Non-Current &amp; Current Provision :</b>					
Ex Gratia	11.46	11.49	11.94	—	11.01
Performance related pay	28.90	7.83	22.92	—	13.81
NCWA-X	15.19	21.26	9.55	—	26.90
Executive Pay Revision	2.67	30.17	—	—	32.84
Mine Closure	37.89	2.28	—	—	40.17
Coal Quality Variance	—	4.88	—	—	4.88
Others	0.07	—	—	—	0.07



## b) Segment Reporting

(` in Crore)

Description	Coal Mining		Other Incidental Activities		Total	
	31.03.2018	31.03.2017	31.03.2018	31.03.2017	31.03.2018	31.03.2017
<b>Revenue :</b>						
External sales	362.93	306.40	-	-	362.93	306.40
Dividend Income	-	-	8,853.18	10,429.51	8,853.18	10,429.51
Buyback Income	-	-	-	3,914.16	-	3,914.16
<b>Total Revenue :</b>	<b>362.93</b>	<b>306.40</b>	<b>8,853.18</b>	<b>14,343.67</b>	<b>9,216.11</b>	<b>14,650.07</b>
<b>Segment Result (before tax and interest)</b>	<b>(119.78)</b>	<b>(122.63)</b>	<b>8,853.18</b>	<b>14,343.67</b>	<b>8,733.40</b>	<b>14,221.04</b>
Unallocated Income / Expenditure (Net)	-	-	-	-	209.90	(154.44)
Operating Profit	-	-	-	-	8943.30	14,066.60
Finance Cost	2.29	2.13	(260.15)	(138.36)	(257.86)	(136.23)
Interest/Dividend Income	1.84	1.20	111.83	306.20	113.67	307.40
Income Tax	-	-	-	-	21.41	11.14
<b>Profit from Ordinary Activities:</b>	<b>4.13</b>	<b>3.33</b>	<b>(148.32)</b>	<b>167.84</b>	<b>9293.42</b>	<b>14,499.09</b>
<b>Other Information</b>						
Segment Assets	208.62	239.16	-	-	208.62	239.16
Unallocated Corporate Assets	-	-	-	-	5,242.13	6,295.24
<b>Total Assets :</b>	<b>208.62</b>	<b>239.16</b>	<b>-</b>	<b>-</b>	<b>5,450.75</b>	<b>6,534.40</b>
Segment Liabilities	455.13	371.09	-	-	455.13	371.09
Unallocated Corporate Liabilities	-	-	-	-	5,315.08	4,571.07
<b>Total Liabilities :</b>	<b>455.13</b>	<b>371.09</b>	<b>-</b>	<b>-</b>	<b>5,770.21</b>	<b>4,942.16</b>
Segment Capital Expenditure	41.15	3.90	-	-	41.15	3.90
Unallocated Capital Expenditure	-	-	-	-	79.22	4.07
<b>Total Capital Expenditure :</b>	<b>41.15</b>	<b>3.90</b>	<b>-</b>	<b>-</b>	<b>120.37</b>	<b>7.97</b>
Depreciation (Including provision for impairment)	15.29	10.32	-	-	15.29	10.32
Unallocated Depreciation (Including Other provisions)	-	-	-	-	36.64	23.68
<b>Total Depreciation (Including provision for impairment) :</b>	<b>15.29</b>	<b>10.32</b>	<b>-</b>	<b>-</b>	<b>51.93</b>	<b>34.00</b>



# COAL INDIA LIMITED

A MAHARATNA COMPANY

## c) Authorised Share Capital

(` in Crores)

	As on 31.03.18	As on 31.03.17
8,00,00,00,000 Equity Shares of ` 10/- each	8,000.00	8,000.00
90,41,800 Non-Cumulative 10% Redeemable Preference Shares of ` 10/- each	904.18	904.18

## d) Earnings per share

Sl. No.	Particulars	For the Year ended 31.03.2018	For the year ended 31.03.2017
i)	Net profit after tax attributable to Equity Share Holders	9293.42 Crores	14499.09 Crores
ii)	Weighted Average no. of Equity Shares Outstanding	6207409177	6270095744
iii)	Basic and Diluted Earnings per Share in Rupees Face value ` 10/- per share)	` 14.97	` 23.12

## e) Related Party Disclosures

### A. Key Managerial Personnel

Mr. A. K. Jha, Chairman-Cum-Managing Director (w.e.f 18.05.2018)  
 Mr. Suresh Kumar, Chairman-Cum-Managing Director (Addl. Charge (w.e.f 23.04.2018 to 17.05.2018)  
 Mr. Gopal Singh, Chairman-Cum-Managing Director (Addl. Charge)(w.e.f. 01.09.2017 to 20.04.2018)  
 Mr. S. Bhattacharya, Chairman-Cum-Managing Director (w.e.f 05.01.2015 to 31.08.2017)  
 Mr. C.K. Dey, Director (Finance)  
 Mr. S.N. Prasad, Director (Marketing)  
 Mr. Binay Dayal, Director (Technical)  
 Mr. Shekhar Saran, Director (Technical) - Additional Charge (up to 10.10.2017)  
 Mr. R. P. Srivastava, Director (P&IR)  
 Mr. R. R. Mishra, Director (P&IR) - Additional Charge (up to 30.01.2018)  
 Mr. M Viswanathan, Company Secretary

### Independent Directors (appointed on 17.11.2015)

Ms. Loretta M. Vas  
 Mr. Vinod Jain  
 Dr. D.C. Panigrahi  
 Prof. Khanindra Pathak  
 Dr. S.B. Agnihotri  
 Mr. Vinod Kumar Thakral (appointed on 06.09.2017)  
 Mr. Bharatbhai Laxmanbhai Gajipara (appointed on 22.09.2017)



## Remuneration of Key Managerial Personnel

(` in Crore)

Sl. No.	Payment to CMD, Whole Time Directors and Company Secretary	For the Year ended 31.03.2018	For the year ended 31.03.2017
i)	<b>Short Term Employee Benefits</b> Gross Salary Medical Benefits Perquisites and other benefits	0.81 0.05 0.85	1.46 0.12 2.11
ii)	<b>Post-Employment Benefits</b> Contribution to P.F. & other fund	0.11	0.16
iii)	<b>Termination Benefits</b>	1.26	1.12
	<b>TOTAL</b>	<b>3.08</b>	<b>4.97</b>

Note:

- (i) Besides above, whole time Directors have been allowed to use of cars for private journey upto a ceiling of 1000 KMs on payment of ` 2000 per month as per service conditions.

## Payment to Independent Directors

(` in Crore)

Sl. No.	Payment to Independent Directors	For the Year ended 31.03.2018	For the year ended 31.03.2017
i)	Sitting Fees	0.80	0.54

## Balances Outstanding with Key Managerial Personnel as on 31.03.2018

Sl. No.	Particulars	As on 31.03.2018	As on 31.03.2017
i)	Amount Payable	Nil	0.24
ii)	Amount Receivable	Nil	Nil

## B. Related Party Transactions within Group

The Company being a Government related entity is exempt from the general disclosure requirements in relation to related party transactions and outstanding balances with the controlling Government and another entity under same Government.

Coal India Limited has entered into transactions with its subsidiaries which include Apex charges, Rehabilitation charges, Lease rent, Interest on Funds parked by subsidiaries, IICM charges and other expenditure incurred by or on behalf of other subsidiaries through current account.

As per Ind AS 24, following are the disclosures regarding nature and amount of significant transactions.

Nature of Transaction	Purpose	Amount (` in Crore)
Apex Charges	Levied on subsidiaries for management consultancy services provided by CIL	566.58
Rehabilitation Charges	Levied on subsidiaries for shifting and rehabilitation dealing with fire and stabilization of unstable areas of ECL and BCCL as per direction of Ministry of Coal, GOI.	347.64
Lease Rent Income	Lease Rent levied on assets leased out by CIL to Indian Institute of Coal Management (IICM) and Dankuni Coal Complex, SECL	3.60
Interest on Funds parked by subsidiaries	Interest on funds parked by subsidiaries with CIL calculated at the average yield earned by CIL	14.48
IICM charges	IICM charges levied on subsidiaries for training of the employees and development of IICM	5.94



# COAL INDIA LIMITED

A MAHARATNA COMPANY

**f) Goods procured by Coal India Ltd. on behalf of Subsidiaries**

As per existing practice, goods purchased by Coal India Ltd. on behalf of subsidiary companies are accounted for in the books of respective subsidiaries directly.

**g) Insurance and escalation claims**

Insurance and escalation claims are accounted for on the basis of admission/final settlement.

**h) Provisions made in the Accounts**

Provisions made in the accounts against slow moving/non-moving/obsolete stores, claims receivable, advances, doubtful debts etc. are considered adequate to cover possible losses.

**i) Current Assets, Loans and Advances etc.**

In the opinion of the Management, assets other than fixed assets and non-current investments have a value on realisation in the ordinary course of business at least equal to the amount at which they are stated.

**j) Current Liabilities**

Estimated liability has been provided where actual liability could not be measured.

**k) Balance Confirmations**

Balance confirmation/reconciliation is carried out for cash & bank balances, certain loans & advances, long term liabilities and current liabilities. Provision is taken against all doubtful unconfirmed balances.

**l)** During the financial year 2013-14, a case of misappropriation of Company's fund for personal gain came to the notice of the management. The matter has been investigated by different agencies and appropriate action for recovery is underway. As per the estimate of the internal audit department of Coal India Limited, the amount involved is ₹ 1.17 Crore approximately.

**m) Value of imports on CIF basis**

( ₹ in Crore)

Particulars	For the Year ended 31.03.2018	For the year ended 31.03.2017
(i) Raw Material	NIL	NIL
(ii) Capital Goods	NIL	NIL
(iii) Stores, Spares & Components	NIL	NIL

**n) Expenditure incurred in Foreign Currency**

( ₹ in Crore)

Particulars	For the Year ended 31.03.2018	For the year ended 31.03.2017
Travelling Expenses	0.32	0.29
Training Expenses	0.18	0.53
Others	0.05	0.23

**o) Earning in Foreign Exchange: Nil (Nil)**

**p) Total Consumption of Stores and Spares**

( ₹ in Crore)

Particulars	For the Year ended 31.03.2018		For the year ended 31.03.2017	
	Amount	% of total consumption	Amount	% of total consumption
(i) Imported Materials	NIL	-	NIL	-
(ii) Indigenous	6.93	100%	8.22	100%



## q) Statement of Opening Stock, Production, Purchases, Turnover and Closing Stock of Coal

( ` in Crore and Quantity in '000 MT)

Particulars	For the Year ended 31.03.2018		For the year ended 31.03.2017	
	Qty.	Value	Qty.	Value
<b>Opening Stock</b>	<b>183.19</b>	<b>67.43</b>	<b>359.87</b>	<b>150.92</b>
Production	781.33	310.18	600.29	-
Sales	894.62	357.13	776.97	306.68
Own Consumption	0.01	0.00	-	-
Write Off	-	-	-	-
<b>Closing Stock</b>	<b>69.89</b>	<b>20.48</b>	<b>183.19</b>	<b>67.43</b>

## r) Details of Loans given, Investments made and Guarantee given covered u/s 186(4) of the Companies Act, 2013

- a) Loans given are shown in Note 8 under the head 'Loans to related parties' and Investments made are shown in Note 7 under the respective heads.
- b) Corporate guarantees given by the company in respect of loans taken by subsidiaries as at 31.03.2018-

( ` in Crore)

Name of the Company	As at 31.03.2018	As at 31.03.2017
1. Eastern Coalfields limited(Loan taken from Export Development Corporation, Canada)	161.20	167.20
2. Mahanadi Coalfields Limited(Loan taken from Natexis Banque)	7.09	6.64

## s) Total Comprehensive Income (TCI) attributable to owners of the company for the year ended 31.03.2017, and other equity as at 31.03.2017 has been restated as per Ind AS 8, and reconciliation of the same with figures as reported earlier is as under:

( ` in Crore)

Particulars	For the year ended 31.03.2017
<b>Total Comprehensive income attributable to owners of the company reported earlier</b>	14503.93
<u>Adjustment for prior period items</u>	
Advertisement and Publicity	0.89
Legal Expenses	0.55
<b>Total Comprehensive income attributable to owners of the company, now restated</b>	14502.49
EPS (Basic & diluted) for FY 16-17 now restated	23.12
EPS (Basic & diluted) for FY 16-17 reported earlier	23.13

## Reconciliation of other equity as at 31.03.2017

( ` in Crore)

Particulars	
<b>Other Equity as at 31.03.2017 reported earlier</b>	<b>7712.39</b>
<u>Adjustment for prior period items:</u>	
Decrease in retained earnings for training expenses relating to periods prior to FY 2016-17	0.92
Decrease in the profits for FY 2016-17 for expenses relating to FY 2016-17 (Refer above table)	1.44
<b>Other equity (Reserve excluding Revaluation Reserve) as at 31.03.2017 now restated</b>	<b>7710.03</b>



# COAL INDIA LIMITED

A MAHARATNA COMPANY

**t) Significant accounting policy**

Significant accounting policy (Note-2) has been drafted to elucidate the accounting policies adopted by the Company in accordance with Indian Accounting Standards (Ind ASs) notified by Ministry of Corporate Affairs (MCA) under the Companies (Indian Accounting Standards) Rules, 2015.

**u) Others**

- i. Previous year's figures have been restated, regrouped and rearranged wherever considered necessary.
- ii. Previous Year's figures in Note No. 3 to 38 are in brackets.
- iii. Note – 1 and 2 represents Corporate information and Significant Accounting Policies respectively, Note 3 to 23 form part of the Balance Sheet as at 31st March, 2018 and 24 to 37 form part of Statement of Profit & Loss for the year ended on that date. Note – 38 represents Additional Notes to the Financial Statements.

Signature to Note 1 to 38.

On behalf of the Board

As per our report annexed  
For Chaturvedi & Co.  
Chartered Accountants  
FR No. 302137E

(A. K. Jha)  
Chairman-Cum-Managing  
Director & CEO  
DIN – 06645361

(C. K. Dey)  
Director (Finance)  
& CFO DIN - 03204505

(CA S.C. Chaturvedi)  
Partner  
Membership No. 012705  
Dated: 29<sup>th</sup> May, 2018  
Place: Kolkata

(S. Dutta)  
General Manager  
(Finance)

(M. Viswanathan)  
Company Secretary



*Intentionally Left Blank*



**Annual Accounts 2017-18**  
**(Consolidated CIL & its Subsidiaries)**



## BALANCE SHEET AS AT 31.03.2018 - CONSOLIDATED

(` in Crore)

	Note No.	As at	
		31.03.2018	31.03.2017
<b>ASSETS</b>			
<b>Non-Current Assets</b>			
(a) Property, Plant & Equipments	3	24,063.30	22,035.99
(b) Capital Work in Progress	4	10,286.42	8,585.22
(c) Exploration and Evaluation Assets	5	3,484.58	1,717.73
(d) Intangible Assets	6	29.53	57.65
(e) Intangible Assets under Development		-	-
(f) Investment Property		-	-
(g) Financial Assets			
(i) Investments	7	1,303.06	969.39
(ii) Loans	8	1,020.08	23.29
(iii) Other Financial Assets	9	10,590.03	9,534.29
(h) Deferred Tax Assets (net)		5,355.05	2,732.76
(i) Other non-current assets	10	<u>2,545.40</u>	<u>2,238.99</u>
<b>Total Non-Current Assets (A)</b>		<b><u>58,677.45</u></b>	<b><u>47,895.31</u></b>
<b>Current Assets</b>			
(a) Inventories	12	6,443.85	8,945.27
(b) Financial Assets			
(i) Investments	7	205.57	513.47
(ii) Trade Receivables	13	8,689.16	12,476.27
(iii) Cash & Cash equivalents	14	4,192.67	4,193.91
(iv) Other Bank Balances	15	27,282.40	26,955.28
(v) Loans	8	3.69	12.48
(vi) Other Financial Assets	9	3,565.64	2,829.83
(c) Current Tax Assets (Net)		8,177.73	7,467.97
(d) Other Current Assets	11	<u>10,253.57</u>	<u>6,525.43</u>
<b>Total Current Assets (B)</b>		<b><u>68,814.28</u></b>	<b><u>69,919.91</u></b>
<b>Total Assets (A + B)</b>		<b>1,27,491.73</b>	<b>1,17,815.22</b>
<b>EQUITY AND LIABILITIES</b>			
<b>Equity</b>			
(a) Equity Share Capital	16	6,207.41	6,207.41
(b) Other Equity	17	<u>13,639.16</u>	<u>18,310.68</u>
<b>Equity attributable to equityholders of the company</b>		<b>19,846.57</b>	<b>24,518.09</b>
Non-Controlling Interests		<u>362.45</u>	<u>345.92</u>
<b>Total Equity (A)</b>		<b><u>20,209.02</u></b>	<b><u>24,864.01</u></b>
<b>Liabilities</b>			
<b>Non-Current Liabilities</b>			
(a) Financial Liabilities			
(i) Borrowings	18	1,054.40	294.80
(ii) Trade Payables		-	-
(iii) Other Financial Liabilities	20	1,163.55	1,042.76
(b) Provisions	21	49,903.10	43,778.11
(c) Other Non-Current Liabilities	22	<u>4,366.58</u>	<u>3,819.71</u>
<b>Total Non-Current Liabilities (B)</b>		<b><u>56,487.63</u></b>	<b><u>48,935.38</u></b>



# COAL INDIA LIMITED

A MAHARATNA COMPANY

## BALANCE SHEET AS AT 31.03.2018 - CONSOLIDATED

(` in Crore)

	Note No.	As at	
		31.03.2018	31.03.2017
<b>Current Liabilities</b>			
(a) Financial Liabilities			
(i) Borrowings	18	476.54	2,712.97
(ii) Trade payables	19	4,516.93	3,884.31
(iii) Other Financial Liabilities	20	5,415.54	4,747.97
(b) Other Current Liabilities	23	25,572.48	21,524.07
(c) Provisions	21	<u>14,813.59</u>	<u>11,146.51</u>
<b>Total Current Liabilities (C)</b>		<b><u>50,795.08</u></b>	<b><u>44,015.83</u></b>
<b>Total Equity and Liabilities (A+B+C)</b>		<b>1,27,491.73</b>	<b>1,17,815.22</b>

The Accompanying Notes form an integral part of the Financial Statements.

As per our report annexed  
For Chaturvedi & Co.  
Chartered Accountants  
FR No. 302137E

(CA S.C.Chaturvedi)  
Partner  
Membership No. 012705

Dated : 29<sup>th</sup> May, 2018  
Place : Kolkata

On behalf of the Board

(A.K.Jha)  
Chairman- Cum-Managing  
Director & CEO  
DIN-06645361

(C.K.Dey)  
Director (Finance)  
& CFO  
DIN-03204505

(S. Dutta)  
General Manager (Finance)

(M.Viswanathan)  
Company Secretary





# COAL INDIA LIMITED

A MAHARATNA COMPANY

## STATEMENT OF PROFIT & LOSS FOR THE YEAR ENDED 31.03.2018- CONSOLIDATED

(` in Crore)

	Notes	For the Year ended 31.03.2018	For the year ended 31.03.2017
(XVI) Total Comprehensive Income for the year (XIV+XV) (Comprising Profit (Loss) and Other Comprehensive Income for the year)		<u>7,652.73</u>	<u>9,361.77</u>
Profit attributable to:			
Owners of the company		7,020.34	9,280.02
Non-controlling interest		<u>(0.12)</u>	<u>(0.25)</u>
		<u>7,020.22</u>	<u>9,279.77</u>
Other Comprehensive Income attributable to:			
Owners of the company		632.51	82.00
Non-controlling interest		<u>-</u>	<u>-</u>
		<u>632.51</u>	<u>82.00</u>
Total Comprehensive Income attributable to:			
Owners of the company		7,652.85	9,362.02
Non-controlling interest		<u>(0.12)</u>	<u>(0.25)</u>
		<u>7,652.73</u>	<u>9,361.77</u>
(XVII) Earnings per equity share (for continuing operation):			
(1) Basic		11.31	14.80
(2) Diluted		11.31	14.80
(XVIII) Earnings per equity share (for discontinued operation):			
(1) Basic		-	-
(2) Diluted		-	-
(XIX) Earnings per equity share (for discontinued & continuing operation):			
(1) Basic		11.31	14.80
(2) Diluted		11.31	14.80
Refer note 38 (6) (c) for calculation of EPS			

As per our report annexed  
For Chaturvedi & Co.  
Chartered Accountants  
FR No. 302137E

(CA S.C.Chaturvedi)  
Partner  
Membership No. 012705  
Dated : 29<sup>th</sup> May, 2018  
Place : Kolkata

On behalf of the Board

(A.K.Jha)  
Chairman- Cum-Managing  
Director & CEO  
DIN-06645361

(S. Dutta)  
General Manager(Finance)

(C.K.Dey)  
Director (Finance)  
& CFO  
DIN-03204505

(M.Viswanathan)  
Company Secretary



## CONSOLIDATED CASH FLOW STATEMENT (INDIRECT METHOD)

(₹ in Crore)

		For the Year ended 31.03.2018	For the year ended 31.03.2017
<b>CASH FLOW FROM OPERATING ACTIVITIES</b>			
Profit before tax		11,004.29	14,444.81
Adjustments for :			
Depreciation / Impairment of Fixed Assets		3,046.83	2,906.75
Interest from Bank Deposits		(2,039.85)	(2,766.28)
Finance cost related to financing activity		36.99	30.63
Unwinding of discount		254.00	378.55
Share in (profit)/loss of JV		0.41	(1.76)
Interest / Dividend from investments		(251.57)	(265.02)
Profit / Loss on sale of Fixed Assets		(19.43)	3.98
Provisions made & write off		312.08	2,331.95
Liability write back		(850.69)	(702.26)
Stripping Activity Adjustment		3,357.14	2,672.21
<b>Operating Profit before Current/Non Current Assets and Liabilities</b>		<b>14,850.20</b>	<b>19,033.56</b>
<b>Adjustment for :</b>			
Trade Receivables		3,878.93	(1,056.93)
Inventories		2,481.22	(1,376.10)
Current/Non current/Loans, Other financial assets and other Assets		(5,643.61)	(503.73)
Current/Non current/Provisions, Other financial liabilities and other liabilities		13,128.49	9,305.57
<b>Cash Generated from Operation</b>		<b>28,695.23</b>	<b>25,402.37</b>
Income Tax Paid/Refund		(7,432.89)	(8,941.53)
<b>Net Cash Flow from Operating Activities</b>	<b>(A)</b>	<b>21,262.34</b>	<b>16,460.84</b>
<b>CASH FLOW FROM INVESTING ACTIVITIES</b>			
Purchase of Fixed Assets		(8,529.30)	(8,676.13)
Investment in Bank Deposit		(1,526.04)	4,245.16
Change in investments		307.90	1,426.49
Investment in Joint Venture		(333.22)	(5.03)
Interest pertaining to Investing Activities		2,152.87	3,193.21
Interest / Dividend from investments		251.51	270.94
<b>Net Cash from Investing Activities</b>	<b>(B)</b>	<b>(7,676.28)</b>	<b>454.64</b>
<b>CASH FLOW FROM FINANCING ACTIVITIES</b>			
Repayment/Increase of Short Term Borrowings		-	-
Change in Borrowings		(1,477.81)	1,816.85
Interest & Finance cost pertaining to Financing Activities		(36.99)	(30.63)
Receipt of Shifting & Rehabilitation Fund		251.31	272.01



# COAL INDIA LIMITED

A MAHARATNA COMPANY

## CONSOLIDATED CASH FLOW STATEMENT (INDIRECT METHOD)

(` in Crore)

		For the Year ended 31.03.2018	For the year ended 31.03.2017
Dividend on Equity shares		(10,242.24)	(12,352.76)
Tax on Dividend on Equity shares		(2,081.57)	(2,750.36)
Buyback of Equity Share Capital		-	(3,650.00)
Tax on Buyback of Equity Share Capital		-	(903.08)
<b>Net Cash used in Financing Activities</b>	<b>( C )</b>	<b>(13,587.30)</b>	<b>(17,597.97)</b>
<b>Net Increase / (Decrease) in Cash &amp; Cash equivalent (A+B+C)</b>		<b>(1.24)</b>	<b>(682.49)</b>
Cash & Cash equivalent as at the beginning of the period (Refer Note 14 for components of cash & cash equivalents)		4,193.91	4,876.40
Cash & Cash equivalent as at the end of the period (Refer Note 14 for components of cash & cash equivalents)		4,192.67	4,193.91
(All figures in bracket represent outflow.)			

As per our report annexed  
For Chaturvedi & Co.  
Chartered Accountants  
FR No. 302137E

(CA S.C. Chaturvedi)  
Partner  
Membership No. 012705

Dated : 29<sup>th</sup> May, 2018  
Place : Kolkata

On behalf of the Board

(A. K. Jha)  
Chairman- Cum-Managing  
Director & CEO  
DIN-06645361

(S. Dutta)  
General Manager (Finance)

(C.K.Dey)  
Director (Finance)  
& CFO  
DIN-03204505

(M.Viswanathan)  
Company Secretary



## STATEMENT OF CHANGES IN EQUITY FOR THE YEAR ENDED 31.03.2018 - CONSOLIDATED

## A. EQUITY SHARE CAPITAL

(` in Crore)

Particulars	Balance as at 01.04.2016	Changes In Equity Share Capital during the year	Balance as at 31.03.2017	Balance as at 01.04.2017	Changes In Equity Share Capital during the year	Balance as at 31.03.2018
6,20,74,09,177 Equity Shares of ` 10/- each (6,20,74,09,177 Equity Shares of ` 10/- each )	6,316.36	(108.95)	6,207.41	6,207.41	-	6,207.41

## B. OTHER EQUITY

(` in Crore)

Particulars	Other Reserves		General Reserve	Retained Earnings		Other Comprehensive Income	Total
	Capital Redemption reserve	Capital reserve		Surplus	Accumulated losses in ECL, BCCL & WCL		
<b>Balance as at 01.04.2016</b>	1,808.36	18.18	23,139.53	6,653.19	(3,396.58)	294.12	28,516.80
Prior period errors	-	-	-	(22.52)	0.04	-	(22.48)
<b>Restated balance as at 01.04.2016</b>	<b>1,808.36</b>	<b>18.18</b>	<b>23,139.53</b>	<b>6,630.67</b>	<b>(3,396.54)</b>	<b>294.12</b>	<b>28,494.32</b>
Additions during the year	-	2.32	-	-	-	-	2.32
Adjustments during the year	-	(0.69)	-	(0.04)	-	-	(0.73)
Profit for the period	-	-	-	10,221.15	(941.13)	-	9,280.02
Remeasurement of Defined Benefit Plans (net of Tax)	-	-	-	-	-	82.00	82.00
<b>Appropriations</b>							
Transfer to / from General reserve	-	-	510.75	(510.75)	-	-	(12,352.76)
Interim Dividend	-	-	-	(12,352.76)	-	-	(2,750.36)
Corporate Dividend tax	-	-	-	(2,750.36)	-	-	(3,541.05)
Buyback of Equity Shares	256.15	-	(3,797.20)	-	-	-	(903.08)
Tax on Buyback	-	-	(262.85)	(640.23)	-	-	
<b>Balance as at 31.03.2017</b>	<b>2,064.51</b>	<b>19.81</b>	<b>19,590.23</b>	<b>597.68</b>	<b>(4,337.67)</b>	<b>376.12</b>	<b>18,310.68</b>



# COAL INDIA LIMITED

A MAHARATNA COMPANY

(` in Crore)

	Other Reserves		General Reserve	Retained Earnings		Other Comprehensive Income	Total
	Capital Redemption reserve	Capital reserve		Surplus	Accumulated losses in ECL, BCCL & WCL		
<b>Balance as at 01.04.2017</b>	2,064.51	19.81	19,590.23	597.68	(4,337.67)	376.12	18,310.68
Additions during the year	-	0.39	-	-	-	-	0.39
Adjustments during the period	-	(0.99)	-	0.04	-	-	(0.95)
Profit for the period	-	-	-	11,099.24	(4,078.89)	-	7,020.35
Remeasurement of Defined Benefit Plans (net of Tax)	-	-	-	-	-	632.50	632.50
<b>Appropriations</b>							
Transfer to / from General reserve	-	-	544.89	(544.89)	-	-	-
Interim Dividend	-	-	-	(10,242.24)	-	-	(10,242.24)
Corporate Dividend tax	-	-	-	(2,081.57)	-	-	(2,081.57)
Issue of Bonus shares	(1,051.38)	1,548.45	(483.80)	(13.27)	(0.00)	-	(0.00)
<b>Balance as at 31.03.2018</b>	<b>1,013.13</b>	<b>1,567.66</b>	<b>19,651.32</b>	<b>(1,185.01)</b>	<b>(8,416.56)</b>	<b>1,008.62</b>	<b>13,639.16</b>

**Capital Reserve:** Grant / Funds received under S&T, PRE, EMSC, CCDA etc. as an implementing agency and used for creation of assets are treated as Capital Reserve and depreciation thereon is debited to Capital Reserve Account. The ownership of the asset created through grants lies with the authority from whom the grant is received. The balance as on 31.03.2018 and 31.03.2017 is ` 19.21 crore and ` 19.81 crore respectively.

Further capital reserve on consolidation includes ` 1548.45 crore recognised as utilization of Capital Redemption Reserve, General Reserve and Retained Earnings on issue of bonus shares by subsidiary companies viz. Northern Coalfields Limited (NCL), Mahanadi Coalfields Limited (MCL), South Eastern Coalfields Limited (SECL) and Coal Mine Planning and Designing Institute Limited (CMPDIL) in the ratio of 4:1, 4:1, 7:5 and 1:1 respectively to Coal India Limited (holding Co.). No. of shares issued as Bonus Shares by NCL, MCL, SECL and CMPDIL are 5462372 equity shares of ` 1000 each, 5649064 equity shares of ` 1000 each, 41,82,850 equity shares of ` 1000 and 1,90,400 equity shares of ` 1000 each respectively.

**As per our report annexed  
For Chaturvedi & Co.**  
Chartered Accountants  
FR No. 302137E

**(CA S.C.Chaturvedi)**  
Partner

Membership No. 012705

**Dated : 29<sup>th</sup> May, 2018**

**Place : Kolkata**

**On behalf of the Board**

**(A. K. Jha)**

Chairman- Cum-Managing  
Director & CEO  
DIN-06645361

**(C. K. Dey)**

Director (Finance)  
& CFO  
DIN-03204505

**(S. Dutta)**

General Manager (Finance)

**(M. Viswanathan)**

Company Secretary



## NOTES TO THE FINANCIAL STATEMENTS (CONSOLIDATED)

### Note 1 : CORPORATE INFORMATION

Coal India Limited (CIL) is a Maharatna Company with headquarters at Kolkata, West Bengal and listed on the Bombay Stock Exchange (BSE) and the National Stock Exchange (NSE).

The Company is mainly engaged in mining and production of Coal and also operates Coal washeries. The major consumers of the company are power and steel sectors. Consumers from other sectors include cement, fertilisers, brick kilns etc.

CIL is an apex body with 8 wholly-owned subsidiaries in India out of which 7 subsidiaries are coal producing and 1 subsidiary is engaged in mine planning, designing and related consultancy services. The operations of the Company are spread across 8 states in India. CIL also has a fully owned mining company in Mozambique known as 'Coal India Africana Limitada' which is yet to commence operations. Further some of the subsidiaries of CIL, are also having another layer of subsidiaries. There are also Joint Ventures/Associates of CIL and some of its subsidiaries.

### Note 2 : SIGNIFICANT ACCOUNTING POLICIES

#### 2.1 Basis of preparation of financial statements

The financial statements of the Company (CIL Consolidated) have been prepared in accordance with Indian Accounting Standards (Ind AS) notified under the Companies (Indian Accounting Standards) Rules, 2015.

The financial statements have been prepared on historical cost basis of measurement, except for

- certain financial assets and liabilities measured at fair value (refer accounting policy on financial instruments in para 2.15);
- Defined benefit plans- plan assets measured at fair value;
- Inventories at Cost or NRV whichever is lower (refer accounting policy in para no. 2.21).

##### 2.1.1 Rounding of amounts

Amounts in these financial statements have, unless otherwise indicated, have been rounded off to 'rupees in crore' upto two decimal points.

#### 2.2 Basis of consolidation

##### 2.2.1 Subsidiaries

Subsidiaries are all entities over which the Company has control. The Company controls an entity when the Company is exposed to, or has rights to, variable returns from its involvement with the entity and has the ability to affect those returns through its power to direct the relevant activities of the entity. Subsidiaries are fully consolidated from the date on which control is transferred to the Company. They are deconsolidated from the date when control ceases.

The acquisition method of accounting is used to account for business combinations by the Company.

The Company combines the financial statements of the parent and its subsidiaries line by line adding together like items of assets, liabilities, equity, cash flows, income and expenses. Intercompany transactions, balances and unrealised gains on transactions between group companies are eliminated. Unrealised losses between group companies are also eliminated unless the transaction provides evidence of an impairment of the transferred asset. All the companies within the CIL Consolidated normally uses accounting policies as adopted by the CIL Consolidated for like transactions and events in similar circumstances. In case of significant deviations of a particular constituent company within CIL Consolidated, appropriate adjustments are made to the financial statement of such constituent company to ensure conformity with the CIL Consolidated accounting policies.

Non-controlling interests in the results and equity of subsidiaries are shown separately in the consolidated statement of profit and loss, consolidated statement of changes in equity and balance sheet respectively.

##### 2.2.2 Associates

Associates are all entities over which the Company has significant influence but no control or joint control. This is generally the case where the Company holds between 20% and 50% of the voting rights.

Investments in associates are accounted for using the equity method of accounting, after initially being recognised at cost, except when the investment, or a portion thereof, classified as held for sale, in which case it is accounted in accordance with Ind AS 105.

The Company impairs its net investment in the associates on the basis of objective evidence.

##### 2.2.3 Joint arrangements

Joint arrangements are those arrangements where the Company is having joint control with one or more other parties.

Joint control is the contractually agreed sharing of control of the arrangement which exist only when decisions about the relevant activities require the unanimous consent of the parties sharing control.

Joint Arrangements are classified as either joint operations or joint ventures. The classification depends on the contractual rights and obligations of each investor, rather than the legal structure of the joint arrangement.



## 2.2.4 Joint Operations

Joint operations are those joint arrangements whereby the Company is having rights to the assets and obligations for the liabilities relating to the arrangements.

Company recognises its direct right to the assets, liabilities, revenues and expenses of joint operations and its share of any jointly held or incurred assets, liabilities, revenues and expenses. These have been incorporated in the financial statements under the appropriate headings.

## 2.2.5 Joint ventures

Joint ventures are those joint arrangements whereby the Company is having rights to the net assets of the arrangements.

Interests in joint ventures are accounted for using the equity method, after initially being recognised at cost in the consolidated balance sheet.

Investments in Joint venture are accounted for using the equity method of accounting, after initially being recognized at cost, except when the investment, or a portion thereof, classified as held for sale, in which case it is accounted in accordance with Ind AS 105.

The Company impairs its net investment in the joint venture on the basis of objective evidence.

## 2.2.6 Equity method

Under the equity method of accounting, the investments are initially recognised at cost and adjusted thereafter to recognise the Company's share of the post-acquisition profits or losses of the investee in profit and loss, and the Company's share of other comprehensive income of the investee in other comprehensive income. Dividends received or receivable from associates and joint ventures are recognised as a reduction in the carrying amount of the investment.

When the Company's share of losses in an equity-accounted investment equals or exceeds its interest in the entity, including any other unsecured long-term receivables, the Company does not recognise further losses, unless it has incurred obligations or made payments on behalf of the other entity.

Unrealised gains on transactions between the Company and its associates and joint ventures are eliminated to the extent of the Company's interest in these entities. Unrealised losses are also eliminated unless the transaction provides evidence of an impairment of the asset transferred. Accounting policies of equity accounted investees have been changed where necessary to ensure consistency with the policies adopted by the Company.

## 2.2.7 Changes in ownership interests

The Company treats transactions with non-controlling interests that do not result in a loss of control as transactions with equity owners of the Company. A change in ownership interest results in an adjustment between the carrying amounts of the controlling and non-controlling interests to reflect their relative interests in the subsidiary. Any difference between the amount of the adjustment to non-controlling interests and any fair value of consideration paid or received is recognised within equity

When the Company ceases to consolidate or equity account for an investment because of a loss of control, joint control or significant influence, any retained interest in the entity is remeasured to its fair value with the change in carrying amount recognised in profit or loss. This fair value becomes the initial carrying amount for the purposes of subsequently accounting for the retained interest as an associate, joint venture or financial asset. In addition, any amounts previously recognised in other comprehensive income in respect of that entity are accounted for as if the Company had directly disposed of the related assets or liabilities. This may mean that amounts previously recognised in other comprehensive income are reclassified to profit or loss.

If the ownership interest in a joint venture or an associate is reduced but joint control or significant influence is retained, only a proportionate share of the amounts previously recognised in other comprehensive income are reclassified to profit or loss where appropriate.

## 2.3 Current and non-current Classification

The Company presents assets and liabilities in the Balance Sheet based on current/ non-current classification. An asset is treated as current by the Company when:

- (a) it expects to realise the asset, or intends to sell or consume it, in its normal operating cycle;
- (b) it holds the asset primarily for the purpose of trading;
- (c) it expects to realise the asset within twelve months after the reporting period; or
- (d) the asset is cash or a cash equivalent (as defined in Ind AS 7) unless the asset is restricted from being exchanged or used to settle a liability for at least twelve months after the reporting period. All other assets are classified as non-current.

A liability is treated as current by the Company when:

- (a) it expects to settle the liability in its normal operating cycle;
- (b) it holds the liability primarily for the purpose of trading;
- (c) the liability is due to be settled within twelve months after the reporting period; or
- (d) it does not have an unconditional right to defer settlement of the liability for at least twelve months after the reporting period. Terms of a liability that could, at the option of the counterparty, result in its settlement by the issue of equity instruments do not affect its classification.

All other liabilities are classified as non-current.



## 2.4 Revenue recognition

### 2.4.1 Revenue from sale of goods

Revenue from the sale of goods is recognised when all the following conditions have been satisfied:

- (a) the Company has transferred to the buyer the significant risks and rewards of ownership of the goods;
- (b) the Company retains neither continuing managerial involvement to the degree usually associated with ownership nor effective control over the goods sold;
- (c) the amount of revenue can be measured reliably;
- (d) it is probable that the economic benefits associated with the transaction will flow to the Company; and
- (e) the costs incurred or to be incurred in respect of the transaction can be measured reliably.

Revenue is measured at the fair value of the consideration received or receivable, taking into account contractually defined terms of payment and excluding taxes, levies or duties collected on behalf of the government/ other statutory bodies.

Advances received from the customers are reported as customer's deposits unless the above conditions for revenue recognition are met.

However, based on the educational material on Ind AS 18 issued by The Institute of Chartered Accountants of India, the Company has assumed that recovery of excise duty flows to the Company on its own account. This is for the reason that it is a liability of the manufacturer which forms part of the cost of production, irrespective of whether the goods are sold or not. Since the recovery of excise duty flows to the Company on its own account, gross revenue includes excise duty.

However, other taxes, levies or duties are not considered to be received by the Company on its own account and are excluded from net revenue.

### 2.4.2 Interest

Interest income is recognised using the Effective Interest Method.

### 2.4.3 Dividend

Dividend income from investments is recognised when the rights to receive payment is established.

### 2.4.4 Other Claims

Other claims (including interest on delayed realization from customers) are accounted for, when there is certainty of realisation and can be measured reliably.

### 2.4.5 Rendering of Services

When the outcome of a transaction involving the rendering of services can be estimated reliably, revenue associated with the transaction is recognised with reference to the stage of completion of the transaction at the end of the reporting period. The outcome of a transaction can be estimated reliably when all the following conditions are satisfied:

- (a) the amount of revenue can be measured reliably;
- (b) it is probable that the economic benefits associated with the transaction will flow to the Company;
- (c) the stage of completion of the transaction at the end of the reporting period can be measured reliably; and
- (d) the costs incurred for the transaction and the costs to complete the transaction can be measured reliably.

## 2.5 Grants from Government

Government Grants are not recognised until there is reasonable assurance that the company will comply with the conditions attached to them and that there is reasonable certainty that grants will be received.

Government grants are recognised in Statement of Profit & Loss on a systematic basis over the periods in which the company recognises as expenses the related costs for which the grants are intended to compensate.

Government Grants related to assets are presented in the balance sheet by setting up the grant as deferred income and are recognised in Statement of Profit and Loss on systematic basis over the useful life of asset.

Grants related to income (i.e. grant related to other than assets) are presented as part of statement of profit and loss under the head 'Other Income'.

A government grant/assistance that becomes receivable as compensation for expenses or losses already incurred or for the purpose of giving immediate financial support to the Company with no future related costs, is recognised in profit or loss of the period in which it becomes receivable.

The Government grants or grants in the nature of promoter's contribution should be recognised directly in "Capital Reserve" which forms part of the "Shareholders fund".

## 2.6 Leases

A finance lease is a lease that transfers substantially all the risks and rewards incidental to ownership of an asset. Title may or may not eventually be transferred.

An operating lease is a lease other than a finance lease.



# COAL INDIA LIMITED

A MAHARATNA COMPANY

## 2.6.1 Company as a lessee

A lease is classified at the inception date as a finance lease or an operating lease.

**2.6.1.1 Finance leases** are capitalised at the commencement of the lease at the inception date fair value of the leased property or, if lower, at the present value of the minimum lease payments. Lease payments are apportioned between finance charges and reduction of the lease liability so as to achieve a constant periodic rate of interest on the remaining balance of the liability.

Finance charges are recognised in finance costs in the statement of profit and loss, unless they are directly attributable to qualifying assets, in which case they are capitalized in accordance with the Company's general policy on the borrowing costs.

A leased asset is depreciated over the useful life of the asset. However, if there is no reasonable certainty that the Company will obtain ownership by the end of the lease term, the asset is depreciated over the shorter of the estimated useful life of the asset and the lease term.

**2.6.1.2 Operating lease-** Lease payments under an operating lease is recognised as an expense on a straight-line basis over the lease term unless either:

- (a) another systematic basis is more representative of the time pattern of the user's benefit even if the payments to the lessors are not on that basis; or
- (b) the payments to the lessor are structured to increase in line with expected general inflation to compensate for the lessor's expected inflationary cost increases. If payments to the lessor vary because of factors other than general inflation, then this condition is not met.

## 2.6.2 Company as a lessor

**Operating leases :** Lease income from operating leases (excluding amounts for services such as insurance and maintenance) is recognised in income on a straight-line basis over the lease term, unless either:

(a) another systematic basis is more representative of the time pattern in which use benefit derived from the leased asset is diminished, even if the payments to the lessors are not on that basis; or

(b) the payments to the lessor are structured to increase in line with expected general inflation to compensate for the lessor's expected inflationary cost increases. If payments to the lessor vary according to factors other than inflation, then this condition is not met.

Initial direct costs incurred in negotiating and arranging an operating lease are added to the carrying amount of the leased asset and recognised as an expense over the initial lease term on the same basis as lease income.

**Finance leases :** Amounts due from lessees under finance leases are recorded as receivables at the Company's net investment in the leases. Finance lease income is allocated to accounting periods so as to reflect a constant periodic rate of return on the net investment outstanding in respect of the lease.

## 2.7 Non-current assets held for sale

The Company classifies non-current assets and (or disposal groups) as held for sale if their carrying amounts will be recovered principally through a sale rather than through continuing use. Actions required to complete the sale should indicate that it is unlikely that significant changes to the sale will be made or that the decision to sell will be withdrawn. Management must be committed to the sale expected within one year from the date of classification.

For these purposes, sale transactions include exchanges of non-current assets for other non-current assets when the exchange has commercial substance. The criteria for held for sale classification is regarded met only when the assets or disposal group is available for immediate sale in its present condition, subject only to terms that are usual and customary for sales of such assets (or disposal groups), its sale is highly probable; and it will genuinely be sold, not abandoned. The Company treats sale of the asset or disposal group to be highly probable when:

- The appropriate level of management is committed to a plan to sell the asset (or disposal group),
- An active programme to locate a buyer and complete the plan has been initiated
- The asset (or disposal group) is being actively marketed for sale at a price that is reasonable in relation to its current fair value,
- The sale is expected to qualify for recognition as a completed sale within one year from the date of classification, and
- Actions required to complete the plan indicate that it is unlikely those significant changes to the plan will be made or that the plan will be withdrawn.

## 2.8 Property, Plant and Equipment (PPE)

Land is carried at historical cost. Historical cost includes expenditure which are directly attributable to the acquisition of the land like, rehabilitation expenses, resettlement cost and compensation in lieu of employment incurred for concerned displaced persons etc.

After recognition, an item of all other Property, plant and equipment are carried at its cost less any accumulated depreciation and any accumulated impairment losses under Cost Model. The cost of an item of property, plant and equipment comprises:

- (a) its purchase price, including import duties and non-refundable purchase taxes, after deducting trade discounts and rebates.
- (b) any costs directly attributable to bringing the asset to the location and condition necessary for it to be capable of operating in the manner intended by management.



- (c) the initial estimate of the costs of dismantling and removing the item and restoring the site on which it is located, the obligation for which the Company incurs either when the item is acquired or as a consequence of having used the item during a particular period for purposes other than to produce inventories during that period.

Each part of an item of property, plant and equipment with a cost that is significant in relation to the total cost of the item depreciated separately. However, significant part(s) of an item of PPE having same useful life and depreciation method are grouped together in determining the depreciation charge.

Costs of the day to-day servicing described as for the 'repairs and maintenance' are recognised in the statement of profit and loss in the period in which the same are incurred.

Subsequent cost of replacing parts significant in relation to the total cost of an item of property, plant and equipment are recognised in the carrying amount of the item, if it is probable that future economic benefits associated with the item will flow to the Company; and the cost of the item can be measured reliably. The carrying amount of those parts that are replaced is derecognised in accordance with the derecognition policy mentioned below.

When major inspection is performed, its cost is recognised in the carrying amount of the item of property, plant and equipment as a replacement if it is probable that future economic benefits associated with the item will flow to the Company; and the cost of the item can be measured reliably. Any remaining carrying amount of the cost of the previous inspection (as distinct from physical parts) is derecognised.

An item of Property, plant or equipment is derecognised upon disposal or when no future economic benefits are expected from the continued use of assets. Any gain or loss arising on such derecognition of an item of property plant and equipment is recognised in profit and Loss.

Depreciation on property, plant and equipment, except freehold land, is provided as per cost model on straight line basis over the estimated useful lives of the asset as follows:

Other Land (incl. Leasehold Land)	:	Life of the project or lease term whichever is lower
Building	:	3-60 years
Roads	:	3-10 years
Telecommunication	:	3-9 years
Railway Sidings	:	15 years
Plant and Equipment	:	5-15 years
Computers and Laptops	:	3 Years
Office equipment	:	3-6 years
Furniture and Fixtures	:	10 years
Vehicles	:	8-10 years

Based on technical evaluation, the management believes that the useful lives given above best represents the period over which the management expects to use the asset. Hence the useful lives of the assets may be different from useful lives as prescribed under Part C of schedule II of companies act, 2013.

The estimated useful life of the assets is reviewed at the end of each financial year.

The residual value of Property, plant and equipment is considered as 5% of the original cost of the asset except some items of assets such as, Coal tub, winding ropes, haulage ropes, stowing pipes & safety lamps etc. for which the technically estimated useful life has been determined to be one year with nil residual value.

Depreciation on the assets added / disposed of during the year is provided on pro-rata basis with reference to the month of addition / disposal.

Value of "Other Land" includes land acquired under Coal Bearing Area (Acquisition & Development) (CBA) Act, 1957, Land Acquisition Act, 1894, Right to Fair Compensation and Transparency in Land Acquisition, Rehabilitation and Resettlement (RFCTLAAR) Act, 2013, Long term transfer of government land etc., which is amortised on the basis of the balance life of the project; and in case of Leasehold land such amortisation is based on lease period or balance life of the project whichever is lower.

Fully depreciated assets, retired from active use are disclosed separately as surveyed off assets at its residual value under Property, plant Equipment and are tested for impairment.

Capital Expenses incurred by the company on construction/development of certain assets which are essential for production, supply of goods or for the access to any existing Assets of the company are recognised as Enabling Assets under Property, Plant and Equipment.

#### Transition to Ind AS

The company elected to continue with the carrying value as per cost model (for all of its property, plant and equipment as recognised in the financial statements as at the date of transition to Ind ASs, measured as per the previous GAAP.



## 2.9 Mine Closure, Site Restoration and Decommissioning Obligation

The company's obligation for land reclamation and decommissioning of structures consists of spending at both surface and underground mines in accordance with the guidelines from Ministry of Coal, Government of India. The company estimates its obligation for Mine Closure, Site Restoration and Decommissioning based upon detailed calculation and technical assessment of the amount and timing of the future cash spending to perform the required work. Mine Closure expenditure is provided as per approved Mine Closure Plan. The estimates of expenses are escalated for inflation, and then discounted at a discount rate that reflects current market assessment of the time value of money and the risks, such that the amount of provision reflects the present value of the expenditures expected to be required to settle the obligation. The company records a corresponding asset associated with the liability for final reclamation and mine closure. The obligation and corresponding assets are recognised in the period in which the liability is incurred. The asset representing the total site restoration cost (as estimated by Central Mine Planning and Design Institute Limited) as per mine closure plan is recognised as a separate item in PPE and amortised over the balance project/mine life.

The value of the provision is progressively increased over time as the effect of discounting unwinds; creating an expense recognised as financial expenses.

Further, a specific escrow fund account is maintained for this purpose as per the approved mine closure plan.

The progressive mine closure expenses incurred on year to year basis forming part of the total mine closure obligation is initially recognised as receivable from escrow account and thereafter adjusted with the obligation in the year in which the amount is withdrawn after the concurrence of the certifying agency.

## 2.10 Exploration and Evaluation Assets

Exploration and evaluation assets comprise capitalised costs which are attributable to the search for coal and related resources, pending the determination of technical feasibility and the assessment of commercial viability of an identified resource which comprises inter alia the following:

- acquisition of rights to explore;
- researching and analysing historical exploration data;
- gathering exploration data through topographical, geo chemical and geo physical studies;
- exploratory drilling, trenching and sampling;
- determining and examining the volume and grade of the resource;
- surveying transportation and infrastructure requirements;
- Conducting market and finance studies.

The above includes employee remuneration, cost of materials and fuel used, payments to contractors etc.

As the intangible component represents an insignificant/indistinguishable portion of the overall expected tangible costs to be incurred and recouped from future exploitation, these costs along with other capitalised exploration costs are recorded as exploration and evaluation asset.

Exploration and evaluation costs are capitalised on a project by project basis pending determination of technical feasibility and commercial viability of the project and disclosed as a separate line item under non-current assets. They are subsequently measured at cost less accumulated impairment/provision.

Once proved reserves are determined and development of mines/project is sanctioned, exploration and evaluation assets are transferred to "Development" under capital work in progress. However, if proved reserves are not determined, the exploration and evaluation asset is derecognised.

## 2.11 Development Expenditure

When proved reserves are determined and development of mines/project is sanctioned, capitalised exploration and evaluation cost is recognised as assets under construction and disclosed as a component of capital work in progress under the head "Development". All subsequent development expenditure is also capitalised. The development expenditure capitalised is net of proceeds from the sale of coal extracted during the development phase.

### Commercial Operation

The project/mines are brought to revenue; when commercial readiness of a project/mine to yield production on a sustainable basis is established either on the basis of conditions specifically stated in the project report or on the basis of the following criteria:

- (a) From beginning of the financial year immediately after the year in which the project achieves physical output of 25% of rated capacity as per approved project report, or
- (b) 2 years of touching of coal, or
- (c) From the beginning of the financial year in which the value of production is more than total expenses. Whichever event occurs first;

On being brought to revenue, the assets under capital work in progress are reclassified as a component of property, plant and equipment under the nomenclature "Other Mining Infrastructure". Other Mining Infrastructure are amortised from the year when the mine is brought under revenue in 20 years or working life of the project whichever is less.



## 2.12 Intangible Assets

Intangible assets acquired separately are measured on initial recognition at cost. The cost of intangible assets acquired in a business combination is their fair value at the date of acquisition. Following initial recognition, intangible assets are carried at cost less any accumulated amortisation (calculated on a straight-line basis over their useful lives) and accumulated impairment losses, if any.

Internally generated intangibles, excluding capitalised development costs, are not capitalised. Instead, the related expenditure is recognised in the statement of profit and loss and other comprehensive income in the period in which the expenditure is incurred. The useful lives of intangible assets are assessed as either finite or indefinite. Intangible assets with finite lives are amortised over their useful economic lives and assessed for impairment whenever there is an indication that the intangible asset may be impaired. The amortisation period and the amortisation method for an intangible asset with a finite useful life are reviewed at least at the end of each reporting period. Changes in the expected useful life or the expected pattern of consumption of future economic benefits embodied in the asset are considered to modify the amortisation period or method, as appropriate, and are treated as changes in accounting estimates. The amortisation expense on intangible assets with finite lives is recognised in the statement of profit and loss.

An intangible asset with an indefinite useful life is not amortised but is tested for impairment at each reporting date.

Gains or losses arising from derecognition of an intangible asset are measured as the difference between the net disposal proceeds and the carrying amount of the asset and are recognised in the statement of profit and loss

Exploration and Evaluation assets attributable to blocks identified for sale or proposed to be sold to outside agencies (i.e. for blocks not earmarked for CIL) are however, classified as Intangible Assets and tested for impairment.

Cost of Software recognized as intangible asset, is amortised on straight line method over a period of legal right to use or three years, whichever is less; with a nil residual value.

## 2.13 Impairment of Assets (other than financial assets)

The Company assesses at the end of each reporting period whether there is any indication that an asset may be impaired. If any such indication exists, the Company estimates the recoverable amount of the asset. An asset's recoverable amount is the higher of the asset's or cash-generating unit's value in use and its fair value less costs of disposal, and is determined for an individual asset, unless the asset does not generate cash inflows that are largely independent of those from other assets or groups of assets, in which case the recoverable amount is determined for the cash-generating unit to which the asset belongs. Company considers individual mines as separate cash generating units for the purpose of test of impairment.

If the recoverable amount of an asset is estimated to be less than its carrying amount, the carrying amount of the asset is reduced to its recoverable amount and the impairment loss is recognised in the Statement of Profit and Loss.

## 2.14 Investment Property

Property (land or a building or part of a building or both) held to earn rentals or for capital appreciation or both, rather than for, use in the production or supply of goods or services or for administrative purposes; or sale in the ordinary course of businesses are classified as investment property.

Investment property is measured initially at its cost, including related transaction costs and where applicable borrowing costs.

Investment properties are depreciated using the straight-line method over their estimated useful lives.

## 2.15 Financial Instruments

A financial instrument is any contract that gives rise to a financial asset of one entity and a financial liability or equity instrument of another entity.

### 2.15.1 Financial assets

#### 2.15.1 Initial recognition and measurement

All financial assets are recognised initially at fair value, in the case of financial assets not recorded at fair value through profit or loss, plus transaction costs that are attributable to the acquisition of the financial asset. Purchases or sales of financial assets that require delivery of assets within a time frame established by regulation or convention in the market place (regular way trades) are recognised on the trade date, i.e., the date that the Company commits to purchase or sell the asset.

#### 2.15.2 Subsequent measurement

For purposes of subsequent measurement, financial assets are classified in four categories:

- Debt instruments at amortised cost.
- Debt instruments at fair value through other comprehensive income (FVTOCI).
- Debt instruments, derivatives and equity instruments at fair value through profit or loss (FVTPL).
- Equity instruments measured at fair value through other comprehensive income (FVTOCI).



# COAL INDIA LIMITED

A MAHARATNA COMPANY

## 2.15.2.1 Debt instruments at amortised cost

A 'debt instrument' is measured at the amortised cost if both the following conditions are met:

- The asset is held within a business model whose objective is to hold assets for collecting contractual cash flows, and
- Contractual terms of the asset give rise on specified dates to cash flows that are solely payments of principal and interest (SPPI) on the principal amount outstanding.

After initial measurement, such financial assets are subsequently measured at amortised cost using the effective interest rate (EIR) method. Amortised cost is calculated by taking into account any discount or premium on acquisition and fees or costs that are an integral part of the EIR. The EIR amortisation is included in finance income in the profit or loss. The losses arising from impairment are recognised in the profit or loss.

## 2.15.2.2 Debt instrument at FVTOCI

A 'debt instrument' is classified as at the FVTOCI if both of the following criteria are met:

- The objective of the business model is achieved both by collecting contractual cash flows and selling the financial assets, and
- The asset's contractual cash flows represent SPPI.

Debt instruments included within the FVTOCI category are measured initially as well as at each reporting date at fair value. Fair value movements are recognized in the other comprehensive income (OCI). However, the Company recognizes interest income, impairment losses & reversals and foreign exchange gain or loss in the P&L. On derecognition of the asset, cumulative gain or loss previously recognised in OCI is reclassified from the equity to P&L. Interest earned whilst holding FVTOCI debt instrument is reported as interest income using the EIR method.

## 2.15.2.3 Debt instrument at FVTPL

FVTPL is a residual category for debt instruments. Any debt instrument, which does not meet the criteria for categorization as at amortized cost or as FVTOCI, is classified as at FVTPL.

In addition, the Company may elect to designate a debt instrument, which otherwise meets amortized cost or FVTOCI criteria, as at FVTPL. However, such election is allowed only if doing so reduces or eliminates a measurement or recognition inconsistency (referred to as 'accounting mismatch'). The Company has not designated any debt instrument as at FVTPL.

Debt instruments included within the FVTPL category are measured at fair value with all changes recognized in the P&L.

## 2.15.2.4 Equity investments in subsidiaries, associates and Joint Ventures

In accordance of Ind AS 101 (First time adoption of Ind AS), the carrying amount of these investments as per previous GAAP as on the date of transition is considered to be the deemed cost. Subsequently Investment in subsidiaries, associates and joint ventures are measured at cost.

In case of consolidated financial statement, Equity investments in associates and joint ventures are accounted as per equity method as prescribed in para 10 of Ind AS 28.

## 2.15.2.5 Other Equity Investment

All other equity investments in scope of Ind AS 109 are measured at fair value through profit or loss.

For all other equity instruments, the Company may make an irrevocable election to present in other comprehensive income subsequent changes in the fair value. The Company makes such election on an instrument-by-instrument basis. The classification is made on initial recognition and is irrevocable.

If the Company decides to classify an equity instrument as at FVTOCI, then all fair value changes on the instrument, excluding dividends, are recognized in the OCI. There is no recycling of the amounts from OCI to P&L even on sale of investment. However, the Company may transfer the cumulative gain or loss within equity.

Equity instruments included within the FVTPL category are measured at fair value with all changes recognized in the P&L.

## 2.15.2.6 Derecognition

A financial asset (or, where applicable, a part of a financial asset or part of a group of similar financial assets) is primarily derecognised (i.e. removed from the balance sheet) when:

- The rights to receive cash flows from the asset have expired, or
- The Company has transferred its rights to receive cash flows from the asset or has assumed an obligation to pay the received cash flows in full without material delay to a third party under a 'pass-through' arrangement; and either (a) the Company has transferred substantially all the risks and rewards of the asset, or (b) the Company has neither transferred nor retained substantially all the risks and rewards of the asset, but has transferred control of the asset.

When the Company has transferred its rights to receive cash flows from an asset or has entered into a pass-through arrangement, it evaluates if and to what extent it has retained the risks and rewards of ownership. When it has neither transferred nor retained substantially all of the risks and rewards of the asset, nor transferred control of the asset, the Company continues to recognise the transferred asset to the extent of the



Company's continuing involvement. In that case, the Company also recognises an associated liability. The transferred asset and the associated liability are measured on a basis that reflects the rights and obligations that the Company has retained. Continuing involvement that takes the form of a guarantee over the transferred asset is measured at the lower of the original carrying amount of the asset and the maximum amount of consideration that the Company could be required to repay.

#### 2.15.2.7 Impairment of financial assets (other than fair value)

In accordance with Ind AS 109, the Company applies expected credit loss (ECL) model for measurement and recognition of impairment loss on the following financial assets and credit risk exposure:

- a) Financial assets that are debt instruments, and are measured at amortised cost e.g., loans, debt securities, deposits, trade receivables and bank balance,
- b) Financial assets that are debt instruments and are measured as at FVTOCI,
- c) Lease receivables under Ind AS 17,
- d) Trade receivables or any contractual right to receive cash or another financial asset that result from transactions that are within the scope of Ind AS 11 and Ind AS 18.

The Company follows 'simplified approach' for recognition of impairment loss allowance on:

- Trade receivables or contract revenue receivables; and
- All lease receivables resulting from transactions within the scope of Ind AS 17

The application of simplified approach does not require the Company to track changes in credit risk. Rather, it recognises impairment loss allowance based on lifetime ECLs at each reporting date, right from its initial recognition.

### 2.15.3 Financial liabilities

#### 2.15.3.1 Initial recognition and measurement

The Company's financial liabilities include trade and other payables, loans and borrowings including bank overdrafts.

All financial liabilities are recognised initially at fair value and, in the case of loans and borrowings and payables, net of directly attributable transaction costs.

#### 2.15.3.2 Subsequent measurement

The measurement of financial liabilities depends on their classification, as described below:

#### 2.15.3.3 Financial liabilities at fair value through profit or loss

Financial liabilities at fair value through profit or loss include financial liabilities held for trading and financial liabilities designated upon initial recognition as at fair value through profit or loss. Financial liabilities are classified as held for trading if they are incurred for the purpose of repurchasing in the near term. This category also includes derivative financial instruments entered into by the Company that are not designated as hedging instruments in hedge relationships as defined by Ind AS 109. Separated embedded derivatives are also classified as held for trading unless they are designated as effective hedging instruments.

Gains or losses on liabilities held for trading are recognised in the profit or loss.

Financial liabilities designated upon initial recognition at fair value through profit or loss are designated as such at the initial date of recognition, and only if the criteria in Ind AS 109 are satisfied. For liabilities designated as FVTPL, fair value gains/ losses attributable to changes in own credit risk are recognized in OCI. These gains/ loss are not subsequently transferred to P&L. However, the Company may transfer the cumulative gain or loss within equity. All other changes in fair value of such liability are recognised in the statement of profit and loss. The Company has not designated any financial liability as at fair value through profit and loss.

#### 2.15.3.4 Financial liabilities at amortised cost

After initial recognition, these are subsequently measured at amortised cost using the effective interest rate method. Gains and losses are recognised in profit or loss when the liabilities are derecognised as well as through the effective interest rate amortisation process. Amortised cost is calculated by taking into account any discount or premium on acquisition and fees or costs that are an integral part of the effective interest rate. The effective interest rate amortisation is included as finance costs in the statement of profit and loss. This category generally applies to borrowings.

#### 2.15.3.5 Derecognition

A financial liability is derecognised when the obligation under the liability is discharged or cancelled or expires. When an existing financial liability is replaced by another from the same lender on substantially different terms, or the terms of an existing liability are substantially modified, such an exchange or modification is treated as the derecognition of the original liability and the recognition of a new liability. The difference between the carrying amount of a financial liability (or part of a financial liability) extinguished or transferred to another party and the consideration paid, including any non-cash assets transferred or liabilities assumed, shall be recognised in profit or loss.



### 2.15.4 Reclassification of financial assets

The Company determines classification of financial assets and liabilities on initial recognition. After initial recognition, no reclassification is made for financial assets which are equity instruments and financial liabilities. For financial assets which are debt instruments, a reclassification is made only if there is a change in the business model for managing those assets. Changes to the business model are expected to be infrequent. The Company's senior management determines change in the business model as a result of external or internal changes which are significant to the Company's operations. Such changes are evident to external parties. A change in the business model occurs when the Company either begins or ceases to perform an activity that is significant to its operations. If Company reclassifies financial assets, it applies the reclassification prospectively from the reclassification date which is the first day of the immediately next reporting period following the change in business model. The Company does not restate any previously recognised gains, losses (including impairment gains or losses) or interest.

The following table shows various reclassification and how they are accounted for :

Original classification	Revised classification	Accounting treatment
Amortised cost	FVTPL	Fair value is measured at reclassification date. Difference between previous amortized cost and fair value is recognised in P&L.
FVTPL	Amortised Cost	Fair value at reclassification date becomes its new gross carrying amount. EIR is calculated based on the new gross carrying amount.
Amortised cost	FVTOCI	Fair value is measured at reclassification date. Difference between previous amortised cost and fair value is recognised in OCI. No change in EIR due to reclassification.
FVTOCI	Amortised cost	Fair value at reclassification date becomes its new amortised cost carrying amount. However, cumulative gain or loss in OCI is adjusted against fair value. Consequently, the asset is measured as if it had always been measured at amortised cost.
FVTPL	FVTOCI	Fair value at reclassification date becomes its new carrying amount. No other adjustment is required.
FVTOCI	FVTPL	Assets continue to be measured at fair value. Cumulative gain or loss previously recognized in OCI is reclassified to P&L at the reclassification date.

### 2.15.5 Offsetting of financial instruments

Financial assets and financial liabilities are offset and the net amount is reported in the consolidated balance sheet if there is a currently enforceable legal right to offset the recognised amounts and there is an intention to settle on a net basis, to realise the assets and settle the liabilities simultaneously.

### 2.15.6 Cash & Cash equivalents

Cash and cash equivalent in the balance sheet comprise cash at banks and on hand and short-term deposits with an original maturity of three months or less, which are subject to an insignificant risk of changes in value. For the purpose of the consolidated statement of cash flows, cash and cash equivalents consist of cash and short-term deposits, as defined above, net of outstanding bank overdrafts as they are considered an integral part of the company's cash management.

### 2.16. Borrowing Costs

Borrowing costs are expensed as and when incurred except where they are directly attributable to the acquisition, construction or production of qualifying assets i.e. the assets that necessarily takes substantial period of time to get ready for its intended use, in which case they are capitalised as part of the cost of those asset up to the date when the qualifying asset is ready for its intended use.

### 2.17 Taxation

Income tax expense represents the sum of the tax currently payable and deferred tax.

Current tax is the amount of income taxes payable (recoverable) in respect of the taxable profit (tax loss) for a period. Taxable profit differs from "profit before income tax" as reported in the statement of profit and loss and other comprehensive income because it excludes items of income or expense that are taxable or deductible in other years and it further excludes items that are never taxable or deductible. The company's liability for current tax is calculated using tax rates that have been enacted or substantively enacted by the end of the reporting period.

Deferred tax liabilities are generally recognised for all taxable temporary differences. Deferred tax assets are generally recognised for all deductible temporary difference to the extent that it is probable that taxable profits will be available against which those deductible temporary differences can be utilised. Such assets and liabilities are not recognised if the temporary difference arises from goodwill or from the initial recognition (other than in a business combination) of other assets and liabilities in a transaction that affects neither the taxable profit nor the accounting profit.

Deferred tax liabilities are recognised for taxable temporary differences associated with investments in subsidiaries and associates, except where the company is able to control the reversal of the temporary difference and it is probable that the temporary difference will not reverse in the foreseeable future. Deferred tax assets arising from deductible temporary differences associated with such investments and interests are only recognised to the extent that it is probable that there will be sufficient taxable profits against which to utilise the benefits of the temporary differences.



The carrying amount of deferred tax assets is reviewed at the end of each reporting period and reduced to the extent that it is no longer probable that sufficient taxable profits will be available to allow all or part of the asset to be recovered. Unrecognised deferred tax assets are reassessed at the end of each reporting year and are recognised to the extent that it has become probable that sufficient taxable profit will be available to allow all or part of the deferred tax asset to be recovered.

Deferred tax assets and liabilities are measured at the tax rates that are expected to apply in the period in which the liability is settled or the asset is realised, based on tax rate (and tax laws) that have been enacted or substantively enacted by the end of the reporting period.

The measurement of deferred tax liabilities and assets reflects the tax consequences that would follow from the manner in which the company expects, at the end of the reporting period, to recover or settle the carrying amount of its assets and liabilities.

Current and deferred tax are recognised in profit or loss, except when they relate to items that are recognised in other comprehensive income or directly in equity, in which case, the current and deferred tax are also recognised in other comprehensive income or directly in equity respectively. Where current tax or deferred tax arises from the initial accounting for a business combination, the tax effect is included in the accounting for the business combination.

## 2.18 Employee Benefits

### 2.18.1 Short-term Benefits

All short term employee benefits are recognized in the period in which they are incurred.

### 2.18.2 Post-employment benefits and other long term employee benefits

#### 2.18.2.1 Defined contributions plans

A defined contribution plan is a post-employment benefit plan for Provident fund and Pension under which the company pays fixed contribution into fund maintained by a separate statutory body (Coal Mines Provident Fund) constituted under an enactment of law and the company will have no legal or constructive obligation to pay further amounts. Obligations for contributions to defined contribution plans are recognised as an employee benefit expense in the statement of profit and loss in the periods during which services are rendered by employees.

#### 2.18.2.2 Defined benefits plans

A defined benefit plan is a post-employment benefit plan other than a defined contribution plan. Gratuity, leave encashment are defined benefit plans (with ceilings on benefits). The company's net obligation in respect of defined benefit plans is calculated by estimating the amount of future benefit that employees have earned in return of their service in the current and prior periods. The benefit is discounted to determine its present value and reduced by the fair value of plan assets, if any. The discount rate is based on the prevailing market yields of Indian Government securities as at the reporting date that have maturity dates approximating the terms of the company's obligations and that are denominated in the same currency in which the benefits are expected to be paid.

The application of actuarial valuation involves making assumptions about discount rate, expected rates of return on assets, future salary increases, mortality rates etc. Due to the long term nature of these plans, such estimates are subject to uncertainties. The calculation is performed at each balance sheet by an actuary using the projected unit credit method. When the calculation results in to the benefit to the company, the recognised asset is limited to the present value of the economic benefits available in the form of any future refunds from the plan or reduction in future contributions to the plan. An economic benefit is available to the company if it is realisable during the life of the plan, or on settlement of plan liabilities.

Re-measurement of the net defined benefit liability, which comprise actuarial gain and losses considering the return on plan assets (excluding interest) and the effects of the assets ceiling (if any, excluding interest) are recognised immediately in the other comprehensive income. The company determines the net interest expense (income) on the net defined benefit liability (asset) for the period by applying the discount rate used to measure the defined benefit obligation at the beginning of the annual period to the then net defined benefit liability (asset), taking into account any changes in the net defined benefit liability (asset) during the period as a result of contributions and benefit payments. Net interest expense and other expenses related to defined benefit plans are recognised in profit and loss.

When the benefits of the plan are improved, the portion of the increased benefit relating to past service by employees is recognised as expense immediately in the statement of profit and loss.

### 2.18.3 Other Employee benefits

Certain other employee benefits namely benefit on account of LTA, LTC, Life Cover scheme, Group personal Accident insurance scheme, settlement allowance, post-retirement medical benefit scheme and compensation to dependents of deceased in mine accidents etc., are also recognised on the same basis as described above for defined benefits plan. These benefits do not have specific funding.

## 2.19 Foreign Currency

The company's reported currency and the functional currency for majority of its operations is in Indian Rupees (INR) being the principal currency of the economic environment in which it operates.

Transactions in foreign currencies are converted into the reported currency of the company using the exchange rate prevailing at the transaction date. Monetary assets and liabilities denominated in foreign currencies outstanding at the end of the reporting period are translated at the exchange rates prevailing as at the end of reporting period. Exchange differences arising on the settlement of monetary assets and liabilities or on



# COAL INDIA LIMITED

A MAHARATNA COMPANY

translating monetary assets and liabilities at rates different from those at which they were translated on initial recognition during the period or in previous financial statements are recognised in statement of profit and loss in the period in which they arise.

Non-monetary items denominated in foreign currency are valued at the exchange rates prevailing on the date of transactions.

## 2.20 Stripping Activity Expense/Adjustment

In case of opencast mining, the mine waste materials ("overburden") which consists of soil and rock on the top of coal seam is required to be removed to get access to the coal and its extraction. This waste removal activity is known as 'Stripping'. In opencast mines, the company has to incur such expenses over the life of the mine (as technically estimated).

Therefore, as a policy, in the mines with rated capacity of one million tonnes per annum and above, cost of Stripping is charged on technically evaluated average stripping ratio (OB: COAL) at each mine with due adjustment for stripping activity asset and ratio-variance account after the mines are brought to revenue.

Net of balances of stripping activity asset and ratio variance at the Balance Sheet date is shown as Stripping Activity Adjustment under the head Non - Current Provisions / Other Non-Current Assets as the case may be.

The reported quantity of overburden as per record is considered in calculating the ratio for OBR accounting where the variance between reported quantity and measured quantity is within the lower of the two alternative permissible limits, as detailed hereunder:-

Annual Quantum of OBR Of the Mine	Permissible limits of variance	
	I	II
	%	Quantum (in Mill. Cu. Mtr.)
Less than 1 Mill. CUM	+/- 5%	0.03
Between 1 and 5 Mill. CUM	+/- 3%	0.20
More than 5 Mill. CUM	+/- 2%	

However, where the variance is beyond the permissible limits as above, the measured quantity is considered.

In case of mines with rated capacity of less than one million tonne, the above policy is not applied and actual cost of stripping activity incurred during the year is recognised in Statement of Profit and Loss.

## 2.21 Inventories

### 2.21.1 Stock of Coal

Inventories of coal/coke are stated at lower of cost and net realisable value. Cost of inventories are calculated using the First in First out method. Net realisable value represents the estimated selling price of inventories less all estimated costs of completion and costs necessary to make the sale.

Book stock of coal is considered in the accounts where the variance between book stock and measured stock is upto +/- 5% and in cases where the variance is beyond +/- 5% the measured stock is considered. Such stock are valued at net realisable value or cost whichever is lower. Coke is considered as a part of stock of coal.

Coal & coke-fines are valued at lower of cost or net realisable value and considered as a part of stock of coal.

Slurry (coking/semi-coking), middling of washeries and by products are valued at net realisable value and considered as a part of stock of coal.

### 2.21.2 Stores & Spares

The Stock of stores & spare parts (which also includes loose tools) at central & area stores are considered as per balances appearing in priced stores ledger and are valued at cost calculated on the basis of weighted average method. The inventory of stores & spare parts lying at collieries / sub-stores / drilling camps/ consuming centres are considered at the year end only as per physically verified stores and are valued at cost.

Provisions are made at the rate of 100% for unserviceable, damaged and obsolete stores and spares and at the rate of 50% for stores & spares not moved for 5 years.

### 2.21.3 Other Inventories

Workshop jobs including work-in-progress are valued at cost. Stock of press jobs (including work in progress) and stationary at printing press and medicines at central hospital are valued at cost.

However, Stock of stationery (other than lying at printing press), bricks, sand, medicine (except at Central Hospitals), aircraft spares and scraps are not considered in inventory considering their value not being significant.

## 2.22 Provisions, Contingent Liabilities & Contingent Assets

Provisions are recognized when the company has a present obligation (legal or constructive) as a result of a past event, and it is probable that an outflow of economic benefits will be required to settle the obligation and a reliable estimate of the amount of the obligation can be made. Where the time value of money is material, provisions are stated at the present value of the expenditure expected to settle the obligation.



All provisions are reviewed at each balance sheet date and adjusted to reflect the current best estimate.

Where it is not probable that an outflow of economic benefits will be required, or the amount cannot be estimated reliably, the obligation is disclosed as a contingent liability, unless the probability of outflow of economic benefits is remote. Possible obligations, whose existence will only be confirmed by the occurrence or non-occurrence of one or more future uncertain events not wholly within the control of the company, are also disclosed as contingent liabilities unless the probability of outflow of economic benefits is remote.

Contingent Assets are not recognised in the financial statements. However, when the realisation of income is virtually certain, then the related asset is not a contingent asset and its recognition is appropriate.

### 2.23 Earnings per share

Basic earnings per share are computed by dividing the net profit after tax by the weighted average number of equity shares outstanding during the period. Diluted earnings per shares is computed by dividing the profit after tax by the weighted average number of equity shares considered for deriving basic earnings per shares and also the weighted average number of equity shares that could have been issued upon conversion of all dilutive potential equity shares.

### 2.24 Judgements, Estimates and Assumptions

The preparation of the financial statements in conformity with Ind AS requires management to make estimates, judgements and assumptions that affect the application of accounting policies and the reported amounts of assets and liabilities, the disclosures of contingent assets and liabilities at the date of financial statements and the amount of revenue and expenses during the reported period. Application of accounting policies involving complex and subjective judgements and the use of assumptions in these financial statements have been disclosed. Accounting estimates could change from period to period. Actual results could differ from those estimates. Estimates and underlying assumptions are reviewed on an ongoing basis. Revisions to accounting estimate are recognised in the period in which the estimates are revised and, if material, their effects are disclosed in the notes to the financial statements.

#### 2.24.1 Judgements

In the process of applying the Company's accounting policies, management has made the following judgements, which have the most significant effect on the amounts recognised in the financial statements:

##### 2.24.1.1 Formulation of Accounting Policies

Accounting policies are formulated in a manner that result in financial statements containing relevant and reliable information about the transactions, other events and conditions to which they apply. Those policies need not be applied when the effect of applying them is immaterial.

In the absence of an Ind AS that specifically applies to a transaction, other event or condition, management has used its judgement in developing and applying an accounting policy that results in information that is:

- a) relevant to the economic decision-making needs of users and
- b) reliable in that financial statements:
  - (i) represent faithfully the financial position, financial performance and cash flows of the Company; (ii) reflect the economic substance of transactions, other events and conditions, and not merely the legal form; (iii) are neutral, i.e. free from bias; (iv) are prudent; and (v) are complete in all material respects on a consistent basis

In making the judgement management refers to, and considers the applicability of, the following sources in descending order:

- (a) the requirements in Ind ASs dealing with similar and related issues; and
- (b) the definitions, recognition criteria and measurement concepts for assets, liabilities, income and expenses in the Framework.

In making the judgement, management considers the most recent pronouncements of International Accounting Standards Board and in absence thereof those of the other standard-setting bodies that use a similar conceptual framework to develop accounting standards, other accounting literature and accepted industry practices, to the extent that these do not conflict with the sources in above paragraph.

The Company operates in the mining sector (a sector where the exploration, evaluation, development production phases are based on the varied topographical and geomining terrain spread over the lease period running over decades and prone to constant changes), the accounting policies whereof have evolved based on specific industry practices supported by research committees and approved by the various regulators owing to its consistent application over the last several decades. In the absence of specific accounting literature, guidance and standards in certain specific areas which are in the process of evolution. The Company continues to strive to develop accounting policies in line with the development of accounting literature and any development therein shall be accounted for prospectively as per the procedure laid down above more particularly in Ind AS 8.

The financial statements are prepared on going concern basis using accrual basis of accounting.



## 2.24.1.2 Materiality

Ind AS applies to items which are material. Management uses judgement in deciding whether individual items or groups of item are material in the financial statements. Materiality is judged by reference to the size and nature of the item. The deciding factor is whether omission or misstatement could individually or collectively influence the economic decisions that users make on the basis of the financial statements. Management also uses judgement of materiality for determining the compliance requirement of the Ind AS. In particular circumstances either the nature or the amount of an item or aggregate of items could be the determining factor. Further the Company may also be required to present separately immaterial items when required by law.

## 2.24.1.3 Operating lease

Company has entered into lease agreements. The Company has determined, based on an evaluation of the terms and conditions of the arrangements, such as the lease term not constituting a major part of the economic life of the commercial property and the fair value of the asset, that it retains all the significant risks and rewards of ownership of these properties and accounts for the contracts as operating leases.

## 2.24.2 Estimates and assumptions

The key assumptions concerning the future and other key sources of estimation uncertainty at the reporting date, that have a significant risk of causing a material adjustment to the carrying amounts of assets and liabilities within the next financial year, are described below. The Company based its assumptions and estimates on parameters available when the consolidated financial statements were prepared. Existing circumstances and assumptions about future developments, however, may change due to market changes or circumstances arising that are beyond the control of the Company. Such changes are reflected in the assumptions when they occur.

### 2.24.2.1 Impairment of non-financial assets

There is an indication of impairment if, the carrying value of an asset or cash generating unit exceeds its recoverable amount, which is the higher of its fair value less costs of disposal and its value in use. Company considers individual mines as separate cash generating units for the purpose of test of impairment. The value in use calculation is based on a DCF model. The cash flows are derived from the budget for the next five years and do not include restructuring activities that the Company is not yet committed to or significant future investments that will enhance the asset's performance of the CGU being tested. The recoverable amount is sensitive to the discount rate used for the DCF model as well as the expected future cash-inflows and the growth rate used for extrapolation purposes. These estimates are most relevant to other mining infrastructures. The key assumptions used to determine the recoverable amount for the different CGUs, are disclosed and further explained in respective notes.

### 2.24.2.2 Taxes

Deferred tax assets are recognised for unused tax losses to the extent that it is probable that taxable profit will be available against which the losses can be utilised. Significant management judgement is required to determine the amount of deferred tax assets that can be recognised, based upon the likely timing and the level of future taxable profits together with future tax planning strategies.

### 2.24.2.3 Defined benefit plans

The cost of the defined benefit gratuity plan and other post-employment medical benefits and the present value of the gratuity obligation are determined using actuarial valuations. An actuarial valuation involves making various assumptions that may differ from actual developments in the future. These include the determination of the discount rate, future salary increases and mortality rates.

Due to the complexities involved in the valuation and its long-term nature, a defined benefit obligation is highly sensitive to changes in these assumptions. All assumptions are reviewed at each reporting date. The parameter most subject to change is the discount rate. In determining the appropriate discount rate for plans operated in India, the management considers the interest rates of government bonds in currencies consistent with the currencies of the post-employment benefit obligation.

The mortality rate is based on publicly available mortality tables of the country. Those mortality tables tend to change only at interval in response to demographic changes. Future salary increases and gratuity increases are based on expected future inflation rate.

### 2.24.2.4 Fair value measurement of financial instruments

When the fair values of financial assets and financial liabilities recorded in the balance sheet cannot be measured based on quoted prices in active markets, their fair value is measured using generally accepted valuation techniques including the DCF model. The inputs to these models are taken from observable markets where possible, but where this is not feasible, a degree of judgement is required in establishing fair values. Judgements include considerations of inputs such as liquidity risk, credit risk, volatility and other relevant input /considerations. Changes in assumptions and estimates about these factors could affect the reported fair value of financial instruments.

### 2.24.2.5 Intangible asset under development

The Company capitalises intangible asset under development for a project in accordance with the accounting policy. Initial capitalisation of costs is based on management's judgement that technological and economic feasibility is confirmed, usually when a project report is formulated and approved.



#### 2.24.2.6 Provision for Mine Closure, Site Restoration and Decommissioning Obligation

In determining the fair value of the provision for Mine Closure, Site Restoration and Decommissioning Obligation, assumptions and estimates are made in relation to discount rates, the expected cost of site restoration and dismantling and the expected timing of those costs. The Company estimates provision using the DCF method considering life of the project/mine based on

- Estimated cost per hectare as specified in guidelines issued by Ministry of Coal, Government of India
- The discount rate (pre tax rate) that reflect current market assessments of the time value of money and the risks specific to the liability.

#### 2.25 Abbreviation used:

a.	CGU	Cash generating unit	l.	ECL	Eastern Coalfields Limited
b.	DCF	Discounted Cash Flow	m.	BCCL	Bharat Coking Coal Limited
c.	FVTOCI	Fair value through Other Comprehensive Income	n.	CCL	Central Coalfields Limited
d.	FVTPL	Fair value through Profit & Loss	o.	SECL	South Eastern Coalfields Limited
e.	GAAP	Generally accepted accounting principles	p.	MCL	Mahanadi Coalfields Limited
f.	Ind AS	Indian Accounting Standards	q.	NCL	Northern Coalfields Limited
g.	OCI	Other Comprehensive Income	r.	WCL	Western Coalfields Limited
h.	P&L	Profit and Loss	s.	CMPDIL	Central Mine Planning & Design Institute Limited
i.	PPE	Property, Plant and Equipment	t.	NEC	North Eastern Coalfields
j.	SPPI	Solely Payment of Principal and Interest	u.	IICM	Indian Institute of Coal Management
k.	EIR	Effective Interest Rate	v.	CIL	Coal India Limited



# COAL INDIA LIMITED

A MAHARATNA COMPANY

## NOTES TO THE FINANCIAL STATEMENTS-CONSOLIDATED NOTE 3 : PROPERTY, PLANT AND EQUIPMENT

(` in Crore)

	Freehold Land	Other Land	Land Reclamation/ Site Restoration Costs	Building (including water supply, roads and culverts)	Plant and Equipments	Telecommunication	Railway Sidings	Furniture and Fixtures	Office Equipments	Vehicles	Aircraft	Other Mining Infrastructure	Surveyed off Assets	Others	Total
<b>Gross Carrying Amount:</b>															
As at 1 April 2016	349.70	5,284.63	2,661.60	2,667.08	10,374.66	117.69	167.36	128.98	156.03	82.01	0.58	1,128.93	230.27	0.89	23,350.41
Additions	52.88	1,657.21	203.99	266.50	1,633.20	21.25	77.68	59.08	24.49	24.37	-	359.13	42.42	-	4,422.20
Deletions/Adjustments	6.07	(6.97)	(12.38)	2.98	(93.47)	(2.28)	(0.06)	(0.16)	(0.79)	(3.44)	-	(9.82)	(21.35)	-	(141.67)
<b>As at 31 March 2017</b>	408.65	6,934.87	2,853.21	2,936.56	11,914.39	136.66	244.98	187.90	179.73	102.94	0.58	1,478.24	251.34	0.89	27,630.94
As at 1 April 2017	408.65	6,934.87	2,853.21	2,936.56	11,914.39	136.66	244.98	187.90	179.73	102.94	0.58	1,478.24	251.34	0.89	27,630.94
Additions	72.80	1,577.99	104.72	299.47	2,638.19	35.65	87.78	35.00	46.83	19.30	-	254.65	32.95	-	5,205.33
Deletions/Adjustments	(11.21)	13.19	(81.36)	28.51	(319.53)	0.37	-	47.65	(2.82)	(0.86)	-	18.35	(25.29)	-	(333.00)
<b>As at 31 March 2018</b>	470.24	8,526.05	2,876.57	3,264.54	14,233.05	172.68	332.76	270.55	223.74	121.38	0.58	1,751.24	259.00	0.89	32,503.27
<b>Accumulated Depreciation and Impairment</b>															
As at 1 April 2016	-	293.73	334.54	127.71	1,649.65	18.84	21.34	18.20	31.47	10.39	-	135.15	45.21	-	2,686.23
Charge for the period	-	382.00	285.25	128.79	1,811.42	20.78	24.13	24.90	44.75	13.49	-	115.73	5.62	-	2,856.86
Impairment	-	-	-	-	2.50	-	-	-	-	-	-	49.51	33.82	-	85.83
Deletions/Adjustments	-	(3.40)	-	14.48	(45.74)	3.01	1.38	1.92	(5.02)	(1.29)	-	0.70	(0.01)	-	(33.97)
<b>As at 31 March 2017</b>	-	672.33	619.79	270.98	3,417.83	42.63	46.85	45.02	71.20	22.59	-	301.09	84.64	-	5,594.95
As at 1 April 2017	-	672.33	619.79	270.98	3,417.83	42.63	46.85	45.02	71.20	22.59	-	301.09	84.64	-	5,594.95
Charge for the period	-	521.00	245.24	139.06	1,744.38	26.40	27.83	28.64	48.50	14.58	-	136.09	0.94	-	2,932.66
Impairment	-	-	-	-	18.87	-	-	-	0.01	-	-	93.65	(11.30)	-	101.23
Deletions/Adjustments	-	(1.94)	-	22.65	(262.21)	0.05	(0.13)	39.14	(3.75)	(0.06)	-	18.48	(1.10)	-	(188.87)
<b>As at 31 March 2018</b>	-	1,191.39	865.03	432.69	4,918.87	69.08	74.55	112.80	115.96	37.11	-	549.31	73.18	-	8,439.97
<b>Net Carrying Amount</b>															
As at 31 March 2018	470.24	7,334.66	2,011.54	2,831.85	9,314.18	103.60	258.21	157.75	107.78	84.27	0.58	1,201.93	185.82	0.89	24,063.30
As at 31 March 2017	408.65	6,262.54	2,233.42	2,665.58	8,496.56	94.03	198.13	142.88	108.53	80.35	0.58	1,177.15	166.70	0.89	22,035.99

### 1. Land:

- Title deeds for land acquired, in some cases, have not been executed in favour of the company and mutation in certain cases are yet to be executed.
- Land- Others also includes Land acquired under Coal Bearing Areas (Acquisition and Development) Act, 1957 and Land Acquisition Act, 1894.

### 2. Indian Institute of Coal Management :

- Fixed assets comprising plant & machinery and related building and other assets having written down value as on 31.03.2018 of ` 12.50 Crore have been let out to Indian Institute of Coal Management, a registered society under Societies Registration Act, 1860 for an annual lease rent of ` 1.80 Crore under cancellable operating lease agreement.



## NOTES TO THE FINANCIAL STATEMENTS-CONSOLIDATED

## NOTE 4 : CAPITAL WIP

(` in Crore)

	Building (including water supply, roads and culverts)	Plant and Equipments	Railway Sidings	Other Mining infrastructure/ Development	Rail Corridor Development Expenses	Rail Corridor under Construction	Others	Total
<b>Gross Carrying Amount:</b>								
As at 1 April 2016	602.42	2,101.01	263.93	1,294.98	29.02	266.43	35.42	4,593.21
Additions	590.96	2,253.00	1,129.48	1,341.79	515.62	199.59	90.58	6,121.02
Capitalisation/ Deletions	(300.59)	(1,246.13)	(27.96)	(406.62)	-	-	(94.18)	(2,075.48)
<b>As at 31 March 2017</b>	<b>892.79</b>	<b>3,107.88</b>	<b>1,365.45</b>	<b>2,230.15</b>	<b>544.64</b>	<b>466.02</b>	<b>31.82</b>	<b>8,638.75</b>
As at 1 April 2017	892.79	3,107.88	1,365.45	2,230.15	544.64	466.02	31.82	8,638.75
Additions	604.51	1,207.33	715.77	684.73	272.33	256.97	105.94	3,847.58
Capitalisation/ Deletions	(289.57)	(1,397.23)	(16.83)	(295.98)	-	-	(95.01)	(2,094.62)
<b>As at 31 March 2018</b>	<b>1,207.73</b>	<b>2,917.98</b>	<b>2,064.39</b>	<b>2,618.90</b>	<b>816.97</b>	<b>722.99</b>	<b>42.75</b>	<b>10,391.71</b>
<b>Provision and Impairment</b>								
As at 1 April 2016	0.56	25.93	3.52	12.82	-	-	0.07	42.90
Charge for the period	1.38	6.56	4.11	7.43	-	-	0.02	19.50
Impairment	-	3.08	-	(4.52)	-	-	0.01	(1.43)
Deletions/Adjustments	(0.52)	(5.03)	(0.83)	(1.04)	-	-	(0.02)	(7.44)
<b>As at 31 March 2017</b>	<b>1.42</b>	<b>30.54</b>	<b>6.80</b>	<b>14.69</b>	<b>-</b>	<b>-</b>	<b>0.08</b>	<b>53.53</b>
As at 1 April 2017	1.42	30.54	6.80	14.69	-	-	0.08	53.53
Charge for the period	2.77	7.42	3.85	4.28	-	-	-	18.32
Impairment	2.37	11.95	-	17.79	-	-	-	32.11
Deletions/Adjustments	(0.01)	1.95	-	(0.52)	-	-	(0.09)	1.33
<b>As at 31 March 2018</b>	<b>6.55</b>	<b>51.86</b>	<b>10.65</b>	<b>36.24</b>	<b>-</b>	<b>-</b>	<b>-0.01</b>	<b>105.29</b>
<b>Net Carrying Amount</b>								
As at 31 March 2018	1,201.18	2,866.12	2,053.74	2,582.66	816.97	722.99	42.76	10,286.42
As at 31 March 2017	891.37	3,077.34	1,358.65	2,215.46	544.64	466.02	31.74	8,585.22



# COAL INDIA LIMITED

A MAHARATNA COMPANY

## NOTES TO THE FINANCIAL STATEMENTS-CONSOLIDATED NOTE 5 : EXPLORATION AND EVALUATION ASSETS

(` in Crore)

	Exploration and Evaluation Costs
<b>Gross Carrying Amount:</b>	
As at 1 April 2016	1,351.13
Additions	415.52
Capitalisation/ Deletions	(34.96)
<b>As at 31 March 2017</b>	<b>1,731.69</b>
As at 1 April 2017	1,731.69
Additions*	1,777.85
Deletions/Adjustments	(10.55)
<b>As at 31 March 2018</b>	<b>3,498.99</b>
<b>Amortisation and Impairment</b>	
As at 1 April 2016	-
Charge for the period	13.28
Impairment	-
Deletions/Adjustments	0.67
<b>As at 31 March 2017</b>	<b>13.95</b>
As at 1 April 2017	13.95
Charge for the period	0.05
Impairment	0.41
Deletions/Adjustments	-
<b>As at 31 March 2018</b>	<b>14.41</b>
<b>Net Carrying Amount</b>	
<b>As at 31 March 2018</b>	<b>3,484.58</b>
<b>As at 31 March 2017</b>	<b>1,717.74</b>

\* During the FY 2017-18 , Ministry of Coal has allocated Coal Blocks to ECL, BCCL and WCL under the Coal Mines (Special Provisions) Act, 2015 on payment of upfront fees. Consequent to the above ECL, BCCL and WCL has deposited ` 375 crore, ` 500 crore and ` 500 crore respectively as upfront fees to the nominated authority. The same has been included in additions during FY 2017-18.



## NOTES TO THE FINANCIAL STATEMENTS-CONSOLIDATED

## NOTE 6 : INTANGIBLE ASSETS

(` in Crore)

	Computer Software	Intangible Exploratory Assets	Others	Total
<b>Gross Carrying Amount:</b>				
As at 1 April 2016	10.97	26.88	34.60	72.45
Additions	1.65	-	-	1.65
Capitalisation/ Deletions	(0.13)	-	(8.69)	(8.82)
<b>As at 31 March 2017</b>	<b>12.49</b>	<b>26.88</b>	<b>25.91</b>	<b>65.28</b>
As at 1 April 2017	12.49	26.88	25.91	65.28
Additions	1.64	-	0.30	1.94
Deletions/Adjustments	-	(0.33)	3.12	2.79
<b>As at 31 March 2018</b>	<b>14.13</b>	<b>26.55</b>	<b>29.33</b>	<b>70.01</b>
<b>Amortisation and Impairment</b>				
As at 1 April 2016	3.64	-	-	3.64
Charge for the period	3.99	-	-	3.99
Impairment	-	-	-	-
Deletions/Adjustments	-	-	-	-
<b>As at 31 March 2017</b>	<b>7.63</b>	<b>-</b>	<b>-</b>	<b>7.63</b>
As at 1 April 2017	7.63	-	-	7.63
Charge for the period	3.50	-	-	3.50
Impairment	-	-	29.33	29.33
Deletions/Adjustments	0.02	-	-	0.02
<b>As at 31 March 2018</b>	<b>11.15</b>	<b>-</b>	<b>29.33</b>	<b>40.48</b>
<b>Net Carrying Amount</b>				
<b>As at 31 March 2018</b>	<b>2.98</b>	<b>26.55</b>	<b>-</b>	<b>29.53</b>
<b>As at 31 March 2017</b>	<b>4.86</b>	<b>26.88</b>	<b>25.91</b>	<b>57.65</b>



# COAL INDIA LIMITED

A MAHARATNA COMPANY

## NOTES TO THE FINANCIAL STATEMENTS-CONSOLIDATED

### NOTE - 7 : INVESTMENTS

(` in crore)

NON CURRENT INVESTMENTS	No. of shares/units	Face Value per share	As at	
			31.03.2018	31.03.2017
<b>Investment in Co-operative shares (Unquoted)</b>				
Ramgarh Karanpura Coalfield Colliery Workers Central Cooperative Stores Ltd.	100 (100)	25 (25)	-	-
"B" class shares in Coal Mines Officers Cooperative Credit Society Ltd.	500 (500)	1000 (1000)	0.05	0.05
"D" class shares in Dishergarh colly Worker's central co-opt store Ltd.	1000 (1000)	100 (100)	0.01	0.01
Shares of Rs 25/- each in the Mugma coalfield colly Worker's central co-opt store Ltd	4000 (4000)	25 (25)	0.01	0.01
"B" class shares in Sodepur colly Employee's co-opt credit society Ltd.	500 (500)	100 (100)	0.005	0.005
"B" class shares in Dhenomain colly. Employees' co-opt credit society Ltd.	500 (500)	100 (100)	0.005	0.005
Consumer Cooperative Societies Ltd Baikunthpur	250 (250)	10 (10)	-	-
<b>Total (A)</b>			<b>0.08</b>	<b>0.08</b>
<b>Investments in Secured Bonds (quoted)</b>				
7.55 % Secured Non convertible IRFC Tax free 2021 series 79 bonds	20000 (20000)	100000 (100000)	200.00	200.00
8% Secured Non convertible IRFC bonds Tax free	1087537 (1087537)	1000 (1000)	108.75	108.75
7.22 % Secured Non convertible IRFC bond Tax free	4999 (4999)	1000100 (1000100)	499.95	499.95
7.22 % Secured Redeemable REC bond Tax free	1500000 (1500000)	1000 (1000)	150.00	150.00
<b>Total (B)</b>			<b>958.70</b>	<b>958.70</b>
<b>Equity Shares in Joint Venture Companies (Unquoted)</b>				
International Coal Venture Private Limited, New Delhi	2800000 (2800000)	10 (10)	7.19	7.14
CIL NTPC Urja Private Limited, New Delhi	76900 (76900)	10 (10)	0.03	0.03
Talcher Fertilizers Limited, Bhubneswar, Orissa	5015000 (15000)	10 (10)	5.03	0.01
Hidustan Urvarak & Rasayan Limited, Kolkata	333250000 (5025000)	10 (10)	332.03	3.43
<b>Total (C)</b>			<b>344.28</b>	<b>10.61</b>
<b>Grand Total (A+B+C)</b>			<b>1,303.06</b>	<b>969.39</b>
Aggregate amount of unquoted investments:			<b>344.36</b>	<b>10.69</b>
Aggregate amount of quoted investments:			<b>958.70</b>	<b>958.70</b>
Market Value of Quoted Investment			<b>993.40</b>	<b>995.19</b>
Refer note 38 (2) for classification				
<b>Current</b>				
<b>Mutual Fund Investment</b>				
UTI Mutual Fund	803178.184 (2669184.364)	1019.45 (1019.45)	81.88	272.11
SBI Mutual Fund	1232295.041 (1679940.194)	1003.25 (1003.25)	123.63	168.54
Canara Robeco Mutual Fund	198.906 (79264.048)	1005.50 (1005.50)	0.02	7.97
Union KBC Mutual Fund	199.87 (235746.765)	1000.65 (1000.65)	0.02	23.59
BOI AXA Mutual Fund	199.471 (411509.5)	1002.65 (1002.65)	0.02	41.26
<b>Total :</b>			<b>205.57</b>	<b>513.47</b>
Aggregate of unquoted investments:			205.57	513.47
Aggregate of Quoted Investment:			-	-
Market value of Quoted Investment:			-	-
Refer note 38 (2) for classification				



## NOTES TO THE FINANCIAL STATEMENTS-CONSOLIDATED

## NOTE - 8 : LOANS

(` in crores)

	As at	
	31.03.2018	31.03.2017
<b>Non-Current</b>		
<b>Loans to Employees</b>		
- Secured, considered good	19.95	23.14
- Unsecured, considered good	0.13	0.15
- Doubtful	0.13	0.13
	20.21	23.42
Less: Allowance for doubtful loans	0.13	0.13
	<b>20.08</b>	<b>23.29</b>
<b>Other Loans</b>		
- Secured, considered good	-	-
- Unsecured, considered good	1,000.00	-
- Doubtful	1.50	1.50
	1,001.50	1.50
Less: Allowance for doubtful loans	1.50	1.50
	<b>1,000.00</b>	<b>-</b>
<b>TOTAL</b>	<b>1,020.08</b>	<b>23.29</b>
<b>CLASSIFICATION</b>		
Secured, considered good	19.95	23.14
Unsecured, Considered good	1,000.13	0.15
Doubtful	1.63	1.63
<b>Current</b>		
<b>Loans to Employees</b>		
- Secured, considered good	1.64	2.91
- Unsecured, considered good	0.18	0.73
- Doubtful	-	-
	<b>1.82</b>	<b>3.64</b>
<b>Other Loans</b>		
- Secured, considered good	-	-
- Unsecured, considered good	1.87	8.84
- Doubtful	-	-
	<b>1.87</b>	<b>8.84</b>
<b>TOTAL</b>	<b>3.69</b>	<b>12.48</b>
<b>CLASSIFICATION</b>		
Secured, considered good	1.64	2.91
Unsecured, Considered good	2.05	9.57
Doubtful	-	-

Refer note 38 (2) for classification

During the year ended 31.03.2018, MCL has given an unsecured loan of ` 1000 crore at an interest rate of 7.00% per annum and other terms and conditions to NLCIL having a credit rating of AAA with put and call option with 4 months' notice. The Loan is repayable in 48 Monthly Equal Instalments, starting from the succeeding month, after complete drawl of the Loan.



# COAL INDIA LIMITED

A MAHARATNA COMPANY

## NOTES TO THE FINANCIAL STATEMENTS-CONSOLIDATED

### NOTE - 9 : OTHER FINANCIAL ASSETS

	( ` in Crore)	
	As at	
	31.03.2018	31.03.2017
<b>Non Current</b>		
Bank Deposits	180.35	170.23
Deposits with bank under		
- Mine Closure Plan <sup>1</sup>	6,138.61	5,347.22
- Shifting & Rehabilitation Fund scheme*	3,627.00	3,259.27
Receivable from Escrow Account for Mine Closure Expenses	224.14	356.99
Other deposits <sup>2</sup>	212.17	204.56
Less : Allowance for doubtful deposits	0.05	0.05
	<u>212.12</u>	<u>204.51</u>
Security Deposit for utilities	4.25	2.74
Less : Allowance for doubtful deposits	0.17	0.17
	<u>4.08</u>	<u>2.57</u>
Receivable for Exploratory works	45.36	61.27
Less : Allowance for doubtful receivable	45.36	61.27
	<u>-</u>	<u>-</u>
Other receivables <sup>3</sup>	215.89	205.01
Less: Allowance for doubtful receivables	12.16	11.51
	<u>203.73</u>	<u>193.50</u>
<b>TOTAL</b>	<b>10,590.03</b>	<b>9,534.29</b>

\* Refer Note 22 - Shifting & Rehabilitation Fund

#### Current

Receivable from Escrow Account for Mine Closure Expenses	101.68	75.81
Interest accrued on		
- Investments	31.35	31.29
- Bank Deposits	863.28	976.30
-Others	4.79	3.62
Other deposits <sup>4</sup>	615.53	303.05
Claims receivables <sup>5</sup>	676.40	606.69
Less : Allowance for doubtful claims	29.30	28.77
	<u>647.10</u>	<u>577.92</u>
Other receivables	1,316.39	867.36
Less : Allowance for doubtful claims	14.48	5.52
	<u>1,301.91</u>	<u>861.84</u>
<b>TOTAL</b>	<b>3,565.64</b>	<b>2,829.83</b>

#### 1. Deposit with bank under Mine Closure Plan

Following the guidelines from Ministry of Coal, Government of India for preparation of Mine Closure Plan, an Escrow Account has been opened. (Refer Note 21 for Provision for Site Restoration/Mine Closure Expenses)

#### 2. Other Deposits - Non current of `212.17 Crore includes `171.96 Crore (`170.03 Crore) and `36.33 crore (`31.69 crore) for deposits for P&T and electricity etc. of South Eastern Coalfields Limited and Mahanadi Coalfields Limited respectively.

In Mahanadi Coalfields Ltd., balance in other deposit account (non current) includes `1.91 crore (`1.79 crore) including accrued interest of `1.32 crore (`1.21 crore) which is under lien to Hon'ble District Court of Sundargarh.

#### 3. Other Receivable - Non current of `215.89 Crore includes `186.82 Crore (`175.60 Crore) deposited under protest with tax authorities and others of South Eastern Coalfields Limited.

#### 4. Other Deposits - Current of `615.53 crore includes `180.39 crore (`150.71 crore) for Escrow Account for mine closure plan which has been opened with scheduled banks in accordance with the guidelines issued by the Ministry of Coal.

In South Eastern Coalfields Limited, other deposits includes `304.73 crore payment towards DMF which is adjustable against future liability of DMF as per Hon'ble Supreme Court Order.

#### 5. Claims receivables of `676.40 Crore includes `293.79 crore of Mahanadi Coalfields Ltd towards receivable from State govt. towards DMF, deposited earlier with state government, pursuant to supreme court order quashing of notification no. GSR 837 (E) of MoC for change in effective date retrospectively to 12/01/2015 from 20/10/2015.

In Bharat Coking Coal Limited, in pursuance of the rectification order u/s 154/251/147/143(3) of the Income Tax Act, 1961 issued by the ACIT, Dhanbad on 28.04.2018, 01.05.2018 and 03.05.2018 in respect of the AY 2007-08, AY 2011-12 and AY 2012-13, refund amounting to `197.19 Crore (including interest income of `18.85 crore shown in Note 25), after adjustment of demand of earlier years, has been granted by ACIT, Dhanbad which is included in claim receivable of `676.40 Crore.

Refer note 38 (2) for classification



## NOTES TO THE FINANCIAL STATEMENTS-CONSOLIDATED

## NOTE 10 : OTHER NON-CURRENT ASSETS

	31.03.2018	31.03.2017
(i) <b>Capital Advances<sup>1</sup></b>	2,393.94	2,079.02
Less : Provision for doubtful advances	9.98	8.61
	<b>2,383.96</b>	<b>2,070.41</b>
(ii) <b>Advances other than capital advances</b>		
(a) Security Deposit for utilities	128.11	136.84
Less : Provision for doubtful deposits	2.37	3.14
	<b>125.74</b>	<b>133.70</b>
(b) Other Deposits	35.27	34.18
Less : Provision for doubtful deposits	0.66	0.65
	<b>34.61</b>	<b>33.53</b>
(c) Advance for Revenue	1.88	2.07
Less : Provision for doubtful advances	0.79	0.79
	<b>1.09</b>	<b>1.28</b>
(d) Prepaid Expenses	-	0.07
<b>TOTAL</b>	<b>2,545.40</b>	<b>2,238.99</b>

1. Capital Advance includes ₹ 1250.59 crore (₹ 850.27 crore) given to EC Railway for construction of Tori-Shivpur Rail Line by Central Coalfields Limited.

## NOTES TO THE FINANCIAL STATEMENTS-CONSOLIDATED

## NOTE -11 : OTHER CURRENT ASSETS

	31.03.2018	31.03.2017
(a) Advance for Revenue (goods & services)	574.24	490.64
Less : Provision for doubtful advances	7.33	6.32
	<b>566.91</b>	<b>484.32</b>
(b) Advance payment of statutory dues <sup>1</sup>	1,918.25	983.93
Less : Provision for doubtful advances	0.33	0.23
	<b>1,917.92</b>	<b>983.70</b>
(c) Advance to Employees	74.93	87.86
Less : Provision for doubtful advances	0.25	0.26
	<b>74.68</b>	<b>87.60</b>
(d) Advance- Others *	273.71	421.20
Less : Provision for doubtful claims	3.67	3.69
	<b>270.04</b>	<b>417.51</b>
(e) Deposits- Others <sup>2</sup>	4,184.41	3,172.95
Less: Provision	2.06	1.66
	<b>4,182.35</b>	<b>3,171.29</b>
(f) CENVAT/VAT credit Receivable	-	951.34
Less: Provision	-	59.55
	<b>-</b>	<b>891.79</b>
(g) Input Tax Credit Receivable <sup>3</sup>	2,950.48	-
(h) MAT CREDIT ENTITLEMENT	101.39	-
(i) Prepaid Expenses	24.23	35.59
(j) Receivables- Others <sup>4</sup>	182.96	461.66
Less: Provision	17.39	8.03
	<b>165.57</b>	<b>453.63</b>
<b>TOTAL</b>	<b>10,253.57</b>	<b>6,525.43</b>

\* Refer Note 38(6)(g)

- Advance payment of statutory dues includes ₹ 760.53 crore (₹ 53.85 crore) with regard to income tax refund of Northern Coalfields Limited.
- Deposits- Others of ₹ 4184.41 crore includes Income tax deposit under protest of ₹ 1264.64 crore (₹ 1090.00 crore) of Northern Coalfields Limited, ₹ 797.35 crore (₹ 637.68 crore) of Mahanadi Coalfields Limited, ₹ 500.85 crore (₹ 407.11 crore) of Central Coalfields Limited and ₹ 578.41 crore (₹ 388.04) of Bharat Coking Coal Limited. Commercial Tax Department, Madhya Pradesh and Uttar Pradesh has raised a demand of ₹ 2012.63 Crore (₹ 1692.01 Crore) till 31.03.2018 for Sales Tax and Entry tax, against which an appeal has been filed and ₹ 469.80 Crore (₹ 405.93 Crore) has been deposited under protest by Northern Coalfields Limited and the claim of ₹ 2012.63 Crore has been shown as Contingent Liability.
- Goods and Service Tax has been implemented w.e.f. 01.07.2017 by subsuming several indirect taxes. Input Tax Credit receivables as on 31.03.2018 includes CENVAT credit related to pre-GST period transferred through GST TRAN-1, which is yet to be utilized.
- By virtue of enactment of Cess and Other Taxes on Minerals (Validation) Act, 1992, Central Coalfields Limited, in 1992-93, raised supplementary bills on customers up to 4th April, 1991 for ₹ 100.33 crore on account of Cess and Sales Tax thereon. The said amount is recoverable from customers and shown under the head "Receivable-others" and the corresponding amount has also been included in statutory dues payable for Royalty and Cess under the head "Other Current Liabilities" (Note-23).



# COAL INDIA LIMITED

A MAHARATNA COMPANY

## NOTES TO THE FINANCIAL STATEMENTS-CONSOLIDATED

### NOTE - 12 : INVENTORIES

	As at	
	31.03.2018	31.03.2017
(a) Stock of Coal	5,417.42	7,864.65
Coal under Development	42.79	32.15
Less : Provision	<u>481.12</u>	<u>484.01</u>
Stock of Coal (Net)	<u>4,979.09</u>	<u>7,412.79</u>
(b) Stock of Stores & Spares (at cost)	1,481.29	1,542.79
Add: Stores-in-transit	51.78	60.14
Less : Provision	<u>301.15</u>	<u>286.20</u>
Net Stock of Stores & Spares (at cost)	<u>1,231.92</u>	<u>1,316.73</u>
(c) Stock of Medicine at Central Hospital	8.56	5.67
(d) Workshop Jobs:		
Work-in-progress and Finished Goods	225.11	210.67
Less: Provision	<u>1.56</u>	<u>1.56</u>
Net Stock of Workshop Jobs	<u>223.55</u>	<u>209.11</u>
(e) Press Jobs:		
Work-in-progress and Finished Goods	<u>0.73</u>	<u>0.97</u>
	<u>0.73</u>	<u>0.97</u>
<b>Total</b>	<u><b>6,443.85</b></u>	<u><b>8,945.27</b></u>

Method of valuation : Refer Note No. 2.21 - Significant Accounting Policies on "Inventories"

## NOTES TO THE FINANCIAL STATEMENTS-CONSOLIDATED

### NOTE - 13 : TRADE RECEIVABLES

	As at	
	31.03.2018	31.03.2017
<b>Current</b>		
Trade receivables		
Secured considered good	210.57	304.14
Unsecured considered good	8,448.25	11,111.47
Doubtful	<u>1,808.71</u>	<u>3,074.65</u>
	<u>10,467.53</u>	<u>14,490.26</u>
Less : Allowance for bad & doubtful debts	<u>1,778.37</u>	<u>2,013.99</u>
<b>Total</b>	<u><b>8,689.16</b></u>	<u><b>12,476.27</b></u>

- No Trade or other receivables are due from directors or other officers of the company either severally or jointly with any other person. Nor any trade or other receivable are due from firms or private companies respectively in which any director is a partner, a director or member.
- A Provision of ₹ 2437.81 crore (₹ 1841.23 crore) has been recognised as Coal Quality Variance for sampling results awaited from referee samplers and disclosed separately in Note 21 Provisions.  
Refer note 38 (2) for classification

## NOTES TO THE FINANCIAL STATEMENTS-CONSOLIDATED

### NOTE - 14 : CASH AND CASH EQUIVALENTS

	As at	
	31.03.2018	31.03.2017
(a) Balances with Banks		
in Deposit Accounts	2,229.01	1,762.17
in Current Accounts		
- Interest Bearing (CLTD)	1,281.50	1,248.74
- Non Interest Bearing	673.88	1,171.78
in Cash Credit Accounts	1.96	5.15
(b) Bank Balances outside India	0.30	0.01
(c) Cheques, Drafts and Stamps in hand	5.56	22.05
(d) Cash on hand	0.13	0.20
(e) Others	<u>0.33</u>	<u>4.30</u>
<b>Total Cash and Cash Equivalents</b>	<u>4,192.67</u>	<u>4,214.40</u>
(f) Bank Overdraft	-	(20.49)
<b>Total Cash and Cash Equivalents(net of Bank Overdraft)</b>	<u><b>4,192.67</b></u>	<u><b>4,193.91</b></u>



- Cash and cash equivalents comprises cash on hand and at bank, sweep accounts and term deposits held with banks with original maturities of three months or less.
- The bank guarantees issued by CCL on account of two court cases i.e. Ghisha Lal Goyal Vs CCL in case 08/01 and M/s Nav Shakti Fuels Vs CCL & Ors in FA No. 101/2007 and to The Secretary, Department of IT and E-Governance, Govt. of Jharkhand, Ranchi against lien secured by Deposits in Account no. 0404002100045433 for an amount of ₹ 4.10 crore.
- Bank overdraft of ₹ 326.54 crore is taken from the scheduled banks against fixed deposit by Western Coalfields Limited.

Refer note 38 (2) for classification

## NOTES TO THE FINANCIAL STATEMENTS-CONSOLIDATED

### NOTE - 15 : OTHER BANK BALANCES

	As at <u>31.03.2018</u>	( <u>in Crore</u> ) <u>31.03.2017</u>
Balances with Banks		
Deposit accounts	26,421.63	25,975.79
Deposit accounts (For specific purposes - See Note 2 below)	838.17	785.38
Shifting and Rehabilitation Fund scheme	-	115.00
Unpaid dividend accounts	11.48	10.34
Dividend accounts	<u>11.12</u>	<u>68.77</u>
<b>Total</b>	<b><u>27,282.40</u></b>	<b><u>26,955.28</u></b>

Refer note 38 (2) for classification

- Other Bank Balances comprise term deposits and other bank deposits which are expected to realise in cash within 12 months after the reporting date.
  - Following are the list of restrictive/held under lien/earmarked for specific purposes in the above Bank deposits.
- BCCL**
- Deposit Account includes Fixed Deposit of ₹ 262.49 Crore pledged with Bank of India, Dhanbad for availing Cash credit facility of ₹ 249.00 Crore.
- CCL**
- ₹ 5.74 Crore (₹ 5.41 crore) deposited against the order of the Hon'ble High Court, Kolkata against a claim from customer which includes interest of ₹ 1.59 crore (₹ 1.59 crore) with corresponding liability in Other Current Liability (Note-23).
  - ₹ 26.46 Crore (₹ 25.47 crore) deposited as per order of Hon'ble High Court, Kolkata against 20% extra price charged from parties during the period Nov. 2006 to April 2008.
  - ₹ 15.05 crore (₹ 13.68 crore) deposited against the order of the Hon'ble High Court, Jharkhand, case no. WP(C) 4179 of 2016 against encashment of Bank Guarantee of M/s. Adhunik Alloys & Power Limited.
  - Short term loan amounting to ₹ 150 crore (₹ 1103.78 crore) has been raised against fixed deposit of ₹ 162 crore (₹ 1218 crore).
- NCL**
- Deposit with Banks includes fixed deposit of ₹ 3.17 crore (₹ 2.87 crore) pledged with Bank as margin money for B. G. Interest accrued thereon is ₹ 0.21 crore (₹ 0.22 crore).
  - Deposits with Bank includes ₹ 5.81 crore (₹ 5.57 crore) as per the order of Hon'ble High Court, Kolkata, has been kept in separate interest bearing account. Interest accrued on these deposit are ₹ 0.09 crore (₹ 0.07 crore).
- WCL**
- Balance with banks in deposit account includes deposit for :
- Bank Guarantee ₹ 4.36 crore (₹ 4.16 crore)
  - Undisbursed wages ₹ 2.04 Crores (₹ 2.04 Crores)
  - Court cases for Union fund, Relief fund, MPGATSVA ₹ 49.08 crore (₹ 28.77 crore)
- Bank overdraft of ₹ 326.54 crore is taken from the scheduled banks against fixed deposit.
- SECL**
- Deposit accounts with Banks includes ₹ 426.33 Crore (₹ 398.14 Crores) held by the company is being deposited in separate Bank accounts which has been recovered from the consumers for Terminal Tax, from suppliers on explosives bills.
- MCL**
- Fixed deposit includes ₹ 0.04 crore (₹ 0.04 crore) made against price difference recovered against explosive rate contracts in the year 2005-06, as per court order.
  - Fixed deposit includes ₹ 0.19 crore (₹ 0.19 crore) made against interim order of Hon'ble High Court for encashment of BG of M/s IRC Logistics Ltd.
  - Fixed deposit includes ₹ 8.26 crore (₹ 7.89 crore) made against BG encashment (FSA) by the Company in respect of M/S Videocon Industries Ltd as per interim order of Hon'ble High Court, Cuttack.
  - Fixed deposits includes ₹ 0.16 crore (₹ 0.15 crore) made for 40% Tapering money by the Company in respect of M/S Shri Mahavir Ferro Alloys Pvt. Ltd. as per order of Hon'ble High Court, Cuttack till the final outcome of the Writ petition no. 3109 of 2015.
  - Fixed deposits includes ₹ 5.97 crore (₹ 5.97 crore) made against interim order of Hon'ble High court Cuttack (Odisha) i.e. to be deposited in any nationalized bank for remaining amount of compensation involved in the disputed land.
  - Fixed deposit of ₹ 1.06 crore (₹ 1.00 crore) made as per directives of Hon'ble High Court of Odisha regarding encashment of BG submitted by M/s MCL-KSIPL JV.
  - Fixed deposit amounting to ₹ 13.35 crore (₹ 13.35 crore) that has been placed under lien of State Bank of India for issuing letter of comfort for issuance of Bank Guarantee in favour of President of India to fulfill the terms of allocation of blocks on behalf of subsidiary company. - M/S MJSJ Coal Ltd.
  - Fixed deposit includes ₹ 5.73 crore (₹ 5.47 crore) made against price difference recovered against explosive rate contracts in the year 2005-06, as per court order.
- CIL**
- Fixed deposits of ₹ 2.88 crores (₹ 2.72 crores) are included as per the direction of the Court.



# COAL INDIA LIMITED

A MAHARATNA COMPANY

## NOTES TO THE FINANCIAL STATEMENTS-CONSOLIDATED

### NOTE - 16 : EQUITY SHARE CAPITAL

(` in Crore)

	As at	
	31.03.2018	31.03.2017
<b>Authorised</b>		
8,00,00,00,000 Equity Shares of ` 10/- each		
(8,00,00,00,000 Equity Shares of ` 10/- each)	8,000.00	8,000.00
	<b>8,000.00</b>	<b>8,000.00</b>
<b>Issued, Subscribed and Paid-up</b>		
6,20,74,09,177 Equity Shares of ` 10/- each		
(6,20,74,09,177 Equity Shares of ` 10/- each )	6,207.41	6,207.41
	<b>6,207.41</b>	<b>6,207.41</b>

1. Shares in the company held by each shareholder holding more than 5% Shares

Name of Shareholder	No. of Shares Held (Face value of ` 10 each)	% of Total Shares
Hon'ble President of India	4,87,56,71,716 (4,89,49,71,329)	78.546 (78.857)
Life Insurance Corporation of India	55,69,48,456 (45,29,23,208)	8.972 (7.296)

2. During the period, there is no change in the number of shares.
3. Listing of shares of Coal India Ltd. in Stock Exchange.  
The shares of Coal India Ltd. is listed in two major stock exchanges of India, viz. Bombay Stock Exchange and National Stock Exchange on and from 4<sup>th</sup> November, 2010.

The details of disinvestment/Buyback of shares by Govt. of India is furnished below:

Sl. No.	Financial year of Disinvestment	% of shares disinvested	No. of shares disinvested	Mode
1	2010-11	10.00%	63,16,36,440	IPO
2	2013-14	0.35%	2,20,37,834	CPSE-ETF
3	2014-15	10.00%	63,16,36,440	OFS
4	2015-16	0.001%	83,104	CPSE-ETF
5	2016-17	1.248%	7,88,42,816	Buyback
6	2016-17	0.92%	5,71,56,437	CPSE-ETF
7	2017-18	0.31%	1,92,99,613	Bharat 22-ETF

Hence, the number of shares held by Govt of India stood at 4,87,56,71,716 i.e. 78.546% of the total 6,20,74,09,177 number of shares outstanding as on 31.03.2018.

4. The Company has only one class of equity shares having a face value ` 10/- per share. The holders of the equity shares are entitled to receive dividends as declared from time to time and are entitled to voting rights proportionate to their share holding at the meeting of shareholders.
5. Refer Note 38(6)(b) also for Authorised Share capital of the company.



## NOTES TO THE FINANCIAL STATEMENTS-CONSOLIDATED

## NOTE 17 : OTHER EQUITY

(` in Crore)

	Other Reserves		General Reserve	Retained Earnings		Other Comprehensive Income	Total	Total Equity
	Capital Redemption reserve	Capital reserve		Surplus	Accumulated losses in ECL, BCCL & WCL			
<b>Balance as at 01.04.2016</b>	1,808.36	18.18	23,139.53	6,653.19	(3,396.58)	294.12	28,516.80	28,516.80
Prior period errors	-	-	-	(22.52)	0.04	-	(22.48)	(22.48)
<b>Restated balance as at 01.04.2016</b>	<b>1,808.36</b>	<b>18.18</b>	<b>23,139.53</b>	<b>6,630.67</b>	<b>(3,396.54)</b>	<b>294.12</b>	<b>28,494.32</b>	<b>28,494.32</b>
Additions during the year	-	2.32	-	-	-	-	2.32	2.32
Adjustments during the year	-	(0.69)	-	(0.04)	-	-	(0.73)	(0.73)
Profit for the Period	-	-	-	10,221.15	(941.13)	-	9,280.02	9,280.02
Remeasurement of Defined Benefits Plans (net of Tax)	-	-	-	-	-	82.00	82.00	82.00
<b>Appropriations</b>								
Transfer to / from General reserve	-	-	510.75	(510.75)	-	-	-	-
Interim Dividend	-	-	-	(12,352.76)	-	-	(12,352.76)	(12,352.76)
Corporate Dividend tax	-	-	-	(2,750.36)	-	-	(2,750.36)	(2,750.36)
Buyback of Equity Shares	256.15	-	(3,797.20)	-	-	-	(3,541.05)	(3,541.05)
Tax on Buyback	-	-	(262.85)	(640.23)	-	-	(903.08)	(903.08)
<b>Balance as at 31.03.2017</b>	<b>2,064.51</b>	<b>19.81</b>	<b>19,590.23</b>	<b>597.68</b>	<b>(4,337.67)</b>	<b>376.12</b>	<b>18,310.68</b>	<b>18,310.68</b>
Additions during the year	-	0.39	-	-	-	-	0.39	0.39
Adjustments during the year	-	(0.99)	-	0.04	-	-	(0.95)	(0.95)
Profit for the Period	-	-	-	11,099.24	(4,078.89)	-	7,020.35	7,020.35
Remeasurement of Defined Benefits Plans (net of Tax)	-	-	-	-	-	632.50	632.50	632.50
<b>Appropriations</b>								
Transfer to / from General reserve	-	-	544.89	(544.89)	-	-	-	-
Interim Dividend	-	-	-	(10,242.24)	-	-	(10,242.24)	(10,242.24)
Corporate Dividend tax	-	-	-	(2,081.57)	-	-	(2,081.57)	(2,081.57)
Issue of bonus shares	(1,051.38)	1,548.45	(483.80)	(13.27)	-	-	(0.00)	(0.00)
<b>Balance as at 31.03.2018</b>	<b>1,013.13</b>	<b>1,567.66</b>	<b>19,651.32</b>	<b>(1,185.01)</b>	<b>(8,416.56)</b>	<b>1,008.62</b>	<b>13,639.16</b>	<b>13,639.16</b>



# COAL INDIA LIMITED

A MAHARATNA COMPANY

**Interim Dividend-** During the year the company has paid interim dividend of ₹ 16.50 (₹ 19.90) per equity share of face value of ₹ 10/- each for the year 2017-18 amounting to ₹ 10,242.24 crore (₹ 12,352.76 crore).

The Board of Directors of the company decided to recommend such interim dividend already paid as final dividend and no additional dividend has been recommended for the year 2017-18.

**Corporate Dividend Tax** - The above represents the Dividend Distribution Tax pertaining to the Dividend paid over and above the utilization of Dividend received from Subsidiaries, as per provisions of Income Tax Act, 1961.

#### Capital Reserve:

Grant / Funds received under S&T, PRE, EMSC, CCDA etc as an implementing agency and used for creation of assets are treated as Capital Reserve and depreciation thereon is debited to Capital Reserve Account. The ownership of the asset created through grants lies with the authority from whom the grant is received. The balance as on 31.03.2018 and 31.03.2017 is ₹ 19.21 crore and ₹ 19.81 crore respectively.

Further capital reserve on consolidation includes ₹ 1548.45 crore recognised as utilization of Capital Redemption Reserve, General Reserve and Retained Earnings on issue of bonus shares by subsidiary companies viz. Northern Coalfields Limited (NCL), Mahanadi Coalfields Limited (MCL), South Eastern Coalfields Limited (SECL) and Coal Mine Planning and Design Institute Limited (CMPDIL) in the ratio of 4:1, 4:1, 7:5 and 1:1 respectively to Coal India Limited (holding Co.). No. of shares issued as Bonus Shares by NCL, MCL, SECL and CMPDIL are 5462372 equity shares of ₹ 1000 each, 5649064 equity shares of ₹ 1000 each, 41,82,850 equity shares of ₹ 1000 and 1,90,400 equity shares of ₹ 1000 each respectively.

\*Refer Statement of Changes in Equity also.



## NOTES TO THE FINANCIAL STATEMENTS-CONSOLIDATED

## NOTE 18: BORROWINGS

(₹ in Crore)

	As at	
	31.03.2018	31.03.2017
<b>Non-Current</b>		
<b>Term Loans</b>		
Export Development Corporation, Canada <sup>1</sup>	155.01	161.01
Banque Nationale De Paris and Natexis Banque, France <sup>1</sup>	6.50	6.13
Other Banks <sup>2</sup>	838.86	-
<b>Loans from Related Parties</b>		
IRCON International Ltd. <sup>3</sup>	39.01	92.75
Chattisgarh State Infrastructure Development Corpn Ltd. (CSIDCL) <sup>3</sup>	15.02	34.91
<b>Total</b>	<b>1,054.40</b>	<b>294.80</b>
<b>CLASSIFICATION</b>		
Secured	892.89	127.66
Unsecured	161.51	167.14
<b>Current</b>		
Loans repayable on demand		
- From Banks <sup>4</sup>	150.00	2,603.78
<b>Loans from Related Parties</b>		
IRCON International Ltd. <sup>5</sup>	-	78.69
Chattisgarh State Infrastructure Development Corpn Ltd. <sup>5</sup>	-	30.50
Other Loans <sup>6</sup>	326.54	-
<b>Total</b>	<b>476.54</b>	<b>2,712.97</b>
<b>CLASSIFICATION</b>		
Secured	150.00	2,712.97
Unsecured	-	-
Refer note 38 (2) for classification		

**Notes:****Non-Current Loan**1. Loan Guaranteed by Directors & Others :

Particulars of Loan	Amount in Crores	Nature of Guarantee
Export Development Corp., Canada	155.01	Guarantee executed by the President of India
Banque Nationale De Paris and Natexis Banque, France	6.50	The GOI provided an irrevocable and unconditional guarantee in relation to all our payment obligations.

Current maturities of the long term borrowing for ₹ 6.19 Crore in respect of Export Development Corp., Canada, loan & ₹ 0.59 Crore in respect of Banque Nationale De Paris and Natexis Banque, France, France is also guaranteed as above.

Repayment Schedule :

Export Development Corp. Canada : Repayment of installments is made semi-annually i.e. on January 31 and on July 31.

Banque Nationale De Paris and Natexis Banque, France : Repayment under these loan facilities will be completed on September 30, 2028 and September 30, 2030.

2. **Loan from Other Banks :**

CERL, a subsidiary of SECL has entered into Term Loan Financing Documents with a Consortium of Banks led by Indian Bank on 24.11.2017 for availment of Rupee Term Loan (RTL) of ₹ 2443.00 Crore at Interest rate of Indian Bank 1 year MCLR + 0.75 BP. The repayment period of Loan shall be : (i) Principal amount over a period of 14 years after a moratorium period of 2 years; (ii) Interest amount would be paid on monthly basis. Term loan is secured by : (a) First mortgage on all immovable fixed assets (including freehold and lease hold) of the Project, both present and future, save and except the Project Assets; (b) A first ranking pari passu charge by way of hypothecation on all tangible movables in relation to the Project, both present and future, save and except the Project Assets; (c) A first ranking pari passu charge by way of hypothecation on all the



# COAL INDIA LIMITED

A MAHARATNA COMPANY

rights, interest and obligation in relation to the Project including assignment of Insurance Contracts, to the extent covered by the Concession Agreement; (d) A first ranking pari passu charge over all accounts and current assets of CERL in relation to the Project and first charge on the receivables; (e) A first ranking pari passu charge by way hypothecation on all intangible assets of CERL in relation to the Project subject to the extent permissible as per the priority specified in the Concession Agreement and Escrow Agreement; (f) Non Disposal Undertaking for 51% of the aggregate shareholding of the CERL, with a condition that 24% of the aggregate shareholding shall be pledged in favour of Security Trustee upon occurrence of event of default; (g) Project Assets shall not form part of the Security. During the period CERL had received the drawdown from Banks. Interest outstanding as on balance sheet date is ₹ 0.00 Crore.

### 3. Loans from Related Parties

#### Loan from IRCON International Ltd.

Loan from IRCON International Ltd. consist ₹ 0.00 Crore (₹ 39.00 Crore) of M/s Chhattisgarh East Railway Limited (CERL) and ₹ 39.00 Crore (₹ 39.00 Crore) of M/s Chhattisgarh East - West Railway Limited (CEWRL) which are secured by first charge on all infrastructures to be created/ developed and all future receivables of borrowers. Repayment period of loan would be of 5 years excluding moratorium period not exceeding five years from the date of signing of Loan Agreement. Rate of interest are @12% per annum with compounding at quarterly rests. Interest accrued on such loan upto 31.03.2018 is ₹ 0.01 crore.

#### Loan from CSIDCL

Loan from CSIDCL consist ₹ 0.00 Crore (₹ 15.00 Crore) of M/s Chhattisgarh East Railway Limited (CERL) and ₹ 15.00 Crore (₹ 7.50 Crore) of M/s Chhattisgarh East-West Railway Limited (CEWRL) which are secured by first charge on all infrastructures to be created/ developed and all future receivables of borrowers. Repayment period of loan would be of 5 years excluding moratorium period not exceeding five years from the date of signing of Loan Agreement. Rate of interest are @12% per annum with compounding at quarterly rests. Interest accrued on such loan upto 31.03.2018 is ₹ 0.02 crore.

#### Current Loan

4. Short term loan amounting to ₹ 150 crore (₹ 1103.78 crore) has been raised against fixed deposit of ₹ 162 crore (₹ 1218 crore) by Central Coalfields Limited.

5. CERL has entered into a Term Loan Agreement with IRCON and CSIDCL on 26.05.2016, 30.01.2017 and 17.01.2017 at a rate linked to SBI MCLR as on 01.05.2016 with a spread of 50 basis points which comes to 9.65% per annum with compounding at quarterly rests. The repayment period of loan would be within 6 months of the Financial Closure of Phase-I Project of CERL or within 1 year from the date of the signing of this loan agreement, whichever is earlier. However, during the period/year M/s CERL has made full repayment of these outstanding loans with interest.

6. Bank overdraft of ₹ 326.54 crore is taken from the scheduled banks against fixed deposit by Western Coalfields Limited.

7. Bank Borrowings (Cash Credit) :

The bank borrowings of Coal India Ltd. has been secured by creating charge against stock of coal, stores and spare parts and book debts of CIL and its Subsidiary Companies within consortium of banks.

The total working capital credit limit available to CIL is ₹ 550.00 Crore, of which fund based limit is ₹ 250.00 Crore and non-fund based limit is ₹ 300.00 crore. Further, ₹ 2000.00 crore was set up as non-fund based limit outside consortium in order to facilitate import of HEMM. Coal India Limited is contingently liable to the extent such facility is actually utilised by the Subsidiary Companies.

## NOTES TO THE FINANCIAL STATEMENTS-CONSOLIDATED

### NOTE - 19 : TRADE PAYABLES

(₹ in Crore)

	As at	
	31.03.2018	31.03.2017
<b>Current</b>		
Trade Payables for Micro, Small and Medium Enterprises	10.41	10.37
Other Trade Payables for		
Stores and Spares	792.09	608.49
Power and Fuel	363.13	362.20
Other expenses	3,351.30	2,903.25
<b>TOTAL</b>	<b>4,516.93</b>	<b>3,884.31</b>

Refer note 38 (2) for classification



## NOTES TO THE FINANCIAL STATEMENTS-CONSOLIDATED

## NOTE - 20 : OTHER FINANCIAL LIABILITIES

(₹ in Crore)

	As at	
	31.03.2018	31.03.2017
<b>Non Current</b>		
Security Deposits	550.51	498.87
Earnest Money	11.98	8.50
Others <sup>1</sup>	601.06	535.39
	<u>1,163.55</u>	<u>1,042.76</u>
<b>Current</b>		
Current Account of IICM <sup>2</sup>	187.77	197.30
Current maturities of long-term debt	6.78	6.70
Unpaid dividends <sup>3</sup>	22.60	79.12
Security Deposits	1,129.95	969.02
Earnest Money	756.39	456.92
Liability for Salary, Wages and Allowances	2,420.49	2,078.41
Others	891.56	960.50
<b>TOTAL</b>	<u>5,415.54</u>	<u>4,747.97</u>

- Other financial liabilities - non current of ₹ 601.06 Crore includes ₹ 510.85 Crore (₹ 444.63 Crore) relating to amount realized from customers and employees on account of cases pending before various courts/arbitration with interest earned on bank deposits related to such liabilities in South Eastern Coalfields Limited.
- Current Account of Indian Institute of Coal Management (IICM)**  
Current account balance of IICM represents the fund accumulated by receiving ₹ 0.50 per tonne (upto June 2017) of productions of NEC and the Subsidiaries, net of expenditure made / fund remitted on behalf of IICM.  
During this period total contribution received from NEC and the Subsidiaries on this account amounted to ₹ 5.94 Crore. Further ₹ 13.67 Crore (net) were remitted to IICM during the period; and hire charges/ lease rent recovered from IICM amounted to ₹ 1.80 Crore (excluding service tax/GST applicable thereon).
- Unpaid dividend includes interim dividend of ₹ 11.12 crore (₹ 68.77 crore) declared but 30 days have not been lapsed so as to transfer in Unpaid Dividend account.  
During the year, an amount of ₹ 0.48 crore in respect of interim dividend of FY 2010-11 has been transferred to Investor Education & Protection Fund (IEPF) as the same remained unpaid and unclaimed for a period of seven years from the date of transfer of such dividend to unpaid dividend account.  
There is no other amount due to be transferred to IEPF within 31.03.2018.  
Refer note 38 (2) for classification

## NOTES TO THE FINANCIAL STATEMENTS-CONSOLIDATED

## NOTE - 21 : PROVISIONS

(₹ in Crore)

	As at	
	31.03.2018	31.03.2017
<b>Non Current</b>		
<b>Employee Benefits</b>		
Gratuity	3,463.26	58.80
Leave Encashment	951.74	1,669.40
Other Employee Benefits	1,478.89	1,473.07
	<u>5,893.89</u>	<u>3,201.27</u>
Site Restoration/Mine Closure <sup>2</sup>	6,399.75	6,308.77
Stripping Activity Adjustment <sup>1</sup>	37,483.29	34,125.05
Others	126.17	143.02
<b>TOTAL</b>	<u>49,903.10</u>	<u>43,778.11</u>

- Stripping Activity Adjustment of ₹ 37483.29 crore includes ₹ 732.05 crore on account of revision of standard ratio of 12 opencast mines in Western Coalfields Limited during the year.



# COAL INDIA LIMITED

A MAHARATNA COMPANY

## Current

### Employee Benefits

Gratuity	2,958.52	559.09
Leave Encashment	370.90	365.80
Ex- Gratia	1,634.11	1,621.20
Performance Related Pay	481.63	1,574.10
Other Employee Benefits <sup>5</sup>	2,083.08	1,802.75
NCWA-X <sup>3</sup>	3,647.32	2,102.27
Provision for Coal quality variance <sup>6</sup>	2,437.81	1,841.23
Executive Pay Revision <sup>4</sup>	995.14	95.26
	<b>14,608.51</b>	<b>9,961.70</b>
Site restoration /Mine Closure <sup>2</sup>	137.88	116.92
Excise Duty on Closing Stock of Coal	-	782.44
Others	67.20	285.45
<b>TOTAL</b>	<b>14,813.59</b>	<b>11,146.51</b>

### 2. Provision for Site Restoration/Mine Closure

The company's obligation for land reclamation and decommissioning of structures consists of spending at both surface and underground mines in accordance with the guidelines from Ministry of Coal, Government of India. The estimate of obligation for Mine Closure, Site Restoration and Decommissioning based upon detailed calculation and technical assessment of the amount and timing of the future cash spending to perform the required work. Mine Closure expenditure is provided as per approved Mine Closure Plan. The estimates of expenses are escalated for inflation, and then discounted at a discount rate (@8%) that reflects current market assessment of the time value of money and the risks, such that the amount of provision reflects the present value of the expenditures expected to be required to settle the obligation. The value of the provision is progressively increased over time as the effect of discounting unwinds; creating an expense recognised as financial expenses. In reference to above guidelines for preparation of mine closure plan, an escrow account has been opened. (Refer Note - 9)

3. National Coal Wage Agreement (NCWA)-X for non-executive employees effective from 01.07.2016 was finalised on 10<sup>th</sup> October 2017 and payment of Salary to Non-Executives Employees as per NCWA-X has been started from October, 2017. Provision against arrear salary for NCWA-X amounting to ` 4952.76 crore has been made for the period from 01.07.2016 to 30.09.2017. An advance amounting to ` 1305.44 crore has been paid in October, 2017 against above arrear which is net-off with the provision as shown in Note-21. Further provision of NCWA-X includes ` 1.75 crore (` 0.88 crore) capitalized for development mines.

4. Department of Public Enterprises (DPE) vide Office Memorandum (OM) NO. W-02/0028/2017-DPE(WC)-GL-XIII/17 dated 3rd August, 2017 has circulated the approval of the Government of India regarding the guidelines of the revision of pay and allowances of Board level and below Board level Executives and non-unionized supervisors of Central Public Sector Enterprises (CPSEs) w.e.f 01.01.2017.

Pending final implementation of these guidelines, the provision for executive pay revision of ` 995.14 crore, considering estimated impact of increase in all elements of executive salary (including the employer's PF contribution), other employee benefits and all superannuation benefits as per DPE guidelines, covering the period 01.01.2017 to 31.03.2018, has been made/kept in the financial statements.

Further provision for executive pay revision includes ` 0.90 crore (` 0.16 crore) capitalized for development mines.

5. Provision- Other Employee Benefits - Current includes ` 1695.46 crore (` 1493.76 crore) provided for Pension and Superannuation benefits @9.84% as on 31.03.2018.

6. A provision as Coal Quality Variance of ` 2437.81 crore (` 1841.23 crore) is recognised For sampling results awaited from referee samplers.

## NOTES TO THE FINANCIAL STATEMENTS-CONSOLIDATED

### NOTE - 22 : OTHER NON CURRENT LIABILITIES

(` in Crore)

	As at	
	31.03.2018	31.03.2017
Shifting & Rehabilitation Fund		
Opening balance	3,449.67	3,177.66
Add: Interest from investment of the fund (Net of TDS )	199.59	217.80
Add: Contribution received	347.64	325.43
Less: Amount released to subsidiaries during the year	295.92	271.22
	<u>3,700.98</u>	<u>3,449.67</u>
Deferred Income	665.60	370.04
<b>Total</b>	<b>4,366.58</b>	<b>3,819.71</b>

### 1. Shifting and Rehabilitation Fund

Following the direction of the Ministry of Coal the company has setup a fund for implementation of action plan for shifting & rehabilitation dealing with fire & stabilization of unstable areas of Eastern Coal Fields Ltd. & Bharat Coking Coal Ltd. The fund is utilized (by ECL and BCCL) based on implementation of approved projects in this respect.

The subsidiaries of CIL [except CMPDIL and Coal India Africana Limitada] are making a contribution of ` 6/- per tonne of their respective coal despatch per annum to this fund, which remains in the custody of CIL, till they are disbursed/utilised by subsidiaries/agencies implementing the relevant projects. Refer Note: 9

2. Deferred Income includes subsidy received under The Coal Mines (Conservation and Development) Act, 1974 on account of capital nature works.



## NOTES TO THE FINANCIAL STATEMENTS-CONSOLIDATED

## NOTE - 23 : OTHER CURRENT LIABILITIES

(` in Crore)

	31.03.2018	31.03.2017
Capital Expenditure	1,412.86	1,299.31
<b>Statutory Dues:</b>		
Goods and Service Tax	976.21	-
GST Compenstaion Cess	2,187.79	-
Clean Energy Cess	-	3,451.04
Sales Tax / VAT	17.47	147.64
Provident Fund & Others	490.18	456.64
Central Excise Duty	2.88	21.83
Royalty & Cess on Coal	811.04	728.29
Stowing Excise Duty	-	132.83
National Mineral Exploration Trust	16.92	44.50
District Mineral Foundation	240.65	1,055.35
Other Statutory Levies	353.81	351.83
Income Tax deducted/collected at Source	228.97	284.07
	<b>5,325.92</b>	<b>6,674.02</b>
Advance from customers / others	13,810.39	9,799.25
Cess Equalization Account	1,879.01	1,627.86
Others liabilities	3,144.30	2,123.63
<b>TOTAL</b>	<b>25,572.48</b>	<b>21,524.07</b>

## NOTES TO THE FINANCIAL STATEMENTS-CONSOLIDATED

## NOTE - 24 : REVENUE FROM OPERATIONS

(` in Crore)

	For the Year ended 31.03.2018	For the year ended 31.03.2017
<b>A. Sales of Coal</b>	<b>1,27,162.17</b>	<b>1,22,286.96</b>
<b>Less : Statutory Levies</b>		
Royalty	9,598.52	8,119.70
Goods and Sevice Tax	3,897.12	-
GST Compenstaion Cess	17,740.17	-
Cess on Coal	2,202.68	2,172.88
Stowing Excise Duty	136.00	527.73
Central Sales Tax	301.93	1,206.91
Clean Energy Cess	5,440.78	21,110.28
State Sales Tax/VAT	780.10	2,951.49
National Mineral Exploration Trust	196.07	190.34
District Mineral Foundation	3,006.67	4,085.60
Other Levies	756.00	875.40
<b>Total Levies (excluding Excise)</b>	<b>44,056.04</b>	<b>41,240.33</b>
<b>Sales of Coal (Net) (A)</b>	<b>83,106.13</b>	<b>81,046.63</b>
<b>B. Other Operating Revenue</b>		
Subsidy for Sand Stowing & Protective Works	80.79	126.84
Loading and additional transportation charges	3,149.44	2,745.74
Less : Statutory Levies (excluding Excise)	139.38	111.08
	<b>3,010.06</b>	<b>2,634.66</b>
Evacuation Facility Charges	782.55	-
Less: Statutory Levies	38.98	-
	<b>743.57</b>	<b>-</b>
Revenue from services	384.94	219.50
Less: Statutory Levies	56.92	28.90
	<b>328.02</b>	<b>190.60</b>
<b>Other Operating Revenue (Net) (B)</b>	<b>4,162.44</b>	<b>2,952.10</b>
<b>Revenue from Operations (A + B)</b>	<b>87,268.57</b>	<b>83,998.73</b>



# COAL INDIA LIMITED

A MAHARATNA COMPANY

1. Government of India introduced Goods and Services Tax (GST) w.e.f 1<sup>st</sup> July,2017. Consequently revenue from operations for the period from 01.07.2017 to 31.03.2018 is presented net of GST.
2. Revenue from operations for the period prior to 01.07.2017 is inclusive of Excise duty. Sales of coal includes excise duty of ` 1376.67 Crore (` 5443.77 crore). Sales of coal net of excise duty is ` 81729.46 crore (` 75602.86 crore). Loading and additional transportation charges includes excise duty of ` 29.46 Crore (` 143.75 crore). Loading and additional transportation charges net of excise duty is ` 2980.60 crore (` 2490.91 crore).
3. Subsidy for Sand Stowing & Protective Works of ` 80.79 crore received from Ministry of Coal, Government of India in terms of Coal Mines (Conservation & Development) Act, 1974 towards reimbursement of expenditure incurred for the Sand Stowing & Protective Works.
4. Clean energy Cess has been repealed w.e.f 01.07.2017, and GST compensation cess has been introduced w.e.f. 01.07.2017.
5. Net sales (net of excise duty) includes ` 530.09 crore (` 331.19 crore) on sale of 40.53 Lakh Te (34.64 Lakh Te) coal related to Gare Palma IV/2&3 Mine and ` 127.38 crore (` 92.22 crore) on sale of 13.01 Lakh Te (6.54 Lakh Te) coal of Gare Palma IV/1 for which Coal India Ltd. has been appointed akin to a designated custodian w.e.f 01.04.2015 (through SECL).
6. Revenue from services includes consultancy and other services provided by CMPDIL, a subsidiary of CIL.
7. During the year the pit head Run Of Mine (ROM) prices of all grades of non-coking coal has been revised w.e.f. 00:00 Hour of 09<sup>th</sup> January, 2018.  
Further a charge of ` 50 per tonne was levied w.e.f. 00:00 hour of 20<sup>th</sup> December, 2017 as "Evacuation Facility Charge" on all despatches except despatch through rapid loading arrangement.



## NOTES TO THE FINANCIAL STATEMENTS-CONSOLIDATED

## NOTE 25 : OTHER INCOME

	( ` in Crore)	
	For the Year ended 31.03.2018	For the Year ended 31.03.2017
<b>Interest Income</b>		
Deposits with Banks	2,042.10	2,767.30
Investments	70.72	70.53
Loans	10.70	0.71
Others	647.38	697.57
<b>Dividend Income</b>		
Investments in Mutual Funds	180.85	194.49
<b>Other Non-Operating Income</b>		
Profit on Sale of Assets	28.11	4.62
Gain on Foreign exchange Transactions	-	1.14
Exchange Rate Variance	12.31	7.17
Lease Rent	44.21	26.51
Liability / Provision Write Backs	1,003.97	702.26
Excise Duty on Decrease in Stock	-	57.80
Miscellaneous Income	617.97	794.11
<b>Total</b>	<b>4,658.32</b>	<b>5,324.21</b>

Dividend Income from investment Mutual Fund investments and interest income from Deposits with banks, includes interest/dividend income received from investments of amount lying in Current Account of IICM [Refer Note-20]

## NOTES TO THE FINANCIAL STATEMENTS-CONSOLIDATED

## NOTE 26 : COST OF MATERIALS CONSUMED

	( ` in Crore)	
	For the Year ended 31.03.2018	For the Year ended 31.03.2017
Explosives	1,712.00	1,784.89
Timber	23.76	29.46
Oil & Lubricants	2,631.56	2,573.47
HEMM Spares	1,412.77	1,378.40
Other Consumable Stores & Spares	1,049.48	1,202.30
<b>Total</b>	<b>6,829.57</b>	<b>6,968.52</b>



# COAL INDIA LIMITED

A MAHARATNA COMPANY

## NOTES TO THE FINANCIAL STATEMENTS-CONSOLIDATED

### NOTE 27 : CHANGES IN INVENTORIES OF FINISHED GOODS, WORK IN PROGRESS AND STOCK IN TRADE

( ` in Crore)

	For the Year ended 31.03.2018	For the Year ended 31.03.2017
Opening Stock of Coal	7,864.65	6,624.72
Add: Adjustment of opening stock	32.15	0.09
Less: Adjustment of opening stock (Excise duty)	779.47	-
Less: Deterioration of Coal	<u>485.48</u>	<u>463.96</u>
	<u>6,631.85</u>	<u>6,160.85</u>
Closing Stock of Coal	5,417.42	7,864.65
Less: Deterioration of Coal	<u>482.20</u>	<u>485.48</u>
	<u>4,935.22</u>	<u>7,379.17</u>
<b>A Change in Inventory of Coal</b>	<u>1,696.63</u>	<u>(1,218.32)</u>
Opening Stock of Workshop made finished goods and WIP	210.67	190.59
Less: Adjustment of opening stock (Excise duty)	2.97	-
Less: Provision	<u>1.56</u>	<u>1.56</u>
	<u>206.14</u>	<u>189.03</u>
Closing Stock of Workshop made finished goods and WIP	225.11	210.67
Less: Provision	<u>1.56</u>	<u>1.56</u>
	<u>223.55</u>	<u>209.11</u>
<b>B Change in Inventory of workshop</b>	<u>(17.41)</u>	<u>(20.08)</u>
Press Opening Job		
i) Finished Goods	0.62	0.47
ii) Work in Progress	<u>0.35</u>	<u>0.52</u>
	<u>0.97</u>	<u>0.99</u>
Less: Press Closing Job		
i) Finished Goods	0.54	0.62
ii) Work in Progress	<u>0.19</u>	<u>0.35</u>
	<u>0.73</u>	<u>0.97</u>
<b>C Change in Inventory of Closing Stock of Press Job</b>	<u>0.24</u>	<u>0.02</u>
<b>Change in Inventory of Stock in trade (A+B+C) {Decretion / (Accretion)}</b>	<u>1,679.46</u>	<u>(1,238.38)</u>



## NOTES TO THE FINANCIAL STATEMENTS-CONSOLIDATED

## NOTE 28 : EMPLOYEE BENEFITS EXPENSE

	( ₹ in Crore)	
	For the Year ended 31.03.2018	For the Year ended 31.03.2017
Salary, Wages, Allowances, Bonus etc.	22,997.60	21,933.75
Provision for National Coal Wages Agreement (NCWA) - X <sup>1</sup>	2,849.62	2,101.39
Executive Pay Revision*	899.14	95.10
Ex-Gratia	1,569.91	1,666.22
Performance Related Pay	156.19	198.97
Contribution to P.F. & Other Funds	2,745.56	2,666.44
Gratuity <sup>2</sup>	8,431.27	1,029.68
Leave Encashment	300.87	1,349.67
Voluntary Retirement Scheme	1.29	0.91
Workman Compensation	5.77	10.15
Medical Expenses for existing employees	418.78	427.45
Medical Expenses for retired employees	175.44	96.43
Grants to Schools & Institutions	142.38	139.69
Sports & Recreation	24.67	24.24
Canteen & Creche	7.02	4.17
Power - Township	960.26	921.21
Hire Charges of Bus, Ambulance etc.	63.44	63.01
Other Employee Benefits	884.39	794.40
<b>Total</b>	<b>42,633.60</b>	<b>33,522.88</b>

1. National Coal Wage Agreement (NCWA)-X for non-executive employees effective from 01.07.2016 was finalized on 10<sup>th</sup> October 2017 and payment of salary as per the agreement has been started from the month of October, 2017. The provision for such wage revision was made in Accounts upto 30.09.2017.

The provision for NCWA -X for the year ended 31.03.2018 above includes ₹ 893.01 Crore relating to the Period 01.07.2016 to 31.03.2017. (Also refer footnote 2 of Note 21)

2. As per the Payment of Gratuity (Amendment) Act, 2018 and the notification issued thereafter, the ceiling for maximum gratuity has been increased from ₹ 10 lakh to ₹ 20 lakh w.e.f. 29.03.2018. Gratuity for the year ended 31.03.2018 above includes ₹ 7384.37 Crore for impact of above change in gratuity ceiling.

\* Refer Note 21 [Footnote 3]

Refer Note 38 (4) for additional informations.



# COAL INDIA LIMITED

A MAHARATNA COMPANY

## NOTES TO THE FINANCIAL STATEMENTS-CONSOLIDATED

### NOTE 29 : CORPORATE SOCIAL RESPONSIBILITY EXPENSE

	(` in Crore)	
	For the Year ended 31.03.2018	For the Year ended 31.03.2017
CSR Expenses	483.78	489.67
<b>Total</b>	<b>483.78</b>	<b>489.67</b>

#### Details of subsidiary wise CSR expenditure vis-à-vis amount required to be spent u/s 135 of the Companies Act,2013.

Subsidiary	Amount required to be spent in accordance with Section 135 of the Companies Act,2013	Actual CSR Expenditure for FY 2017-18
ECL	20.89	12.69
BCCL	9.98	2.74
CCL	54.88	37.90
NCL	72.47	36.59
WCL*	-	7.23
SECL	93.30	93.62
MCL	122.85	267.52
CMPDIL	0.80	1.18
CIL	7.88	24.31
	383.05	483.78

\* Due to average loss in three immediately preceding financial year.

## NOTES TO THE FINANCIAL STATEMENTS-CONSOLIDATED

### NOTE 30 : REPAIRS

	(` in Crore)	
	For the Year ended 31.03.2018	For the Year ended 31.03.2017
Building	484.47	378.49
Plant & Machinery	890.07	838.27
Others	64.93	69.16
<b>Total</b>	<b>1,439.47</b>	<b>1,285.92</b>

## NOTES TO THE FINANCIAL STATEMENTS-CONSOLIDATED

### NOTE 31 : CONTRACTUAL EXPENSES

	(` in Crore)	
	For the Year ended 31.03.2018	For the Year ended 31.03.2017
Transportation Charges :		
Sand	58.74	62.55
Coal	3,221.52	3,135.40
Stores & Others	50.41	9.50
Wagon Loading	183.19	196.35
Hiring of Plant and Equipments	8,126.39	7,879.87
Other Contractual Work	1,126.72	1,019.36
<b>Total</b>	<b>12,766.97</b>	<b>12,303.03</b>



## NOTES TO THE FINANCIAL STATEMENTS-CONSOLIDATED

## NOTE 32 : FINANCE COST

	(` in Crore)	
	For the Year ended 31.03.2018	For the Year ended 31.03.2017
<b>Interest Expenses</b>		
Borrowings	23.93	7.39
Unwinding of discounts	394.79	378.55
Others	13.07	23.24
<b>Total</b>	<b>431.79</b>	<b>409.18</b>

## NOTES TO THE FINANCIAL STATEMENTS-CONSOLIDATED

## NOTE 33 : PROVISIONS (NET OF REVERSAL)

	(` in Crore)	
	For the Year ended 31.03.2018	For the Year ended 31.03.2017
<b>(A) Provision made for</b>		
Doubtful debts	326.30	801.80
Coal quality variance	1,781.35	1,486.00
Doubtful Advances & Claims	6.46	19.59
Stores & Spares	15.86	23.71
Others	100.20	340.51
<b>Total (A)</b>	<b>2,230.17</b>	<b>2,671.61</b>
<b>(B) Provision Reversal</b>		
Doubtful debts	303.44	246.36
Coal quality variance	1,184.77	90.60
Doubtful Advances & Claims	68.82	25.19
Stores & Spares	0.90	3.19
Others	299.77	1.29
<b>Total(B)</b>	<b>1,857.70</b>	<b>366.63</b>
<b>Total (A-B)</b>	<b>372.47</b>	<b>2,304.98</b>

A provision as Coal Quality Variance of ` 1781.35 Crore (` 1486.00 Crore) is recognised For sampling results awaited from referee samplers for FY 2017-18.

## NOTES TO THE FINANCIAL STATEMENTS-CONSOLIDATED

## NOTE 34 : WRITE OFF (NET OF PAST PROVISIONS )

	(` in Crore)	
	For the Year ended 31.03.2018	For the Year ended 31.03.2017
Doubtful debts	258.97	332.65
Less :- Provided earlier	258.25	315.70
	0.72	16.95
Doubtful advances	1.59	30.08
Less :- Provided earlier	1.59	24.34
	-	5.74
Stock of Coal	-	-
Less :- Provided earlier	-	-
Others	-	6.27
Less :- Provided earlier	-	1.99
	-	4.28
<b>Total</b>	<b>0.72</b>	<b>26.97</b>



# COAL INDIA LIMITED

A MAHARATNA COMPANY

## NOTES TO THE FINANCIAL STATEMENTS-CONSOLIDATED

### NOTE 35 : OTHER EXPENSES

(` in Crore)

	For the Year ended 31.03.2018	For the Year ended 31.03.2017
Travelling expenses		
Domestic	151.07	152.64
Foreign	2.29	2.87
Training Expenses	45.80	58.51
Telephone & Postage	41.92	38.71
Advertisement & Publicity	62.46	49.08
Freight Charges	13.25	40.07
Demurrage	86.90	85.08
Donation/Subscription	1.98	1.44
Security Expenses	818.41	743.68
Hire Charges	313.04	281.95
Legal Expenses	25.96	27.50
Bank Charges	1.44	1.26
Guest House Expenses	13.71	12.05
Consultancy Charges	44.83	53.23
Under Loading Charges	662.36	462.98
Loss on Sale/Discard/Surveyed of Assets	8.68	8.60
Auditor's Remuneration & Expenses		
For Audit Fees	1.98	2.35
For Taxation Matters	0.18	0.19
For Other Services	1.62	1.91
For Reimbursement of Exps.	1.41	1.58
Internal & Other Audit Expenses	16.69	16.74
Rehabilitation Charges	347.64	325.37
Royalty, Cess etc	533.39	1,340.08
Central Excise Duty	-	247.61
Rent	9.87	11.93
Rates & Taxes	126.89	187.73
Insurance	4.69	4.86
Loss on Foreign Exchange Transactions	0.01	0.01
Loss on Exchange rate variance	1.06	9.60
Lease Rent	0.22	0.33
Rescue/Safety Expenses	55.50	49.07
Dead Rent/Surface Rent	14.15	9.28
Siding Maintenance Charges	67.59	66.61
Land/Crops Compensation	0.46	0.12
<b>R &amp; D expenses</b>	<b>3.33</b>	<b>2.74</b>
Environmental & Tree Plantation Expenses	122.86	116.28
Expenses on Buyback of shares	-	10.20
Miscellaneous expenses	611.80	666.67
<b>Total</b>	<b>4,215.44</b>	<b>5,090.91</b>



## NOTES TO THE FINANCIAL STATEMENTS-CONSOLIDATED

## NOTE 36 : TAX EXPENSES

	For the Year ended 31.03.2018	For the Year ended 31.03.2017
Current Year	6,707.71	6,113.38
Deferred tax*	(2,667.34)	(653.50)
MAT Credit Entitlement	(101.39)	(8.66)
Earlier Years	(232.32)	(286.43)
<b>Total</b>	<b>3,706.66</b>	<b>5,164.79</b>

\* Refer Note 38(6)(e) also for deferred tax.

## NOTES TO THE FINANCIAL STATEMENTS-CONSOLIDATED

## NOTE 37 : OTHER COMPREHENSIVE INCOME

	For the Year ended 31.03.2018	For the Year ended 31.03.2017
<b>(A) (i) Items that will not be reclassified to profit or loss</b>		
Changes in revaluation surplus	-	-
Remeasurement of defined benefit plans	973.37	140.15
Equity instrument through OCI	-	-
Fair value changes relating to own credit risk of financial liabilities designated at FVTPL	-	-
Share of OCI in Joint ventures	-	-
	<u>973.37</u>	<u>140.15</u>
<b>(ii) Income tax relating to items that will not be reclassified to profit or loss</b>		
Changes in revaluation surplus	-	-
Remeasurement of defined benefit plans	(340.87)	(58.16)
Equity instrument through OCI	-	-
Fair value changes relating to own credit risk of financial liabilities designated at FVTPL	-	-
Share of OCI in Joint ventures	-	-
	<u>(340.87)</u>	<u>(58.16)</u>
<b>Total (A)</b>	<b>632.50</b>	<b>81.99</b>
<b>(B) (i) Items that will be reclassified to profit or loss</b>		
Exchange differences in translating the financial statements of a foreign operation	-	-
Debt instrument through OCI	-	-
The effective portion of gains and loss on hedging instruments in a cash flow hedge	-	-
Share of OCI in Joint ventures	0.01	0.01
	<u>0.01</u>	<u>0.01</u>
<b>(ii) Income tax relating to items that will be reclassified to profit or loss</b>		
Exchange differences in translating the financial statements of a foreign operation	-	-
Debt instrument through OCI	-	-
The effective portion of gains and loss on hedging instruments in a cash flow hedge	-	-
Share of OCI in Joint ventures	-	-
	<u>-</u>	<u>-</u>
<b>Total (B)</b>	<b>0.01</b>	<b>0.01</b>
<b>Total (A+B)</b>	<b>632.51</b>	<b>82.00</b>



# COAL INDIA LIMITED

A MAHARATNA COMPANY

## NOTE – 38: ADDITIONAL NOTES TO THE FINANCIAL STATEMENTS FOR THE YEAR ENDED 31<sup>st</sup> MARCH, 2018 (CONSOLIDATED)

### 1. Principles of Consolidation and Financial Reporting of Interest in Jointly Controlled Entities and Subsidiaries

- i) The financial statements of the subsidiaries used in the consolidation are drawn up to the same reporting date as that of the Parent Company, i.e. for the year ended 31<sup>st</sup> March, 2018.
- ii) The consolidated financial statements relate to Coal India Limited, its wholly owned subsidiary companies, namely, Eastern Coalfields Limited (ECL), Bharat Coking Coal Limited (BCCL), Central Coalfields Limited (CCL), Northern Coalfields Limited (NCL), Western Coalfields Limited (WCL), South Eastern Coalfields Limited (SECL), Mahanadi Coalfields Limited (MCL), Central Mine Planning & Design Institute Limited (CMPDIL) & Coal India Africana Limitada (Overseas Subsidiary); joint venture companies, namely, CIL- NTPC Urja Pvt. Limited, International Coal Ventures Pvt. Ltd. (ICVL), Hindustan Urvarak and Rasayan Limited (HURL) and Talcher Fertilizers Limited.
- iii) CIL NTPC Urja Pvt. Ltd., a 50:50 joint venture company was formed on 27<sup>th</sup> April, 2010 between CIL & NTPC and CIL has invested ₹ 0.08 Crore upto 31.03.2018. The management certified financial statements of the above joint venture company upto the year ended 31.03.2018 have been considered in consolidation using Equity Method.
- iv) A joint venture company named Talcher Fertilizers Limited (formerly known as Rashtriya Coal Gas Fertilizers Limited) was incorporated on 13<sup>th</sup> November, 2015 under the Companies Act, 2013 by virtue of a joint venture agreement dated 27<sup>th</sup> October, 2015 among Coal India Limited (CIL), Rashtriya Chemicals and Fertilizers Limited, GAIL (India) Limited and Fertilizer Corporation of India Limited. The joint venture company has authorised share capital of ₹ 50 Crore and issued capital of ₹ 15.05 Crore out of which Coal India Ltd. owns 5015000 shares worth ₹ 5.02 Crore face value of equity shares as on 31.03.2018. The management certified financial statements of the joint venture company for the year ended 31.03.2018 have been considered in consolidation using Equity Method.
- v) CIL had entered into a Memorandum of Understanding (vide approval from its Board in 237<sup>th</sup> meeting held on 24<sup>th</sup> November, 2007) regarding formation of Special Purpose Vehicle (SPV) through joint venture involving CIL/SAIL/RINL/NTPC & NMDC for acquisition of coking coal properties abroad. The formation of the SPV had been approved by the Cabinet, Govt. of India, vide its approval dated 8<sup>th</sup> November, 2007. The aforesaid SPV viz. International Coal Ventures Pvt. Ltd. has been formed by incorporation under erstwhile Companies Act, 1956 on 20<sup>th</sup> May, 2009 with an authorised capital of ₹ 1.00 Crore and paid up capital of ₹ 0.70 Crore. The authorised Capital and paid up Capital as on 31.03.2018 stood at ₹ 3500.00 Crore and ₹ 1450.67 Crore respectively. Out of above paid up capital, Coal India Ltd. owns 0.08% share i.e. worth ₹ 2.80 Crore face value of equity shares. The audited financial statements of the joint venture company for the year ended 31.03.2018 have been considered in consolidation using Equity Method.
- vi) A joint venture agreement between Coal India Limited (CIL) and NTPC Limited for revival of Sindri & Gorakhpur Fertilizer units of FCIL was executed on 16<sup>th</sup> May, 2016. Accordingly, a joint venture company named Hindustan Urvarak and Rasayan Limited (HURL) was incorporated on 15<sup>th</sup> June, 2016 under the Companies Act, 2013. Thereafter, a Supplemental Agreement was executed dated 31<sup>st</sup> October, 2016 among Coal India Limited (CIL), NTPC Limited, Indian Oil Corporation Limited (IOCL), Fertilizer Corporation of India Limited (FCIL) and Hindustan Fertilizer Corporation Limited (HFCL) for revival of Sindri & Gorakhpur Fertilizer units of FCIL and Barauni unit of HFCL through HURL. The joint venture company has authorised share capital of ₹ 1000 Crore divide into 100 crore equity shares of ₹ 10 each. It is agreed in line with cabinet approval dated 13.07.2016 that FCIL and HFCL shall together hold 10.99% equity shareholding in the company at the time of commencement of commercial production of the Project and the other three parties i.e. CIL, NTPC and IOCL shall have equal equity shareholding after providing shares to FCIL and HFCL together.  
  
The joint venture company has issued and paid up share capital of ₹ 999.78 Crore out of which Coal India Ltd. owns 333250000 shares worth ₹ 333.25 Crore face value of equity shares as on 31.03.2018. The audited financial statements of the joint venture company for the period ended 31.03.2018 have been considered in consolidation using Equity Method.
- vii) The financial statements of Mahanadi Coalfields Ltd. (MCL) have been consolidated with its four subsidiary companies – MNH Shakti Limited, MJSJ Coal Limited, Mahanadi Basin Power Limited and Mahanadi Coal Railways Limited.
- viii) In Mahanadi Coalfields Ltd. (MCL), a joint venture company named Neelanchal Power Transmission Company Pvt. Limited was incorporated by virtue of a joint venture agreement between MCL and Odisha Power Transmission Corporation Limited on 8<sup>th</sup> January, 2013. Upto 31.03.2018, MCL has incurred ₹ 0.02 Crore (₹ 0.02 Crore) for miscellaneous expenses incidental for incorporation and the same has been included in Claims receivables (Note 9). There is no investment in the joint venture company upto 31.03.2018.
- ix) On incorporation of subsidiaries on the basis of joint venture agreement as per directives from the Ministry of Coal, MCL has deposited money / transferred debits for capital and other expenditure.



The position of investment and other current account as at 31.03.2018 is as under:-

Name of Subsidiary	Stake in Subsidiary	Date of Incorporation	Address	Non-Controlling Interest
1) MNH Shakti Ltd.	70%	16.07.2008	Ananda Vihar, Burla, Sambalpur	₹ 25.53 Crore
2) MJSJ Coal Ltd.	60%	13.08.2008	House No. 42,1st Floor, Anand Nagar, Hakim Para, Angul	₹ 38.04 Crore
3) Mahanadi Basin Power Ltd.	100%	02.12.2011	Plot No. G-3, Mancheswar Railway Colony, Bhubaneswar	—
4) Mahanadi Coal Railway Ltd.	64%	31.08.2015	MDF Room, Corporate Office, MCL HQ, Jagriti Vihar, Burla, Sambalpur	₹ 0.02 Crore
<b>Total</b>				₹ <b>63.59 Crore</b>

All the subsidiaries are in development stage and the related expenditure has been consolidated.

x) On incorporation of subsidiaries, in terms of Memorandum of Understanding (MOU) signed on 03.11.2012 between South Eastern Coalfields Limited (SECL), IRCON International Limited (IRCON) and the Government of Chhattisgarh (GoCG) for establishment of two Railway Corridors viz., East Corridor and East West Corridor, 2 (two) Subsidiary Companies of SECL have been incorporated under the erstwhile Companies Act, 1956 viz., M/s Chhattisgarh East Railway Limited (CERL) and M/s Chhattisgarh East-West Railway Limited (CEWRL) has deposited money/transferred debits for capital and other expenditure.

The position of investment and other current account as at 31.03.2018 is as under:-

Name of Subsidiary	Stake in Subsidiary	Date of Incorporation	Address	Non-Controlling Interest
1) M/s Chhattisgarh East Railway Limited	67.23%	12.03.2013	Mahadeo Ghat Road, Raipura Chowk, Raipur-492013	₹ 100.09 Crore
2) M/s Chhattisgarh East-West Railway Limited	64.06%	25.03.2013	Mahadeo Ghat Road, Raipura Chowk, Raipur-492013	₹ 181.03 Crore
<b>Total</b>				₹ <b>281.12 Crore</b>

All the subsidiaries are in development stage and the related expenditure has been consolidated.

xi) In terms of Memorandum of Understanding signed on 07.05.2015 between Central Coalfields Limited (CCL), IRCON International Limited (IRCON) and the Govt. of Jharkhand for development, financing and implementation of Railway Infrastructure works in the State of Jharkhand, a Subsidiary Company named as Jharkhand Central Railway limited (JCRL) has been incorporated on 31.08.2015 under the Companies Act, 2013 with an authorised share capital of ₹ 5 Crore, which was subsequently been increased to ₹ 500 Crores. The committed equity share holding pattern, as per MOA of CCL, IRCON International Limited and Govt. of Jharkhand are 64%, 26% and 10% respectively.

As on Balance sheet date, JCRL has allotted shares to the value of ₹ 32.00 Crore to CCL and in case of IRCON International Limited and Government of Jharkhand, shares have been allotted for ₹ 13.00 Crore and ₹ 5.00 Crore respectively. The paid-up capital of JCRL as on 31.03.2018 is ₹ 50.00 Crore.

JCRL has incurred a loss of ₹ 0.03 Crore (₹ 0.58 Crore) for the year ended 31.03.2018.

The reviewed Financial Statements of the above subsidiary company upto the period ended 31.03.2018 have been considered in consolidation.

xii) Investment in Subsidiary (Overseas)

Coal India Ltd., formed a 100% owned subsidiary in Republic of Mozambique, named "Coal India Africana Limitada" (CIAL). The initial paid up capital on such formation (known as "Quota Capital") was ₹ 0.01 Crore (USD 1000). The financial statements upto 31.03.2018 of CIAL has been prepared in accordance with General Accounting Plan for small entities in Mozambique (PGC-PE) and has been audited by other auditor of Mozambique which have been considered for consolidation. Adjustment for difference with Indian GAAP, if any, being insignificant has not been considered.

xiii) Significant Accounting Policies and Notes to these Consolidated Financial Statements are intended to serve as a means of informative disclosure and a guide for better understanding the consolidated position of the companies. Recognizing this purpose, the Company has disclosed only such Policies and Notes from individual financial statements, which fairly present the needed disclosure.

xiv) **Additional information relating to Subsidiaries/ Joint Ventures.**

(As per schedule III of Companies Act, 2013)



# COAL INDIA LIMITED

A MAHARATNA COMPANY

(` in Crore)

Name of the entity	Net Assets, i.e., Total Assets minus Total Liabilities		Share in Profit or Loss		Share in Other Comprehensive Income		Share in Total Comprehensive Income	
	As % of Consolidated Net Assets	Amount	As % of Consolidated Profit or Loss	Amount	As % of Consolidated Other Comprehensive Income	Amount	As % of Consolidated Income	Amount
<b>Coal India Limited</b>	60.56	12,018.66	5.91	414.82	0.85	5.36	5.49	420.18
<b>Subsidiaries</b>								
<b>Indian</b>								
Eastern Coalfields Ltd.	(9.45)	(1876.32)	(13.26)	(931.17)	16.92	107.00	(10.77)	(824.17)
Bharat Coking Coal Ltd.	(7.50)	(1489.30)	(19.82)	(1391.22)	14.83	93.80	(16.95)	(1297.42)
Central Coalfields Ltd.	12.89	2556.18	11.25	789.51	14.46	91.43	11.51	880.94
Northern Coalfields Ltd.	13.74	2726.89	38.25	2685.24	7.21	45.58	35.68	2730.82
Western Coalfields Ltd.	2.88	571.65	(25.02)	(1756.50)	12.81	81.02	(21.89)	(1675.48)
South Eastern Coalfields Ltd.	14.12	2801.94	33.76	2369.95	26.42	167.09	33.15	2537.04
Mahanadi Coalfields Ltd.	11.53	2287.92	67.78	4758.51	2.83	17.88	62.41	4776.39
Central Mine Planning & Design Institute Ltd.	1.49	296.45	1.15	80.83	3.69	23.34	1.36	104.17
<b>Foreign</b>								
Coal India Africana Limitada, Mozambique	(0.15)	(29.32)	(0.01)	(0.19)	0.00	0.00	0.00	(0.19)
<b>Less: Non-Controlling Interest in all Subsidiaries</b>	1.83	362.45	(0.01)	(0.12)	0.00	0.00	0.00	(0.12)
<b>Total (A)</b>	<b>98.27</b>	<b>19502.30</b>	<b>99.99</b>	<b>7019.90</b>	<b>100.00</b>	<b>632.50</b>	<b>99.99</b>	<b>7652.40</b>
<b>Joint Ventures (Investment as per the Equity Method)</b>								
<b>Indian</b>								
International Coal Ventures Private Ltd.	0.04	7.19	0.00	0.04	0.00	0.01	0.00	0.05
CIL NTPC Urja Private Ltd.	0.00	0.03	0.00	0.00	0.00	0.00	0.00	0.00
Talcher Fertilizers Ltd.	0.03	5.02	0.00	0.02	0.00	0.00	0.00	0.02
Hindustan Urvarak and Rasayan Limited	1.67	332.03	0.01	0.38	0.00	0.00	0.00	0.38
<b>Total (B)</b>	<b>1.73</b>	<b>344.27</b>	<b>0.01</b>	<b>0.44</b>	<b>0.00</b>	<b>0.01</b>	<b>0.01</b>	<b>0.45</b>
<b>Total (A+B)</b>	<b>100.00</b>	<b>19846.57</b>	<b>100.00</b>	<b>7020.34</b>	<b>100.00</b>	<b>632.51</b>	<b>100.00</b>	<b>7652.85</b>



## 2. Fair Value measurement

## (a) Financial Instruments by Category

(₹ in Crore)

	31st March, 2018			31st March 2017		
	FVTPL	FVTOCI	Amortised cost	FVTPL	FVTOCI	Amortised cost
<b>Financial Assets</b>						
Investments* :						
Secured Bonds			958.70			958.70
Co-Operative Shares			0.08			0.08
Mutual Fund	205.57			513.47		
Loans			1023.77			35.77
Deposits & receivable			14155.67			12351.43
Trade receivables			8689.16			12476.27
Cash & cash equivalents			4192.67			4193.91
Other Bank Balances			27282.40			26955.28
<b>Financial Liabilities</b>						
Borrowings			1530.94			3007.77
Trade payables			4516.93			3884.31
Security Deposit and Earnest money			2448.83			1933.31
Other Liabilities			4130.26			3857.42

\* Investment in Equity Shares in Joint Ventures are measured using Equity method which stands at ₹ 344.28 Crore as on 31.03.2018 (₹ 10.61 Crore -31.03.2017) and are not included above.

## (b) Fair value hierarchy

Table below shows judgements and estimates made in determining the fair values of the financial instruments that are (a) recognised and measured at fair value and (b) measured at amortised cost and for which fair values are disclosed in the financial statements. To provide an indication about the reliability of the inputs used in determining fair value, the group has classified its financial instruments into the three levels prescribed under the accounting standard. An explanation of each level follows underneath the table.

(₹ in Crore)

Financial assets and liabilities measured at fair value	31st March, 2018			31st March 2017		
	Level I	Level II	Level III	Level I	Level II	Level III
<b>Financial Assets at FVTPL</b>						
Investments :						
Mutual Fund	205.57			513.47		

(₹ in Crore)

Financial assets and liabilities measured at amortised cost for which fair values are disclosed	31st March, 2018			31st March 2017		
	Level I	Level II	Level III	Level I	Level II	Level III
<b>Financial Assets</b>						
Investments :						
Secured Bonds			958.70			958.70
Co-Operative Share			0.08			0.08
Other Investments						
Loans			1023.77			35.77
Deposits & receivable			14155.67			12351.43
Trade receivables			8689.16			12476.27
Cash & cash equivalents			4192.67			4193.91
Other Bank Balances			27282.40			26955.28
<b>Financial Liabilities</b>						
Borrowings			1530.94			3007.77
Trade payables			4516.93			3884.31
Security Deposit and Earnest money			2448.83			1933.31
Other Liabilities			4130.26			3857.42



# COAL INDIA LIMITED

A MAHARATNA COMPANY

The Company uses the judgements and estimates in determining the fair values of the financial instruments that are recognised and measured at fair value. To provide an indication about the reliability of the inputs used in determining fair value, the Company has classified its financial instruments into the three levels prescribed under the accounting standard. An explanation of each level is given below.

**Level 1:** Level 1 hierarchy includes financial instruments measured using quoted prices.

**Level 2:** The fair value of financial instruments that are not traded in an active market is determined using valuation techniques which maximize the use of observable market data and rely as little as possible on entity-specific estimates. If all significant inputs required to fair value an instrument are observable, the instrument is included in level 2.

**Level 3:** If one or more of the significant inputs is not based on observable market data, the instrument is included in level 3. This is the case for unlisted equity securities, preference shares borrowings, security deposits and other liabilities taken included in level 3.

**(c) Valuation technique used in determining fair value**

Valuation techniques used to value financial instruments include the use of quoted market prices of instruments.

**(d) Fair value measurements using significant unobservable inputs**

At present there are no fair value measurements using significant unobservable inputs.

**(e) Fair values of financial assets and liabilities measured at amortised cost**

- The carrying amounts of trade receivables, short term deposits, cash and cash equivalents, trade payables are considered to be the same as their fair values, due to their short-term nature.
- The Company considers that the Security Deposits does not include a significant financing component. The milestone payments (security deposits) coincide with the company's performance and the contract requires amounts to be retained for reasons other than the provision of finance. The withholding of a specified percentage of each milestone payment is intended to protect the interest of the company, from the contractor failing to adequately complete its obligations under the contract. Accordingly, transaction cost of Security deposit is considered as fair value at initial recognition and subsequently measured at amortised cost.

**Significant estimates:** The fair value of financial instruments that are not traded in an active market is determined using valuation techniques. The Company uses its judgment to select a method and makes suitable assumptions at the end of each reporting period.

### 3. Financial Risk Management

#### Financial risk management objectives and policies

The Company's principal financial liabilities comprise trade and other payables. The main purpose of these financial liabilities is to finance the Company's operations and to provide guarantees to support its operations. The Company's principal financial assets include loans, trade and other receivables, and cash and cash equivalents that is derived directly from its operations.

The Company is exposed to market risk, credit risk and liquidity risk. The Company's senior management oversees the management of these risks. The Company's senior management is supported by a risk committee that advises, inter alia, on financial risks and the appropriate financial risk governance framework for the Company. The risk committee provides assurance to the Board of Directors that the Company's financial risk activities are governed by appropriate policies and procedures and that financial risks are identified, measured and managed in accordance with the Company's policies and risk objectives. The Board of Directors reviews and agrees policies for managing each of these risks, which are summarised below.

The Company is exposed to market risk, credit risk and liquidity risk. This note explains the sources of risk which the entity is exposed to and how the entity manages the risk and the impact of hedge accounting in the financial statements.

Risk	Exposure arising from	Measurement	Management
Credit Risk	Cash and Cash equivalents, trade receivables financial asset measured at amortised cost	Ageing analysis/ Credit rating	Department of public enterprises (DPE guidelines), diversification of bank deposits credit limits and other securities
Liquidity Risk	Borrowings and other liabilities	Periodic cash flows	Availability of committed credit lines and borrowing facilities
Market Risk-foreign exchange	Future commercial transactions, recognised financial assets and liabilities not denominated in INR	Cash flow forecast sensitivity analysis	Regular watch and review by senior management and audit committee.
Market Risk-interest rate	Cash and Cash equivalents, Bank deposits and mutual funds	Cash flow forecast sensitivity analysis	Department of public enterprises (DPE guidelines), Regular watch and review by senior management and audit committee.

The Company risk management is carried out by the board of directors as per DPE guidelines issued by Government of India. The board provides written principles for overall risk management as well as policies covering investment of excess liquidity.



**A. Credit Risk :** Credit risk arises from cash and cash equivalents, investments carried at amortised cost and deposits with banks and financial institutions, as well as including outstanding receivables.

**Credit risk management:**

Receivables arise mainly out of sale of Coal. Sale of Coal is broadly categorized as sale through fuel supply agreements (FSAs) and e-auction. Macro - economic information (such as regulatory changes) is incorporated as part of the fuel supply agreements (FSAs) and e-auction terms

**Fuel Supply Agreements (FSAs)**

As contemplated in and in accordance with the terms of the New Coal Distribution Policy (NCDP), the company enters into legally enforceable FSAs with customers or with State Nominated Agencies that in turn enters into appropriate distribution arrangements with end customers. Our FSAs can be broadly categorized into:

- FSAs with customers in the power utilities sector, including State power utilities, private power utilities ("PPUs") and independent power producers ("IPPs");
- FSAs with customers in non-power industries (including captive power plants ("CPPs")); and
- FSAs with State Nominated Agencies.

**E-Auction Scheme**

The E-Auction scheme of coal has been introduced to provide access to coal for customers who were not able to source their coal requirement through the available institutional mechanisms under the NCDP for various reasons, for example, due to a less than full allocation of their normative requirement under NCDP, seasonality of their coal requirement and limited requirement of coal that does not warrant a long-term linkage. The quantity of coal to be offered under E-Auction is reviewed from time to time by the Ministry of Coal.

**Provision for expected credit loss:** The Company provides for expected credit risk loss for doubtful/ credit impaired assets, by lifetime expected credit losses (Simplified approach).

Expected Credit Losses for trade receivables under simplified approach

**As on 31.03.2018**

(` in Crore)

Ageing	Due for 2 months	Due for 6 months	Due for 1 year	Due for 2 year	Due for 3 year	Due for more than 3 year	Total
Gross carrying amount	4064.04	1473.89	1764.19	1101.81	926.04	1137.57	10467.53
Expected loss rate	6.86%	4.01%	13.98%	16.45%	20.76%	72.10%	16.99%
Expected credit losses (Loss allowance provision)	278.92	59.06	246.71	192.27	820.18	820.17	1778.37

**As on 31.03.2017**

(` in Crore)

Ageing	Due for 2 months	Due for 6 months	Due for 1 year	Due for 2 year	Due for 3 year	Due for more than 3 year	Total
Gross carrying amount	5223.55	3526.88	1979.90	2049.54	561.30	1148.29	14490.26
Expected loss rate	2.47%	3.32%	16.94%	13.89%	34.34%	83.18%	13.90%
Expected credit losses (Loss allowance provision)	128.90	117.23	335.30	284.70	192.74	955.12	2013.99

**Significant estimates and judgments for Impairment of financial assets**

The impairment provisions for financial assets disclosed above are based on assumptions about risk of default and expected loss rates. The Company uses judgment in making these assumptions and selecting the inputs to the impairment calculation, based on the Company's past history, existing market conditions as well as forward looking estimates at the end of each reporting period.

**B. Liquidity Risk**

Prudent liquidity risk management implies maintaining sufficient cash and marketable securities and the availability of funding through an adequate amount of committed credit facilities to meet obligations when due. Due to the dynamic nature of the underlying businesses, Company treasury maintains flexibility in funding by maintaining availability under committed credit lines.

Management monitors forecasts of the Company's liquidity position (comprising the undrawn borrowing facilities) and cash and cash equivalents on the basis of expected cash flows. This is generally carried out at local level in the operating companies of the Company in accordance with practice and limits set by the Company.



# COAL INDIA LIMITED

A MAHARATNA COMPANY

## C. Market risk

### a) Foreign currency risk

The Company is exposed to foreign exchange risk arising from foreign currency transactions. Foreign exchange risk in respect of foreign operation is considered to be insignificant. The Company also imports and risk is managed by regular follow up. Company has a policy which is implemented when foreign currency risk becomes significant.

### b) Cash flow and fair value interest rate risk

The Company's main interest rate risk arises from bank deposits with change in interest rate exposes the Company to cash flow interest rate risk. Company policy is to maintain most of its deposits at fixed rate.

Company manages the risk using guidelines from Department of public enterprises (DPE), diversification of bank deposits credit limits and other securities.

## Capital management

The company being a government entity manages its capital as per the guidelines of Department of investment and public asset management under ministry of finance.

Capital Structure of the company is as follows:

(` in Crore)

	31.03.2018	31.03.2017
Equity Share capital	6207.41	6207.41
Long term debt	1054.40	294.80

## 4. Employee Benefits: Recognition and Measurement (Ind AS-19)

### a) Provident Fund:

Company pays fixed contribution towards Provident Fund and Pension Fund at pre-determined rates to a separate trust named Coal Mines Provident Fund (CMPF). The contribution towards the fund during the year is ` 745.56 Crore (` 2666.44 Crore) has been recognized in the Statement of Profit & Loss (Note 28).

b) The Company operates some defined benefit plans as follows which are valued on actuarial basis:

#### (i) Funded

- o Gratuity
- o Leave Encashment
- o Medical Benefits

#### (ii) Unfunded

- o Life Cover Scheme
- o Settlement Allowance
- o Group Personal Accident Insurance
- o Leave Travel Concession
- o Compensation to dependent on Mine Accident Benefits

Total liability as on 31.03.2018 based on valuation made by the Actuary, details of which are mentioned below is ` 25108.63 Crore.

(` in Crore)

Particulars	Opening Actuarial Liability as on 01.04.2017	Incremental Liability during the period	Closing Actuarial Liability as on 31.03.2018
Gratuity	13,059.50	6,726.51	19786.01
Earned Leave	3,261.93	(333.09)	2,928.84
Half Pay Leave	570.68	(167.52)	403.16
Life Cover Scheme	84.76	(7.53)	77.23
Settlement Allowance Executives	46.19	10.85	57.04
Settlement Allowance Non-executives	150.39	(10.16)	140.23
Group Personal Accident Insurance Scheme	1.19	(0.11)	1.08
Leave Travel Concession	304.31	13.51	317.82
Medical Benefits Executives	1,036.15	85.83	1121.98
Medical Benefits Non-Executives	47.65	51.36	99.01
Compensation to dependents in case of mine accidental death	187.57	(11.34)	176.23
<b>Total</b>	<b>18750.32</b>	<b>6358.31</b>	<b>25108.63</b>



## ACTUARIAL VALUATION OF GRATUITY LIABILITY AS AT 31.03.2018 CERTIFICATES AS PER IND AS 19 (2015)

(₹ in Crore)

Changes in Present Value of defined benefit obligations	As at 31.03.2018	As at 31.03.2017
Present Value of obligation at beginning of the period	13084.56	12876.19
Current Service Cost	819.28	921.26
Interest Cost	954.73	878.22
Plan amendments : vested portion at end of period (past service)	7372.95	-
Actuarial (Gain)/Loss on obligations due to change in financial assumption	(9807.75)	678.39
Actuarial (Gain) / Loss on obligations due to unexpected experience	(185.18)	(672.79)
Benefits Paid	(1403.06)	1621.76
Present Value of obligation at end of the period	19835.53	13059.51

(₹ in Crore)

Changes in Fair Value of Plan Assets	As at 31.03.2018	As at 31.03.2017
Fair Value of Plan Asset at beginning of the period	12900.40	12378.06
Interest Income	991.29	897.40
Employer Contributions	1436.28	1107.65
Benefits Paid	1403.06	1621.76
Return on Plan Assets excluding Interest income	3.33	145.74
Fair Value of Plan Asset as at end of the period	13928.24	12907.09

(₹ in Crore)

Statement showing reconciliation to Balance Sheet	As at 31.03.2018	As at 31.03.2017
Funded Status	(5907.29)	(152.42)
Unrecognized actuarial (gain) / loss at end of the period	-	-
Fund Asset	13928.24	12907.09
Fund Liability	19835.53	13059.51

(₹ in Crore)

Statement showing Plan Assumptions:	As at 31.03.2018	As at 31.03.2017
Discount Rate	7.71%	7.25%
Expected Return on Plan Asset	7.71%	7.25%
Rate of Compensation Increase (Salary Inflation)	Executives-9.00% Non-Executives- 6.25%	Executives-9.00% Non-Executives- 6.50%
Mortality Table	IALM 2006-2008 ULTIMATE	
Superannuation at Age	60	60
Early Retirement and Disablement	0.30% p.a.	1.00% p.a.

(₹ in Crore)

Expense Recognized in Statement of Profit / Loss	As at 31.03.2018	As at 31.03.2017
Current Service Cost	819.28	921.76
Past service cost (vested)	7372.95	-
Net Interest Cost	(36.56)	(19.18)
Benefit Cost (Expense recognised in Statement of Profit/Loss)	8155.67	902.08

(₹ in Crore)

Other Comprehensive Income	As at 31.03.2018	As at 31.03.2017
Actuarial (Gain) / Loss on obligations due to change in financial assumption	(807.75)	678.39
Actuarial (Gain) / Loss on obligations due to unexpected experience	(185.18)	(672.79)
Total Actuarial (Gain) / Loss	(992.93)	5.60
Return on Plan Asset, excluding Interest Income	3.33	145.74
Net (Income)/Expense for the period recognised in Other Comprehensive Income	(996.26)	(140.14)



# COAL INDIA LIMITED

A MAHARATNA COMPANY

Mortality Table	
Age	Mortality (Per Annum)
25	0.000984
30	0.001056
35	0.001282
40	0.001803
45	0.002874
50	0.004946
55	0.007888
60	0.011534
65	0.0170085
70	0.0258545

(` in Crore)

Statement Showing expected return on Plan Asset at end Measurement	As at 31.03.2018	As at 31.03.2017
Current Liability	2004.93	1667.02
Non-Current Liability	10842.48	11392.48
Net Liability	12847.42	13059.50

## ACTUARIAL VALUATION OF LEAVE ENCASHMENT BENEFIT (EL/HPL) AS AT 31.03.2018 CERTIFICATES AS PER IND AS 19 (2015)

(` in Crore)

Changes in Present Value of defined benefit obligations	As at 31.03.2018	As at 31.03.2017
Present Value of obligation at beginning of the period	3852.50	3107.82
Current Service Cost	365.90	598.84
Interest Cost	267.55	204.39
Actuarial (Gain) / Loss on obligations due to change in financial assumption	(164.02)	481.33
Actuarial (Gain) / Loss on obligations due to unexpected experience	(207.44)	48.89
Benefits Paid	(764.64)	608.65
Present Value of obligation at end of the period	3349.85	3832.62

(` in Crore)

Changes in Fair Value of Plan Assets	As at 31.03.2018	As at 31.03.2017
Fair Value of Plan Asset at beginning of the period	1879.82	70.00
Interest Income	144.93	69.90
Employer Contributions	819.09	2338.86
Benefits Paid	(754.50)	598.32
Return on Plan Assets excluding Interest income	3.44	(0.62)
Fair Value of Plan Asset as at end of the period	2092.79	1879.82

(` in Crore)

Statement showing reconciliation to Balance Sheet	As at 31.03.2018	As at 31.03.2017
Funded Status	(1257.07)	(1952.80)
Fund Asset	40.42	1879.82
Fund Liability	55.04	3832.62



(₹ in Crore)

Statement showing Plan Assumptions:	As at 31.03.2018	As at 31.03.2017
Discount Rate	7.71%	7.25%
Expected Return on Plan Asset	7.71%	7.25%
Rate of Compensation Increase (Salary Inflation)	9.00% for Executives and 6.25% for Non-Executives	9.00% for Executives and 6.50% for Non-Executives
Mortality Table	IALM 2006-2008 ULTIMATE	
Superannuation at Age	60	60
Early Retirement and Disablement	0.30% p.a.	1.00% p.a.
Voluntary Retirement	Ignored	Ignored

(₹ in Crore)

Expense Recognized in Statement of Profit / Loss	As at 31.03.2018	As at 31.03.2017
Current Service Cost	365.90	481.41
Net Interest Cost	122.62	216.99
Net Actuarial Gain / Loss	(421.86)	(8.32)
Benefit Cost (Expense recognised in Statement of Profit/Loss)	66.67	690.08

(₹ in Crore)

Statement Showing expected return on Plan Asset at end Measurement	As at 31.03.2018	As at 31.03.2017
Current liability	355.21	347.89
Non-Current Liability	2976.79	3666.42
Net Liability	3332.00	4014.31

Mortality Table	
Age	Mortality (Per Annum)
25	0.000984
30	0.001056
35	0.001282
40	0.001803
45	0.002874
50	0.004946
55	0.007888
60	0.011534
65	0.0170085
70	0.0258545

#### 4 A. Unrecognized items

##### a) Contingent Liabilities

##### i. Claims against the company not acknowledged as debt

(₹ in Crore)

	Central Govt.	State Govt. and Local authorities	Central Public Sector Enterprises	Others	Total
Opening as on 01.04.2017	16537.16	10,471.81	386.24	4885.34	32280.55
Addition during the year	9606.45	42009.53	0.72	401.83	52018.53
Claim settled during the year:					
a. From Opening Balance	5038.34	215.97	327.17	734.52	6316.01
b. Out of addition during the year	0.02	-	-	5.94	5.96
Closing as on 31.03.2018	21105.25	52265.37	59.78	4546.71	7977.11



# COAL INDIA LIMITED

A MAHARATNA COMPANY

## ECL

Government of Jharkhand has raised a demand under Mines and Minerals (Development and Regulation) Act, 1957 as a penalty for illegally or unlawfully mined mineral of 2,178.14 crore. State of Jharkhand and District Mining Officer, Dhanbad had issued 11 Demand notices to Rajmahal area, S.P Mines and Mugma area claiming the penalty mentioned above. CGM (GM I/C), Rajmahal, SP Mine, Mugma Area of ECL have filed 11 Revision Application challenging the Demand notices issued by the State of Jharkhand regarding alleged violation before the Revisional Authority, Ministry of Coal, Government of India.

The above Revision Applications are admitted by MOC by staying the execution of the 11 notices as mentioned above in the exercise of power under rule 55(v) of Mineral Concession Rules 1960 read with section 30 of MMDR Act. MOC had also directed that no coercive action will be taken against the applicants by the respondents pursuant to the impugned Demand notices. Government of Jharkhand was directed to file a reply to the revision applications within the prescribed time of 3 months from the date of service of copy revision applications. The reply to the Revision Applications by the Government of Jharkhand has not yet been forwarded to the applicant i.e. Rajmahal Area, ECL for filing Rejoinders. In view of above Rajmahal, S. P. Mines and Mugma area of ECL have made a prima facie case and the balance of convenience is in their favour subject to decision of revision petition.

## BCCL

Demand notices amounting to ` 17344.46 crore have been issued in respect of 47 Projects/Mines/Collieries of the Company by State Government in pursuance of the judgment dated 02.08.2017 of Hon'ble Supreme Court of India vide W.P. (C) No. 114 of 2014 in Common Cause vs. Union of India & Ors. It has been alleged that Coal Production have been undertaken either without Environmental Clearance, Forest Clearance, Consent to operate and/or NOC/Consent to Establish or beyond the approved limits of production given under such clearances. The execution of the above demand notices is stayed in exercise of the power under rule 55(5) of Mineral Concession Rules, 1960 read with Sec 30 of the MMDR Act, till further order. Accordingly, the above amount has been shown as Contingent Liability.

## CCL

Following the judgment of the Hon'ble Supreme Court of India in the case of Common Cause vs. UOI and Others (W.P. (C) No. 114 of 2014), certain District Mining Officers of Jharkhand, issued demand notices in 41 projects, alleging the production in these projects exceeding the available Environmental Clearances limits.

The Company has duly filed revision petition against the above demands, before the Hon'ble Coal Tribunal, Ministry of Coal, Govt. of India, the adjudicating authority under the MMDR, Act. The Revisional Authority Ministry of Coal Govt. of India in their interim order dated 16.01.2018 has admitted the revision application and stayed the execution of the demand order (of ` 13389.38 Crores) till further order.

## MCL

Following the judgment of the Hon'ble Supreme Court of India in the case of Common Cause vs. UOI and Others (W.P. (C) No. 114 of 2014), certain District Mining Officers of Odisha, issued demand notices in 17 projects, alleging the production in these projects exceeding the available Environmental Clearances limits.

The Group has duly filed revision petition against the above demands, before the Hon'ble Coal Tribunal, Ministry of Coal, Govt. of India, the adjudicating authority under the MMDR, Act. The Revisional Authority Ministry of Coal Govt. of India in their interim order dated 11.04.2018 has admitted the revision application and stayed the execution of the demand order of ` 8297.77 Crores till further order.

## II. Guarantee

As on 31.03.2018 Bank guarantee issued is ` 401.13 Crore (` 95.68 Crore).

## III. Letter of Credit

As on 31.03.2018 outstanding letters of credit is ` 118.14 Crore (` 1203.22 Crore).

## b) Commitments

Estimated amount of contracts remaining to be executed on capital account and not provided for: ` 5507.87 Crore (` 5656.77 Crore).

Other Commitments: ` 35383.60 Crore (` 37640.08 Crore).

## 5. Group Information

Name	Principal activities	Country of Incorporation	% Equity Interest	
			31st March, 2018	31st March, 2017
Eastern Coalfields Limited	Coal mining	India	100	100
Bharat Coking Coal Limited	Coal mining	India	100	100
Central Coalfields Limited	Coal mining	India	100	100
Northern Coalfields Limited	Coal mining	India	100	100
Western Coalfields Limited	Coal mining	India	100	100
South Eastern Coalfields Limited	Coal mining	India	100	100
Mahanadi Coalfields Limited	Coal mining	India	100	100
CMPDI Limited	Consultancy support in Coal and Mineral exploration	India	100	100

## 6. Other Information

### a) Segment Reporting

The Company is primarily engaged in a single segment business of production and sale of Coal. The income from interest and other income is less than 10% of the total revenue; hence no separate segment is recognized for the same.



## b) Authorised Share Capital

(` in Crore)

	As on 31.03.2018	As on 31.03.2017
8,00,00,00,000 Equity Shares of ` 10/- each	8,000.00	8,000.00
90,41,800 Non-Cumulative 10% Redeemable Preference Shares of ` 1000/- each	904.18	904.18

## c) Earnings per share

SI. No.	Particulars	For the year ended 31.03.2018	For the year ended 31.03.2017
i)	Net profit after tax attributable to Equity Share Holders	` 7091.20 Crore	` 9280.58 Crore
ii)	Weighted Average no. of Equity Shares Outstanding	6207409177	6270095744
iii)	Basic and Diluted Earnings per Share in Rupees (Face value Rs.10/- per share)	` 11.31	` 14.80

## d) Related Party Disclosures

## Remuneration of Key Managerial Personnel

(` in Crore)

SI. No.	Payment to CMD, Whole Time Directors and Company Secretary	For the period ended 31.03.2018	For the year ended 31.03.2017
i)	<b>Short Term Employee Benefits</b>		
	Gross Salary	13.90	15.39
	Medical Benefits	0.18	0.28
	Perquisites and other benefits	3.25	5.42
ii)	<b>Post-Employment Benefits</b>		
	Contribution to P.F. & other fund	1.25	1.42
iii)	<b>Termination Benefits</b>	11.10	7.39
	<b>TOTAL</b>	<b>29.68</b>	<b>29.90</b>

Note:

- (i) Besides above, whole time Directors have been allowed to use of cars for private journey upto a ceiling of 1000 KMs on payment of ` 2000 per month as per service conditions.

## Payment to Independent Directors

(` in Crore)

SI. No.	Payment to Independent Directors	For the period ended 31.03.2018	For the year ended 31.03.2017
i)	Sitting Fees	1.97	1.57

## Balances Outstanding with Key Managerial Personnel as on 31.03.2018

SI. No.	Particulars	As on 31.03.2018	As on 31.03.2017
i)	Amount Payable	Nil	0.24
ii)	Amount Receivable	Nil	Nil

- e) i) Deferred tax Asset and Liability are being offset as they relate to taxes on income levied by the same governing taxation laws.  
ii) Deferred tax Asset/ Liability as at 31<sup>st</sup> March, 2018 is given below:

(` in Crore)

		31.03.2018	31.03.2017
A.	<b>Deferred Tax Assets:</b>		
	Provision for Doubtful Advances, Claims & Debts	<b>1,280.92</b>	<b>1,436.81</b>
	Employee Benefits	2,916.21	1,335.04
	Others	2,031.15	642.51
	Disallowance under I. Tax Act & other statute	57.12	53.82
	<b>TOTAL OF (A)</b>	<b>6,285.40</b>	<b>3,468.18</b>



# COAL INDIA LIMITED

A MAHARATNA COMPANY

<b>B. Deferred Tax Liability:</b>		
Related to Fixed Assets	632.36	396.55
Others	297.99	338.87
<b>TOTAL OF (B)</b>	<b>930.35</b>	<b>735.42</b>
<b>Net Deferred Tax Asset/ (Deferred Tax Liability) (A-B)</b>	<b>5,355.05</b>	<b>2,732.76</b>

- f) 1. During the financial year 2013-14, a case of misappropriation of Company's fund (in CIL-Standalone) for personal gain came to the notice of the management. The matter has been investigated by different agencies and appropriate action for recovery is underway. As per the estimate of the internal audit department of Coal India Limited, the amount involved is ₹ 1.17 Crore approximately.
2. In some of the subsidiaries some cases of misappropriation of company's funds for personal gain/excess payment/theft had been noticed by the management during the year and earlier years involving ₹ 4.96 Crore which are under investigation by different agencies.
3. Fraudulent payment to the tune of ₹ 0.80 Crore to some contractors has been detected in Central Coalfields Limited (CCL) which is under investigation by Vigilance department. The said amount of ₹ 0.80 Crore has been shown as Other Receivables (Note- 9) and corresponding provision has also been created.

#### g) Fund under Master Plan

Bharat Coking Coal Limited (BCCL) receives fund from Coal India Limited against Master Plan for dealing with fire and rehabilitation of persons dwelling in coal bearing / fire affected area of BCCL leasehold. BCCL is the implementing agency for fire projects and rehabilitation of persons dwelling in BCCL houses. Jharia Rehabilitation & Development Authority (JRDA) is the implementing agency for rehabilitation of persons dwelling in non-BCCL houses, for which BCCL acts as a nodal agency. Funds received as nodal agency is advanced to JRDA and such Advance (shown under Other Advance in Note-11) as well as the relevant Fund, both are adjusted on the basis of utilization statement submitted by JRDA. As on 31.03.2018 there is an advance of ₹ 124.46 Crore (₹ 237.13 Crore) to JRDA awaiting utilisation certificate.

Position of Unutilized Fund under Master Plan as on 31.03.2018 is shown hereunder: (₹ in Crores)

Particulars	For the period ended 31st March, 2018	For the year ended 31st March, 2017
Opening balance of unutilized fund at the beginning of the year	324.23	223.80
Fund received during the period	25.60	270.39
Utilisation/adjustment during the period	176.73	169.96
Closing balance of unutilized fund as on 31.03.2018	173.10	324.23

#### h) Leases

- i) South Eastern Coalfields Limited in terms of License Agreement dated 19th day of March 2001 executed with M/s Apollo Hospital Enterprises Ltd., Chennai has granted the latter a right to occupy and use the fully constructed main hospital building measuring 2,97,099.74 Sq.ft. (27611.50 Sqm) and the residential quarters measuring 55,333 Sq.ft. (5142.47 Sqm) together with superstructures on the land such as substation building, sewerage treatment plant and pump house. The license agreement provides for a lease period of 30 years from the effective date of the commencement of the lease i.e. November 2001.

The lease rental payable by the Apollo Hospital is accounted for as per the agreement. As per the agreement, the lease rental receivable from Apollo Hospital on the Balance Sheet date, for main hospital building is ₹ 4/- per Sq.ft. per month (₹ 4/- per Sq.ft. per month) ₹ 1.43 Crore or 1/3rd of net profit arrived from the operation of this division of the hospital of the licensee, whichever is more and for residential quarters the rate is ₹ 2/- per Sq.ft. per month (₹ 2/- per Sq.ft. per month) ₹ 0.13 Crore. The lease rental by Apollo Hospital for the period ended on Balance Sheet date accounted for is ₹ 1.56 Crore (₹ 1.56 Crore) towards minimum rental.

The cost of the gross assets leased to Apollo Hospital Enterprises Ltd. furnished under the schedule of Fixed Assets is ₹ 31.32 Crore (₹ 31.32 Crore) accumulated depreciation as on Balance Sheet date is ₹ 10.28 Crore (₹ 9.74 Crore), the depreciation recognized in the Statement of Profit & Loss for the period ended is ₹ 0.54 Crore (₹ 0.54 Crore).

The future minimum lease receivable in the aggregate as on 31.03.2018 is ₹ 20.25 Crore (₹ 21.81 Crore) for each of the following periods is as under

(₹ in Crore)

	As at 31.03.2018	As at 31.03.2017
i Not later than one year	1.56	1.56
ii Later than one year and not later than five years	6.23	6.23
iii Later than five years and till the period of lease	12.46	14.02



- ii) SECL has granted a right to use the fully constructed Railway Siding Junadih No. 3 and 4 to M/s Aryan Coal Beneficiations Pvt. Ltd., New Delhi and Railway Siding Junadih No. 5 to M/s Gujarat State Electricity Board, Vadodra, Gujarat for a period of 20 years. Lease Rent ` 4.33 Crore (` 1.92 Crore) received / receivable for the period ended 31.03.2018.

Leased out Assets to M/s Aryan Coal Beneficiations Pvt. Ltd. and M/s Gujarat State Electricity Board valued ` 8.02 Crore (` 8.02 Crore) and accumulated depreciation as on Balance Sheet date is ` 7.58 Crore (` 6.95 Crore), the depreciation recognized in the Statement of Profit & Loss for the period is ` 0.01 Crore (` 0.06 Crore).

The company has also granted a right to use the fully constructed railway siding line no. 2 to M/s Spectrum Coal and Power Limited (Formerly known as STCLI Coal Washery Limited) for an applied lease period of 30 years. Lease Rent ` 1.72 Crore (` 0.86 Crore) received/ receivable for the period ended 31.03.2018.

Leased out Assets to M/s Spectrum Coal and Power Limited costing ` 15.74 Crore and accumulated depreciation as on Balance Sheet date is ` 11.82 Crore (` 10.71 Crore).

The future minimum lease receivable in the aggregate as on 31.03.2018 is ` 125.43 Crore (` 63.84 Crore) for each of the following periods are as under:0

(` in Crore)

		As at 31.03.2018					As at 31.03.2017
		Junadih Siding No. 3	Junadih Siding No. 4	Junadih Siding No. 5	Line No. 2	Total	Total
(I)	Not later than one year	1.65	1.67	1.01	1.89	6.22	5.29
(II)	Later than one year and not later than five years	8.24	0.66	5.07	9.66	23.63	22.86
(III)	Later than five years and till the period of lease	3.53	-	1.56	90.50	95.59	35.69

- iii) SECL in terms of Lease Agreements executed with M/s Spectrum Coal and Power Limited (Formerly known as STCLI Coal Washery Limited) has granted the later a right to use the land for construction of washery and siding facilities at Dipka Project on lease for a period of 30 years with effect from 01.11.1996. Lease Rent ` 2.65 Crore (` 1.05 Crore) received during the period ended 31.03.2018.

Leased out Assets to M/s Spectrum Coal and Power Limited (Formerly known as STCLI Coal Washer Limited) valued ` 0.83 Crore (` 0.83 Crore) for Land and accumulated depreciation as on Balance Sheet date is ` 0.40 Crore (` 0.39 Crore).

The future minimum lease rental receivable in the aggregate at the end of the period is ` 36.18 Crore (` 22.90 Crore) for each of the following period is as under:

(` in Crore)

		As at 31.03.2018	As at 31.03.2017
(i)	Not later than one year	2.92	2.41
(ii)	Later than one year and not later than five years	14.88	9.64
(iii)	Later than five years and till the period of lease	18.38	10.85

- iv) CCL in terms of lease agreement with Imperial Fastners Pvt. Limited, has granted a right to occupy and use the assets of the Company. The cost of gross carrying amount at the beginning of the period is ` 80.19 Crore. The accumulated depreciation as at the end of the period is ` 77.69 Crore. Depreciation for the period is Nil.

The future minimum lease payment receivable in the aggregate during the period of lease is ` 32.16 Crore. The details of future lease payment receivables are as under:

(` in Crore)

		As at 31.03.2018	As at 31.03.2017
(i)	Not later than one year	3.84	3.84
(ii)	Later than one year and not later than five years	15.36	15.36
(iii)	Later than five years and till the period of lease	12.96	16.80

- v) CCL in terms of lease agreement with Punjab State Electricity Board, has granted a right to use 15.50 acres of land. The cost of gross carrying amount at the beginning of the period is ` 7.90 Crore. The accumulated depreciation as at the end of the period is ` 7.90 Crore. Depreciation for the Period is NIL. The future minimum lease payment receivable in aggregate during the period of lease is ` 3.06 Crore. The details of future lease payments receivable are as under: -

(` in Crore)

		As at 31.03.2018	As at 31.03.2017
(i)	Not later than one year	0.17	0.17
(ii)	Later than one year and not later than five years	0.68	0.68
(iii)	Later than five years and till the period of lease	2.21	2.38



# COAL INDIA LIMITED

A MAHARATNA COMPANY

- vi) In terms of lease agreement with EIPL, the company has granted a right to occupy and use the assets of the company. The cost of gross carrying amount at the beginning of the period is ₹ 4968. The accumulated depreciation as at the end of the period is ₹ 4968. Depreciation for the Period is NIL. The future minimum lease payment receivable in aggregate during the period of lease is ₹ 1.44 Lakhs. The details of future lease payments receivable are as under: -

(₹ in Lakh)

	As at 31.03.2018	As at 31.03.2017
(i) Not later than one year	0.12	0.12
(ii) Later than one year and not later than five years	0.48	0.48
(iii) Later than five years and till the period of lease	0.84	0.96

- vii) Bharat Coking Coal limited (BCCL) has leased out 2<sup>nd</sup> line of Damagoria Railway Siding to Maithon Power Limited (MPL) for the extended period from 01.04.2017 to 31.03.2018 at a lease rent of ₹ 2.21 Crore. Leased out Assets costing ₹ 0.11 Crore and accumulated depreciation as on Balance Sheet date is ₹ 0.10 Crore.

viii) **Captive Power Plant of Western Jharia Area**

In BCCL, as per lease agreement dated 18<sup>th</sup> march 2010 lease rent @ ₹ 6.60 Crore per annum (inclusive of Taxes) was receivable from the lessee M/s OSD Coke (Consortium) Pvt. Ltd. towards lease of Captive power plant of Western Jharia area. The lease was valid for 20 years. The lessee has filed a writ petition in the Jharkhand high Court on disputes over tariff valuation etc. and has stopped operating the power plant as well as payment of lease rent. The Plant has been handed over to BCCL from 16<sup>th</sup> Dec'2015 as per decision of Arbitrator appointed by Jharkhand High Court. In view of the above, the outstanding lease rent amounting to ₹ 6.60 Crore for the year 2014-15 and ₹ 4.67 Crore for the year 2015-16 (upto 15<sup>th</sup> Dec'2015) has not been accounted for.

i) **Goods procured by Coal India Ltd. on behalf of Subsidiaries**

As per existing practice, goods purchased by Coal India Ltd. on behalf of subsidiary companies are accounted for in the books of respective subsidiaries directly.

j) **Insurance and escalation claims**

Insurance and escalation claims are accounted for on the basis of admission/final settlement.

k) **Provisions made in the Accounts**

Provisions made in the accounts against slow moving/non-moving/obsolete stores, claims receivable, advances, doubtful debts etc. are considered adequate to cover possible losses.

l) **Current Assets, Loans and Advances etc.**

In the opinion of the Management, assets other than fixed assets and non-current investments have a value on realisation in the ordinary course of business at least equal to the amount at which they are stated.

m) **Current Liabilities**

Estimated liability has been provided where actual liability could not be measured.

n) **Balance Confirmations**

Balance confirmation/reconciliation is carried out for cash & bank balances, certain loans & advances, long term liabilities and current liabilities. Provision is taken against all doubtful unconfirmed balances.

o) **Value of imports on CIF basis**

(₹ in Crore)

Particulars	For the period ended 31.03.2018	For the year ended 31.03.2017
(i) Raw Material	NIL	NIL
(ii) Capital Goods	456.22	579.15
(iii) Stores, Spares & Components	84.87	104.55

p) **Expenditure incurred in Foreign Currency**

(₹ in Crore)

Particulars	For the period ended 31.03.2018	For the year ended 31.03.2017
Travelling Expenses	1.43	2.00
Training Expenses	0.22	9.36
Consultancy Charges	0.00	0.00
Interest	0.07	0.09
Others	8.99	21.56



- q) Earning in Foreign Exchange: Nil  
r) Total Consumption of Stores and Spares

(` in Crore)

Particulars	For the period ended 31.03.2018		For the year ended 31.03.2017	
	Amount	% of total consumption	Amount	% of total consumption
(i) Imported Materials	103.03	1.51%	129.38	1.86%
(ii) Indigenous	6726.38	98.49%	6839.41	98.14%

- s) Possession of Parbatpur (Central) Coal Mine

Allocation of Parbatpur (Central) Coal Mine (Bokaro) in 2006 by Government of India (GOI) to Electro steel Casting Limited stood de-allocated w.e.f. 31.03.2015 and thereafter Govt. of India (GOI) assigned the said mine to the designated Custodian i.e. 'Chairman, CIL' in terms of the provisions of the Coal Mines (Special Provisions) Second Ordinance, 2014 (DO No. 13016/36/2015-CA-III dated 31.03.2015 issued by the Joint Secretary MOC). Chairman CIL, in turn, authorized 'CMD, BCCL' to act on his behalf (CIL/CH/ CUSTODIAN/27/1608 dated 31.03.2015). Accordingly, Parbatpur (Central) Coal Mine was placed under the administrative control of Eastern Jharia Area (Dhanbad) of the Company (Office Order No. the Company: CS: F- 17(A):138 dated 03/04/2015 issued by Company Secretary the Company). Now, vide Office Memorandum No.13016/77/2015-CA-III dated 06.10.2015 of GOI, MOC, Parbatpur (Central) Coal Mine has been allotted to M/s SAIL and the Designated Custodian i.e. Chairman, CIL has been advised to hand over possession of the mine to SAIL. Accordingly, it has been handed over to SAIL as confirmed by GM, Eastern Jharia Area vide his Letter No. BCCL/GM/EJA/2016/1429 dated 28.07.2016 enclosing there with charge hand-over and take-over report. Further, the Company has spent ` 5.08 Crore upto 28.07.2016 (Power bill ` 4.04 Crore, Repair & Maintenance and others ` 1.04 Crore) on maintaining the possession of the mine as custodian which has been booked as 'Receivable' in the Accounts. The amount is recoverable from SAIL.

- t) Significant accounting policy

Significant accounting policy (Note-2) has been drafted to elucidate the accounting policies adopted by the Company in accordance with Indian Accounting Standards (Ind ASs) notified by Ministry of Corporate Affairs (MCA) under the Companies (Indian Accounting Standards) Rules, 2015.

- u) The reconciliation between Total Comprehensive Income (TCI) attributable to owners of the company for the quarter ended 31.03.2017 and year ended 31.03.2017, and other equity (Reserves excluding Revaluation Reserve) as at 31.03.2017 reported earlier and now restated, as per Ind AS 8, is as under:

(` in Crore)

	For the Quarter Ended March, 2017	For the Year 2016-17
<b>Total Comprehensive income attributable to Owners of the company - reported earlier</b>	<b>3163.88</b>	<b>9348.23</b>
Adjustment for Prior period items:		
Other income (Increase)	(0.27)	1.02
Cost of Material Consumed (Increase)	-	(5.12)
Employee Benefit expenses (Decrease)	-	3.03
Repairs (Decrease)	(0.01)	1.73
Contractual Expenses (Increase)	(1.39)	(0.13)
Finance Cost (Decrease)	(0.82)	1.20
Depreciation/Amortisation/Impairment expenses (Decrease)	3.97	4.67
Provisions (Decrease)	-	8.37
Other Expenses (Increase)	1.23	(2.15)
Tax Expense (Decrease)	-	1.17
<b>Net Increase in Total Comprehensive income</b>	<b>2.71</b>	<b>13.79</b>
<b>Total Comprehensive income attributable to Owners of the company - now restated</b>	<b>3166.59</b>	<b>9362.02</b>
<b>EPS (Basic &amp; diluted) now restated</b>	<b>4.38</b>	<b>14.80</b>
<b>EPS (Basic &amp; diluted) reported earlier</b>	<b>4.38</b>	<b>14.78</b>



# COAL INDIA LIMITED

A MAHARATNA COMPANY

v) Reconciliation of Other Equity (Reserves excluding Revaluation Reserve) as at 31.03.2017:-

(` in Crore)

Particulars	As at 31.03.2017
<b>Other Equity (Reserves excluding Revaluation Reserve) as at 31.03.2017 reported earlier (Audited)</b>	<b>18319.37</b>
Adjustment for prior period items:	
Decrease in retained earnings as on 01.04.2016 for incomes/expenses relating to periods prior to FY 2016-17	(22.48)
Increase in the profits for FY 2016-17 for incomes/expenses relating to FY 2016-17 (Refer above table)	13.79
<b>Other Equity (Reserves excluding Revaluation Reserve) as at 31.03.2017 now restated</b>	<b>18310.68</b>

w) Others

- Previous period's figures have been restated, regrouped and rearranged wherever considered necessary.
- Previous period's figures in Note No. 3 to 38 are in brackets.
- Note – 1 and 2 represents Corporate information and Significant Accounting Policies respectively, Note 3 to 23 form part of the Balance Sheet as at 31st March, 2018 and 24 to 37 form part of Statement of Profit & Loss for the period ended on that date. Note – 38 represents Additional Notes to the Financial Statements.

Signature to Note 1 to 38.

As per our report annexed  
For Chaturvedi & Co.  
Chartered Accountants  
FR No. 302137E

(CA S.C. Chaturvedi)  
Partner  
Membership No. 012705

Dated: 29<sup>th</sup> May, 2018  
Place: Kolkata

On behalf of the Board

(A. K. Jha)  
Chairman-Cum-Managing  
Director & CEO  
DIN-06645361

(CA C.K. Dey)  
Director (Finance)  
& CFO  
DIN-03204505

(CA S. Dutta)  
General Manager  
(Finance)

(CS M. Viswanathan)  
Company Secretary



## COAL INDIA LIMITED

A Maharatna Company

Coal Bhawan, Premise No-04 MAR,

Plot No-AF-III, Action Area-1A

New Town, Rajarhat, Kolkata-700 156




Printed at :  
Saraswati Press Ltd,  
(Govt. of West Bengal Enterprise)  
Kolkata - 700 056



# SUSTAINABILITY REPORT 2017-18

## Integrating Sustainable Mining Practices in Coal Mines

### -The CIL Initiatives



**Vision**

*To emerge as a global player in the primary energy sector committed to provide energy security to the country by attaining environmentally & socially sustainable growth through best practices from mine to market.*

**Mission**

*To produce and market the planned quantity of coal and coal products efficiently and economically in an eco-friendly manner with due regard to safety, conservation and quality.*

**Values**

*Our core values include equality, justice, transparency and accountability. These are practiced in all spheres of our business activities. As CIL put emphasis on dual development, the values are monitored for the entire workforce by five Central Trade Unions. Wherever the values are not being followed, the issue is discussed with the management to reach a mutually agreed upon solution. These solutions often have necessary corrective measures that are taken if required.*



## Abbreviations

AA	Accountability		LOA	Letter of Assurances
AMRUT	Atal Mission for Rejuvenation and Urban Transformation		LTC	Low Temperature Carbonization
APS	Accountability Principles Standard		LTIFR	Lost Time Injury Frequency Rate
ASCI	Administrative Staff College of India		MCP	Mine Closure Plan
ASSOCHAM	The Associated Chambers of Commerce of India		MDTP	Mine Discharge Treatment Plant
BT	Billion Tonnes		MM	Mining and Metals
CAAQMS	Continuous Ambient Air Quality Monitoring Station		mm	Millimeter
CAGR	Compound Annual Growth Rate		MoC	Ministry of Coal
CCO	Coal Controller Organization		MoEF&CC	Ministry of Environment, Forest and Climate Change
CHPs	Coal Handling Plants		MoL&E	Ministry of Labour and Employment
CISPA	Coal India Sports Promotion Association		MoU	Memorandum of Understanding
CMPDI	Central Mine Planning and Design Institute		MRS	Mine Rescue Station
CPSE	Central Public Sector Enterprises		Mt	Million Tonnes
CSR	Corporate Social Responsibility		MU	Million Units
CVC	Central Vigilance Commission		MTY	Million Tonnes per Year
CVO	Chief Vigilance Officer		MVTR	Mine Vocational Training Rules
DDUGJY	Deen Dayal Upadhyaya Gram Jyoti Yojana		MWP	Mega Watt Peak
Desg	Designation		NEERI	National Environmental Engineering Research Institute
DETP	Domestic Effluent Treatment Plant		NGO	Non-Governmental Organization
DGMS	Directorate-General of Mines Safety		OB	Overburden
DIN	Director Identification Number		OHS	Occupational Health and Safety
DOJ	Date of Joining		OHSAS	Occupational Health and Safety Management System
EBITDA	Earnings Before Interest, Tax, Depreciation and Amortization		PAN	Permanent Account Number
EC	Environmental Clearance		R&D	Research and Development
EESL	Energy Efficiency Services Limited		R&R	Rehabilitation and Resettlement
EIA	Environmental Impact Assessment		RPL	Recognition of Prior Learning
EMP	Environmental Management Plan		RR	Rescue Room
ETF	Exchange-Traded Fund		Rs	Rupees
FICCI	Federation of Indian Chambers of Commerce & Industry		Saubhagya	Sahaj Bijli Har Ghar Yojana
FRI	Forest Research Institute		SCP	Special Corporate plan
FSA	Fuel Supply Agreement		SDG	Sustainable Development Goal
GoI	Government of India		SDP	Sustainable Development Policy
GRI	Global Reporting Initiative		SEBI	Securities and Exchange Board of India
Ha	Hectare		SECI	Solar Energy Corporation of India
HQ	Head Quarter		SMP	Safety Management plan
HURL	Hindustan Urvarak & Rasayan Limited		SPCB	State Pollution Control Board
IICM	Indian Institute of Coal Management		Te	tonne
ISO	International Organization for Standardization		TFL	Talcher Fertilizers Limited
KVAR	Kilo Volt Ampere Reactive		TSP	Tribal Sub plan
kWh	Kilo Watt Hour		UDAY	Ujwal DISCOM Assurance Yojana
kWP	Kilo Watt Peak		UN	United Nations
LCOE	Levelized Cost of Electricity		WIPS	Women in Public Sector
LED	Light Emitting Diode			

## **About this Report**

The sustainability agenda of CIL is reviewed every year and performance of the company disclosed through the Sustainability Report. This is the seventh consecutive Sustainability Report by Coal India Limited for the financial year 2017-18. The economic performance covers CIL and its eight subsidiary companies in India & one Subsidiary (CIAL) in foreign country. Subsidiary companies are bringing out their individual sustainability report disclosing detailed non-financial performance.

## **Standard of Report**

The report is aligned with the Global Reporting Initiative (GRI) Sustainability Reporting Standards 'in accordance' with Comprehensive Option while the previous year's report published in 2016-17 was as per GRI G4 Guidelines which has now been superseded.

## **The content of the Report**

The main objective of the report is to acquaint our stakeholders about materiality issues, sustainability management, targets and achievements of CIL and steps taken to address the concerns raised by our stakeholders. Materiality identified topics have been assessed against an internally developed scoring scheme. The scoring structures the plotting of materiality topics against two dimensions: "Relevance to Coal India Ltd" and "Relevance to Stakeholders". The assessment includes impacts across the triple bottom line of sustainability – Economic, Environmental and Social aspects across the CIL's business lifecycle.

As mandated by SEBI, Reg.-34(2)(f) regarding Listing Obligation and Disclosure Requirements(LODR), 2015, under top 500 listed companies, in terms of market capitalization CIL upheld and mapped the Environmental, Social and Governance perspective with the principles and framework of Business Responsibility Report (BRR). The same would be considered sufficient compliance with GRI Report also. The GRI index on page no. 80 - 88 includes disclosures. The general and specific indicators of GRI standards and their location mapped with BRR are also included in this report.

## **Scope and Boundary of the Report**

The scope of this year's sustainability report covers CIL and its eight fully owned subsidiaries in India.

- Eastern Coalfields Limited (ECL)
- Bharat Coking Coal Limited (BCCL)
- Central Coalfields Limited(CCL)
- Western Coalfields Limited (WCL)
- South Eastern Coalfields Limited (SECL)
- Northern Coalfields Limited (NCL)
- Mahanadi Coalfields Limited (MCL)
- Central Mine Planning & Design Institute Limited (CMPDIL)

In addition, CIL has a foreign subsidiary in Mozambique, Coal India Africana Limitada (CIAL). The mines in Assam i.e. North Eastern Coalfields is managed directly by CIL. Mahanadi Coalfields Limited, a subsidiary of Coal India Ltd is having five Subsidiaries i.e. MJSJ Coal Limited with MCL share (60%), MNH Shakti Ltd with MCL share (70%), Mahanadi Basin Power Limited with MCL share (100%), Mahanadi Coal Railway Limited with MCL share (64%) and Neelanchal Power

Transmission Company Limited, a joint venture company with MCL share (50%). SECL has two subsidiaries i.e. Chhattisgarh East Railway Limited with SECL share (67.23%) and Chhattisgarh East-West railway Limited with SECL share (64.06%). Jharkhand Central Railway Limited is a Joint Venture Company among Central Coalfields Limited, M/s IRCON International Limited and Govt. of Jharkhand in which CCL holds 64% shares. CIL has also two Joint Venture Companies named HURL & TFL with 33.33% and 33.32% share respectively.

The reported data has been reviewed for completeness and accuracy at the operational level. We have represented the quantitative data in the metric system and the currency has been reported in Indian National Rupees. There are three specific restatements of the previous reported information. All the relevant aspects from Indicator Protocol, Sector Supplements and Technical Protocol have been incorporated. The report adheres to the reporting principles of GRI Standard Reporting addressing the principles of Accountability as per AA1000 APS-2008 namely, materiality, stakeholder inclusiveness, sustainability context, comparability, accuracy, balance, completeness, timeliness, clarity and reliability.

Financial performance of the organization is reported on the basis of guidelines provided in the Company's Law. Quality, environment, health, safety and CSR audits are conducted regularly by a third party in line with International Standards ISO 9001, ISO 14001, OSHAS 18001 and CSR guidelines of GoI. Financial Systems have successfully undergone the statutory audits and internal audits. Norms and procedures prescribed for the workplace safety by the Ministry of Labour & Welfare (Factories Act), the Ministry of Environment, Forests and Climate Change and Directorate General of Mines Safety are followed.

#### **Our Commitment to SDG**

CIL is committed to achieving sustainable development and incorporates the United Nations' Sustainable Development Goals in its corporate structure as a responsible Corporate entity and a Government undertaking. The aim is to align the business goals and sustainability policy of the Company with National and Global Priorities.

#### ***Independent Assurance***

*To enhance the credibility of the report, it has been independently assured by M/S SR ASIA in accordance with AA1000AS (Core Criteria) for the validation of reported contents. The Independent Assurance statement is attached at the end of the report.*

*CIL believes in continual improvement of the Sustainability Reporting process and would value your suggestions and feedback on the report. You may send/email your feedback, comments or suggestions or for any further details to:*

Shri T K Mukherjee,  
General Manager (Environment)  
Environment Division, Coal India Limited,  
Coal Bhawan, Premises No. 4, MAR,  
Plot No: AF III, Action Area 1A,  
New Town, Rajharhat, Kolkata,  
West Bengal PIN- 700156  
E-mail: [cgmenv.cil@coalindia.in](mailto:cgmenv.cil@coalindia.in) [www.coalindia.in](http://www.coalindia.in)  
CIN L23109WB1973GOI028844

## From Chairman's Desk



Dear Stakeholders,

It gives me immense pleasure to present the 7<sup>th</sup> Annual Sustainability Report of CIL for the FY 2017-18 in line with the Global Reporting Initiative (GRI) Standards. CIL being the single largest coal producer in the world, we consider it our bounden duty to keep our stakeholders updated regarding our progress on the sustainability agenda.

In the backdrop of India's energy dependency on fossil fuel, our focus is to operate accountably by laying emphasis on environment, economy and socio-cultural sustainability.

CIL has put up commendable performance during FY 2017-18 with a coal production of 567.37 Mt and off-take of 580.29 Mt, registering a growth of 2.4% and 6.8% respectively against last year, thereby meeting the coal demand of the country and earning a pre-tax profit of INR 10,726.44 Crores in the process. It has been possible due to the untiring, devoted and dedicated efforts put in by the employees at all levels and the support received from our other stakeholders. Our sustainability strategy focuses on the areas that represent key challenges and opportunities, i.e., Community Development, Employee Welfare, Mine Water Utilization, Biodiversity Conservation, Energy Efficiency, and Land Reclamation. CIL has established measurable metrics to track its progress. The company has consciously aimed at exceeding legal compliance requirements and ensured that the policies and procedures related to ethical business practices are implemented.

CIL continuously invests in establishing state of the art eco-friendly mining operations. We have strived to conserve the natural resources for future generations by restoring the mined-out areas through effective water and overburden management, biodiversity, eco-restoration, afforestation and eco-friendly mine closure. During FY 2017-18, 1.99 million saplings have been planted in an area of 822 Ha, achieving a total plantation of more than 96 million saplings in 38,378 hectares. Also, CIL has reduced the overall specific energy consumption by 6.27% during FY 2017-18 compared to 5.75% last year.

CIL believes in 'Mining with a humane face'. The wellbeing of our employees including contract labourers as well as local communities is fundamental to the success of our sustainability strategy. Therefore, ensuring their safety and health is our priority. We are increasingly extending our focus to identify and address the root cause of serious mine accidents and work towards improving the safety performance. A proactive system has been ingrained into the work culture to strengthen the safety machinery and ensure safe work environment for our employees. Adequate infrastructure facilities for employees are in place to establish quality of living standards in remote places. In addition, a preventive vigilance mechanism is in place to ensure transparency in our business dealings.

As a responsible company, CIL has taken measures to align Corporate Social Responsibility (CSR) with our approach towards sustainable development. Our social initiatives are focused on environmental sustainability, and activities designed to improve community health, drinking water facilities, sustainable livelihood, sanitation etc., as well as promotion of sports and games. CIL is also committed to women empowerment and actively associated with Clean India initiatives like "Swachh Bharat Abhiyan-Swachh Vidyalaya Abhiyaan". CIL endeavors to expand its CSR footprint in the communities that it serves and generate wider benefits for them.

CIL's sustainability performance has received wide recognition at the grass root level across Project Affected Regions. CIL aspires to integrate sustainability further into the business processes of the organization to create greater value for all the stakeholders.

Our commitment towards sustainability continues unabated as we strive towards higher standards of Corporate Governance, transparency in operations, disclosure, reporting under various laws, regulations and guidelines as well as enhanced engagement of stakeholders.

I appreciate the efforts of our coalminers and stakeholders in our success story so far, and seek your unwavering support towards achieving holistic and sustainable development that we envision for our esteemed Company.



(Anil Kumar Jha)  
Chairman

## Coal for Sustainable Growth

In the last few years, the Government has taken strident steps towards increased availability of power in tune with accelerated overall economic growth in the country. Schemes like **Saubhagya**, **DDUGJY**, **UDAY** etc are aimed at rejuvenating power demand and initiatives such as **AMRUT**, **BHARATMALA** etc have been introduced to the growth of the core industries and economic wellbeing of people. This growth can only be sustained through the growth of energy sector. Coal is the mainstay of India's primary energy supply and the trend of coal consumption, evidenced from the figures of coal production as well as import of coal (2007-2018 period) shows a rising trend (Graph enclosed below). At the same time, India has taken a lead in the Committee of Nations in terms of transition towards clean energy. Its commitment made in **COP 21**, founding role in the International Solar Alliance, the thrust in introduction of Electric Vehicles are mere examples of its proactive approach towards a cleaner tomorrow for our future generations.

### Coal Production & Import (Mt) :: 2007-08 to 2017-18

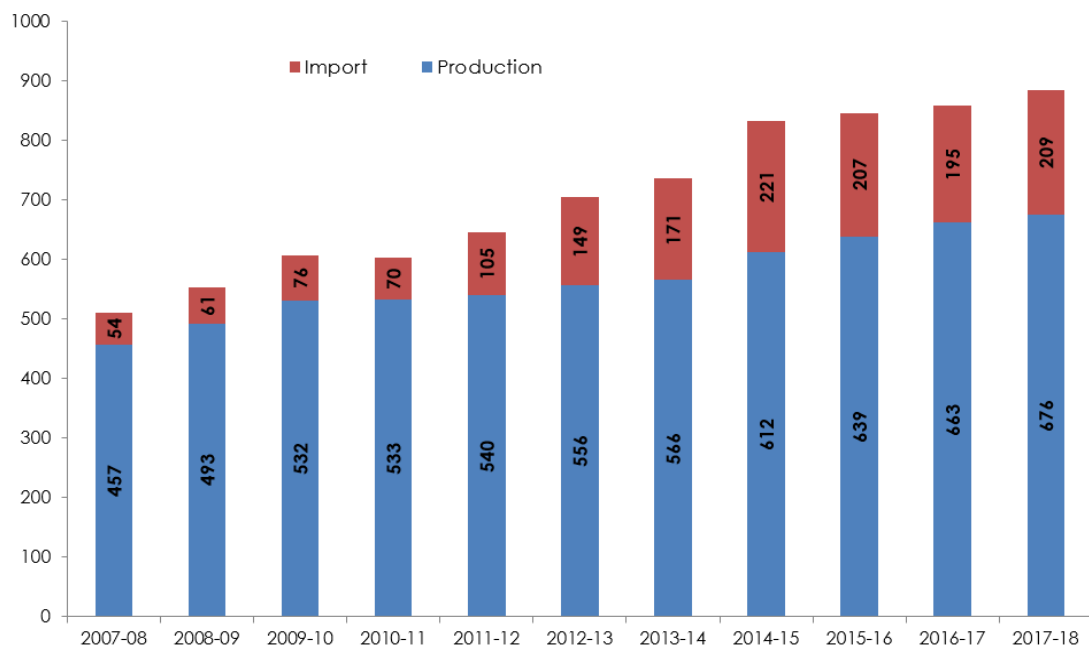


Fig. 1- Coal Production & Import (Mt) :: 2007-08 to 2017-18

In a recent study done by MoC/CIL through an agency, it has been observed that coal demand is likely to remain robust till 2030, while renewable energy will gradually provide greater contribution to the energy basket of the country. The conclusion of the study is that coal is expected to remain the bedrock of the energy supply for the country till 2030. Current demand of coal in the nation is about 900 Mtpa and is likely to grow by over 50 % in this period in the most likely scenario. A significant proportion of this demand will be generated from the use of coal in the thermal power sector. The non-regulated sector comprising steel, cement, Captive Power Plants etc. would account for the remaining demand. New segments such as power demand from use of electric vehicles, new demand from Coal to Chemicals sector etc. would add to the existing demand. While Govt. is working towards creating healthy domestic market for coal in the country by encouraging the participation of private and state sectors into coal production, CIL is expected to remain the largest supplier and may be required to supply upto 1300 Mt of coal by 2030.

Opening up of commercial mining will help the country to deal with the increased demand for coal.

### Coal Mining – Industry Outlook

Coal has been one of the key sources of primary energy for the World contributing to roughly half of the total primary energy consumption. However, the significance of coal varies across the World with Asia leading the consumption, both in absolute terms and as a proportion of total primary energy consumption. In Asia, China and India are the two key coal consumers.

Going forward, while various estimates predict fall in share of coal in the energy basket, none has predicted a complete substitution. In the Indian context, this seems more unlikely unless there is tectonic shift in nuclear and/ or renewable generation sources and storage technologies (both in terms of capacity and prices).

Herein lies the criticality of coal mining sector for India. The total coal production in India in FY 2017-18 surpassed 650 Mt and is likely to increase to 1000 Mt by 2020-21 or thereabout. Thermal Power Stations are the key consumer of coal in India. The coal demand is expected to grow even after 2020-21, as greater section of society are covered under grid electrification and rising prosperity increases the per captive electricity consumption.

Indian coal mining sector is dominated by Coal India Limited and the scenario is unlikely to change in the immediate future. Even as government opens up the sector to private sector commercial mining, the proportion of coal supply from CIL is likely to dominate the Indian markets.



Fig. 2- On the Occasion of 'Meri Company Mera Gaurav'

Some of the defining features of Indian coal mining sector is dominance of opencast method for production, smaller sized mines, medium to low mechanization and high labour intensity.

Government and CIL are focused on making coal mining in India safer and technically more advanced. Over the last year CIL has closed down 43 unviable mines. There is also a clear trend towards increased mechanization including introduction of larger equipment. These elements are important to ensure long term sustainability of Indian coal mining and minimizing the environmental impact.

There are a number of other initiatives that the government has taken over the last few years to minimize the environmental impact of coal mining and ensuring greater sharing of benefits across the society including creation of District Mineral Foundations for generating financial resources to be invested in the mineral rich areas.

### **Coal India Limited - An overview**

Coal India Limited (CIL), a Maharatna Central Public Sector Enterprise, and Government of India Undertaking, is the largest coal producer in the world with a production of 567.37 Mt in 2017-18. Maharatna status is conferred by the Government of India to selected state owned enterprises for more autonomy and to empower them to expand their operations and emerge as global giants. CIL being a coal mining corporate comes under the purview of Ministry of Coal, Government of India. Since 1975, the Company has made significant contribution to energize entire India and in carrying out socio-economic development across the country. With headquarters at Kolkata, West Bengal, CIL has significant footprints all over India. CIL is producing about 84% of the entire coal output of the country and caters to bulk of the coal requirement of the Power, Cement and Steel sectors of the country and also of the fertilizer, brick kilns, and similar industries.

CIL is also one of the largest corporate employers in the country with a manpower of 2,98,757 (as on 1st April, 2018). CIL operates through 82 mining areas spread over eight provincial states of India. Coal India Limited has 369 operating mines (as on 1st April, 2018) of which 174 are underground, 177 opencasts and 18 mines with both underground and opencast workings. CIL further operates 15 coal washeries and also manages other establishments like workshops, hospitals, coke ovens and a coal gasification plant. CIL has 27 training Institutes, including Indian Institute of Coal Management (IICM) at Ranchi imparting multidisciplinary management development programmes to the CIL executives. CIL got favorable media coverage for its technical and fiscal performance during the year. Excerpts from a few media clippings are given below.



# Business Standard

HOME MARKETS COMPANIES OPINION TECHNOLOGY SPECIALS PF PORTFOLIO F

Today's Paper Latest News Economy Finance Current Affairs International Management The

**JUST IN**

Experts remain skeptical about Wipro's plan to restructure business



You are here: [Home](#) » [Companies](#) » News

## Coal India expecting revenue growth of 6% over the next three fiscal years

New wage structure to hit finances but pricing formula might provide some relief

Shreya Jai | New Delhi

Last Updated at March 29, 2018 21:45 IST

**Fig. 3- Clippings from Media about Revenue growth**

Going forward, CIL is well placed to grow in the light of the increasing coal demand of the country. It has targeted a growth in production of 7.5 % in 2018-19 compared to 2017-18 to reach a figure of 610 Mt. Evacuation facilities have historically constrained the growth of coal production and CIL has planned to augment this capacity significantly. CIL is on the verge of completion of three critical railway links in the states of Odisha, Chhattisgarh and Jharkhand in 2018-19 which will enable it to evacuate by rail an additional 282 Mt of coal from the linked mines. CIL is also exploring the scope of diversification into areas of metal mining, thermal power generation, renewable energy and coal gasification.

RAJESH KUMAR SINGH &  
SAKET SUNDRIA  
Bloomberg

# COAL INDIA'S PRODUCTION, shipments rise to a record in March

Coal India's sales and output in March rose to the highest on record as the world's biggest coal miner rushed to meet its annual production target, a goal that it missed for at least the sixth consecutive year.

Output rose 9 per cent from a year earlier to 72.3 million tonnes of coal in March, while shipments rose 5.5 per cent to 55.2 million tonnes, according to a stock exchange filing on Sunday. That's the highest in records going back to 2013.

Output for the year ended March stood at 567.4 million tonnes, while sales were at 580.3 million tonnes, both falling short of a 600 million-tonne goal.

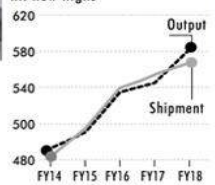
Boosting output is crucial for Coal India to meet rising demand from power plants, its biggest customers.

An early onset of summer is expected to boost electricity consumption. To meet that demand, the miner is seeking more railway carriages and is also trying to ship the fuel through roads to some customers.



### Record year

Coal India output and shipment hit new highs



Figures in million tonne  
Source: Coal India

The company is unable to raise production to its full potential as it is facing logistical issues in transporting coal, inflating stockpiles, federal coal secretary Susheel Kumar has said. Inventories at Coal

India stood 55.5 million tonnes as of April 1, it said. "We see production growth slowing down in the coming months as the company deals with a bloated inventory," Goutam Chakraborty, an

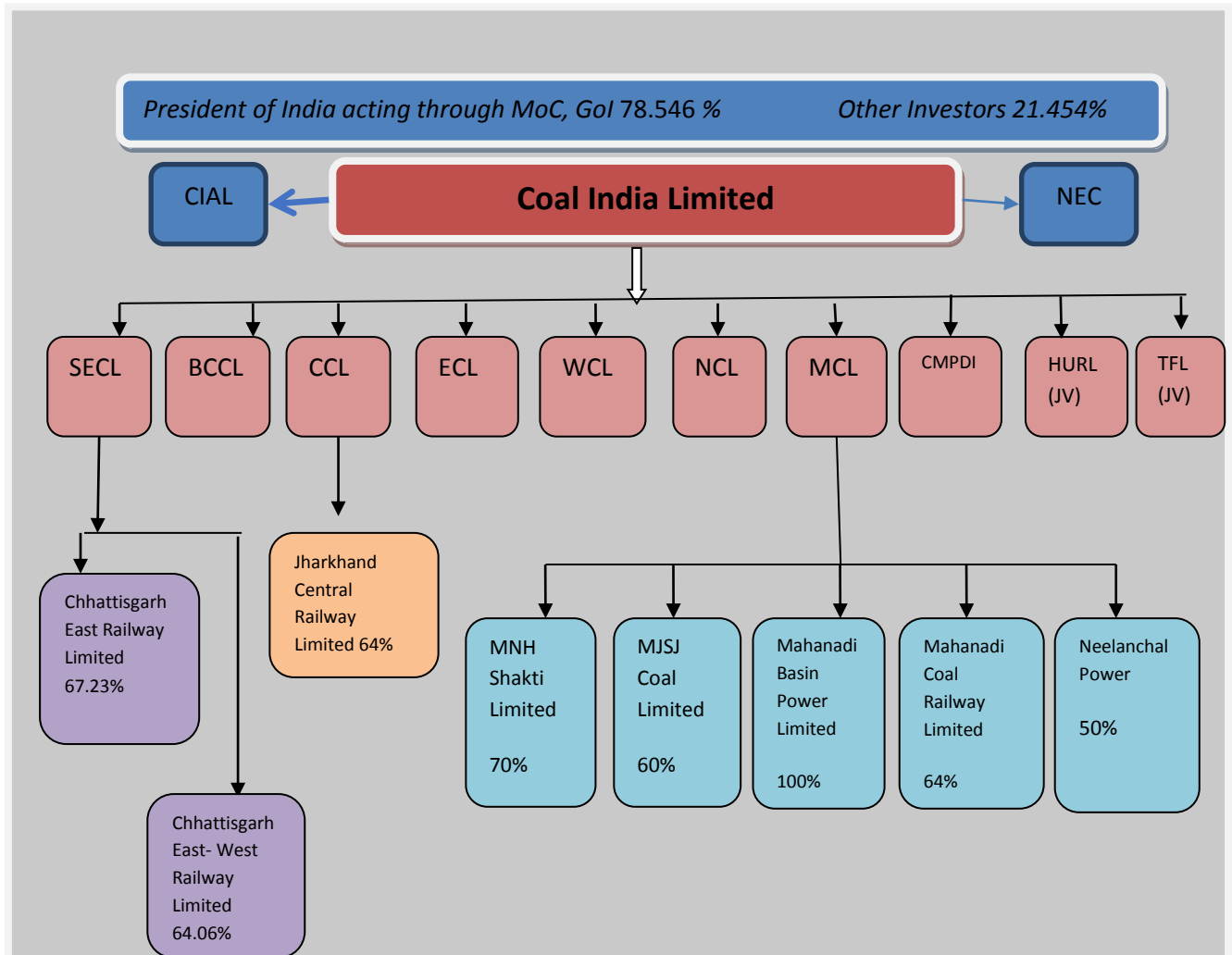
analyst at Emkay Global Financial Services in Mumbai, said. "Transportation continues to be the weak link and the company has to obtain more railway rakes to be able to ship more coal."

Fig. 4- Clippings from Media on CIL's Production



Fig. 5- Dragline in operation at NCL

## Organisational Structure of CIL



**Fig. 6 - Organizational structure at CIL**

### **Business risks**

- Coal based generation faces increased environmental pressure – adversely impacting its competitiveness against alternate sources. In the long term, it can impact the coal demand.
- Development risk remains the most important issues faced by coal mining in India and CIL, in particular. Land acquisition and resistance from local communities can constrain future supplies and/ or make the cost of mining prohibitive.
- Performance of captive mining segment owned by private entities remains an issue of concern in India. In spite of significant mining resources allocated to the captive mining segment, limited number of mines has turned operational. This can adversely impact the coal supply in future and lead to continued dependence on imported coal.

## **Business Opportunities**

- Alternate uses of coal including coal gasification can be a potential opportunity ensuring wider use and limiting environmental impact.
- Supply of coal to SAARC nations and South East Asian countries.
- Investment in coal washing and processing and logistics infrastructure.

## **Product Profile**

### **Coking Coal**

**Uses:** Steel and Metallurgical Industries

### **Semi Coking Coal**

**Uses:** As blendable coal in steel making, Merchant coke manufacturing & other metallurgical industries

### **Non-linked washery coking coal**

**Uses:** Power & Non-metallurgical sector

### **Non-coking coal**

**Uses:** Thermal grade coal for Power utilities, Fertilizer, Glass, Ceramic, Paper, Chemical & Brick manufacturing & other heating purposes

### **Washed & beneficiated coal**

**Uses:** Manufacturing of hard coke for steel making and power generation

### **Middlings (By-product of three stage coal washing)**

**Uses-** Power generation, Brick Manufacturing and Cement plants

### **Washery By-Product**

**Uses:** In Fluidized Bed Combustion (FBC) boilers for Power generation, Road repairs, domestic fuel etc

### **CIL coke (By-product of DCC)**

**Uses:** In furnaces, kilns of Industrial units and for domestic fuel in Hotels

### **Coal fines/Coke fines**

**Uses:** Industrial furnaces and domestic purposes

### **Tar/ Heavy Oil /Light oil /Soft Pitch**

**Uses:** Furnaces, Boilers of industrial plant, Power houses, Oil, Dye, Pharmaceutical industries etc

## Corporate Governance

CIL has established an effective Corporate Governance system to make certain a transparent and compliant structure. Corporate Governance initiatives at CIL are aimed at enhancing value for its diverse group of stakeholders e.g. shareholders, employees, customers, local communities, society at large and the Government. The governance practices endorse an ethical and sound conduct of the operations towards achieving the CIL objectives of making a meaningful and affirmative impact on people's lives. Our utmost levels of responsibility make sure that the Board keenly promotes and continuously upholds the entire Company's conduct. To maintain its corporate responsibility endeavours, CIL has adopted a governance structure and various management processes which have been appropriately refined over the years to face the potential challenges.



Fig.7- Review meeting

CIL strives to ensure transparency, disclosures and reporting and conforms wholly to the laws, systems and regulations of the country and infuses ethical conduct in all operations throughout the Company. Our internal mechanisms such as oversight of management, independent internal audits, structure of the Board of Directors, etc. form part of our well established protocols. The Company is committed to follow the best available model of Corporate Governance where the Board is accountable to all stakeholders and each member of the Board owes his/her first duty towards protecting and supplementing the interest of the Company.

Corporate Governance has been carried out in accordance with the Companies Act 2013, Clause 49 of the Listing Agreement and SEBI (Listing Obligations and Disclosure Requirements) Regulations, 2015. The Board of Directors is guided by the organization's Vision, Mission and Values and the Board regularly reviews the performance of the organization on economic, environmental and social issues. The composition of the Board of Directors is a combination of full time Executive Directors, Non-Executive Directors and Independent Directors.



Fig. 8- Review meeting taken by Hon'ble Minister of Coal

#### Corporate Social Responsibility Committee

Sustainable Development Committee including CSR Committee was constituted by CIL Board of Directors in its 282<sup>nd</sup> meeting held on 16-04-2012. This committee was reconstituted in 356<sup>th</sup> CIL Board meeting held on 31-01-18. This Committee was renamed as CSR Committee in pursuant to Section 135 of the Companies Act, 2013 and the Companies (Corporate Social Responsibility) Rules, 2014. In addition to CSR activities, this committee will also look after Sustainable Development. During the year 2017-18, four meetings of the committee were held on 12-06-2017, 02-08-2017, 16-02-2018 & 16-03-2018 respectively. The Corporate Social Responsibility Committee consisted of following members and their attendance was as follows:

Sl. No	Name of the Director	Status		No. of Meeting attended
1	Dr S.B.Agnihotri	Independent Director	Chairman (from 06.01.16)	4
2	Dr. Khanindra Pathak	Independent Director	Member (from 06.01.16)	4
3	Shri Vinod Jain	Independent Director	Member (from 06.01.16)	4
4	Shri Vivek Bharadwaj	Govt. Nominee Director	Member (from 02/05/17 to 9/06/17)	0
5	Shri R.K.Sinha	Govt. Nominee Director	Member (from 19/07/17)	2
6	Shri. S.N. Prasad	Director (P &IR) CIL- Addl. Charge	Member (from 2 <sup>nd</sup> May'17 till 18 <sup>th</sup> Jun'17)	1

Table.1- Corporate Social Responsibility Committee



Fig.9- Meeting at CIL with Foreign Delegates

### **Code of Conduct**

CIL has adopted a Code of Conduct to maintain high standards of business conduct. The Code of Conduct deters any wrong doing and promotes ethical conduct. CIL's philosophy is to always strive for sustainable business achieving economic growth, social equity and environmental balance through collaborative action, transparency and public reporting. The code of conduct is applicable to Board Members as well as to Senior Members. It mandates to be fair and not to discriminate on the basis of race, gender, religion and upholds values of equality, tolerance, and respect for others. Code of conduct demonstrates our commitment to integrity, ethical values and legal compliance. The code touches all aspects of ethical risk even as it sets standards of ethical and legal behavior by providing guidance on ethical issues. It also provides reporting mechanisms for known or suspected unethical conduct and helps foster a culture of honesty and accountability.

### **Human Rights**

As a responsible Corporate Entity, CIL recognizes the importance of children's rights and have a clear stance on the issue of child labour. As per The Mines Act, 1952, the employment of children below 18 years of age in a mine is prohibited. CIL follows proper checks and audits as per the Act. CIL ensures that the contracts are in written form. This ensures that no children get employed in our coal mines. CIL is fully committed to abide by the rules on Human Rights across our operations and this reflects in our dealing with all our stakeholders. All suppliers / contractors / vendors who undertake to provide services enter into a comprehensive formal agreement with CIL, which contains stipulations and conditions requiring them to ensure the compliance of various applicable labour statutes in respect of their employees / workers. These include the Payment of Wages Act - 1936, the Minimum Wages Act - 1948, Equal Remuneration Act - 1976, the Industrial Disputes Act - 1947, the Employees State Insurance Act - 1948, the Coal Mines Provident Fund and Misc. Provisions Act - 1948, the Child Labour (Prohibition and Regulation) Act - 1986 and the Contract Labour (Regulation & Abolition) Act -1970. CIL ensures that the contractor's workers are treated fairly as per the law. The contractors are advised

to pay the wages to its workers through bank and settle the issues in accordance with the law. CIL is also committed to the principles of the United Nations Global Compact on Human Rights. There have been no cases of Strikes/ Lockout related to human rights issues.

During the reporting period, no cases of anti-competitive behavior, anti-trust and monopoly practices were filed. Awareness on human rights is included in our training programmes. During the year 2017-18, CIL didn't have any reported case of human rights violation.

### **Vigilance (Anti-Corruption)**

The vigilance division within coal India limited is an integral part of the management. The vigilance division of CIL is the nodal section for handling all vigilance matters of the CIL and it believes that through best practices, adequate controls and transparency in place, decisions taken will be professional, effective and consistent, leading to corporate excellence.

The Corruption Risk Mitigation Policy of CIL is available at CIL website: [www.coalindia.in](http://www.coalindia.in)



**Fig.10- Vigilance Awareness campaign at CIL HQ**



Fig. 11 -Awareness campaign against Corruption at CIL

**Incidents of Corruption and Actions taken:**

Subsidiary wise numbers of incidents of corruption reported and the number of officials against whom disciplinary action was taken is given in a tabular form below.

Subsidiary	Incidents of corruption	Action taken	
		No of officials against whom disciplinary action taken up	
		Major	Minor
BCCL	44	29	21
CCL	20	28	17
CMFDIL	0	0	0
ECL	10	10	5
MCL	26	108	29
NCL	10	20	21
SECL	57	7	0
WCL	19	22	15
CIL	29	11	6
<b>Total</b>	<b>215</b>	<b>235</b>	<b>114</b>

Table.2- Incidents of corruption and actions taken

The range of actions taken varies from simple warning to as severe as dismissal depending on the severity of the charges.

### **Whistle Blower Policy**

To safeguard for protection of employees from reprisal or victimization, CIL has established the "Whistle Blower Policy" as per Regulation 22 of SEBI. The clause states that a listed company shall establish a mechanism for directors and employees to report concerns about unethical behavior to the management. These reports may also include actual or suspected fraud, and violation of the company's code of conduct or ethics policy. CIL has a robust mechanism in place to protect whistle-blowers from any kind of harm or retribution.

During the 2017-18, systemic improvements have been made in the online grievance mechanism as described in the "Vigilance and Anti- Corruption" section. A total of 640 pending grievances were carried forward from 2016-17 for redressal. Fresh online grievances received in 2017-18 were 6539. In total, 6612 cases were resolved in CIL during 2017-18 and remaining 567 cases were forwarded to the succeeding year for redressal.

### **Public Grievance Disposal at CIL**

Coal India Limited uses the integrated Centralized Public Grievance Redressal and Monitoring System (CPGRAMS), a web based solution run by the Department of Administrative Reforms & Public Grievances, Government of India, to resolve Public Grievances. All the grievances from employees, customers & other stakeholders are resolved by using CPGRAMS. Grievances received online on CPGRAMS from the President's Secretariat, Prime Minister's Office, Ministries Office, Directorate of Public Grievances, Ministry of Coal, Department of Administrative Reforms & Public Grievances are evaluated by the Nodal Officer of CIL and sent to various Departments in CIL and subsidiary coal companies for redressal. The grievance applications received in the form of hard copy are scanned and uploaded to CPGRAMS and transferred to the concerned departments / subsidiary coal companies for redressal. Every Department at CIL headquarters and at the coal companies has a Nodal Officer who sends the grievance to the concerned Department for redressal. With approval of the Competent Authority the grievance is redressed and a report is sent online.

### **Industry Associations**

CIL is member of The Bengal Chamber of Commerce, Indian Chamber of Commerce, SCOPE, FICCI and ASSOCHAM. CIL has engaged with people and industrial associations on myriad forums that have also given us the platform for effective image building. In the sphere of mining activities, CIL has forged linkage with industry associations through these forums and engaged in discussions and to gain insights regarding corporate projection. This has greatly enhanced our business approach and added value to the shaping of our core vision.

## Awards and Recognitions

- Coal India Limited was conferred the 'Best Financial Performance' Award in the Maharatna category by HT Media and Ventures Limited in a formal event of "Hindustan PSU Awards 2017" on 12 April 2017 in New Delhi.
- CIL was awarded second prize under Best Enterprise Award (Maharatna Category) in 2017-18 by WIPS.



Fig.12-Corporate Excellence award given by Hon'ble Minister (Coal) at Foundation Day Celebration on 1<sup>st</sup> November, 2017



Fig.13- Achievement award from Hon'ble President of India

### **Sustainability Management in CIL**

CIL believes in adhering to the principles of sustainability while striving to achieve long-term business success on a viable basis. Sustainability management is an integral part of our business strategy. In order to embrace the sustainability and its challenges, CIL endeavors to balance economic, environmental and social costs and benefits. To make this possible, our approach towards mining activities is aimed to establish harmony with society and the environment.

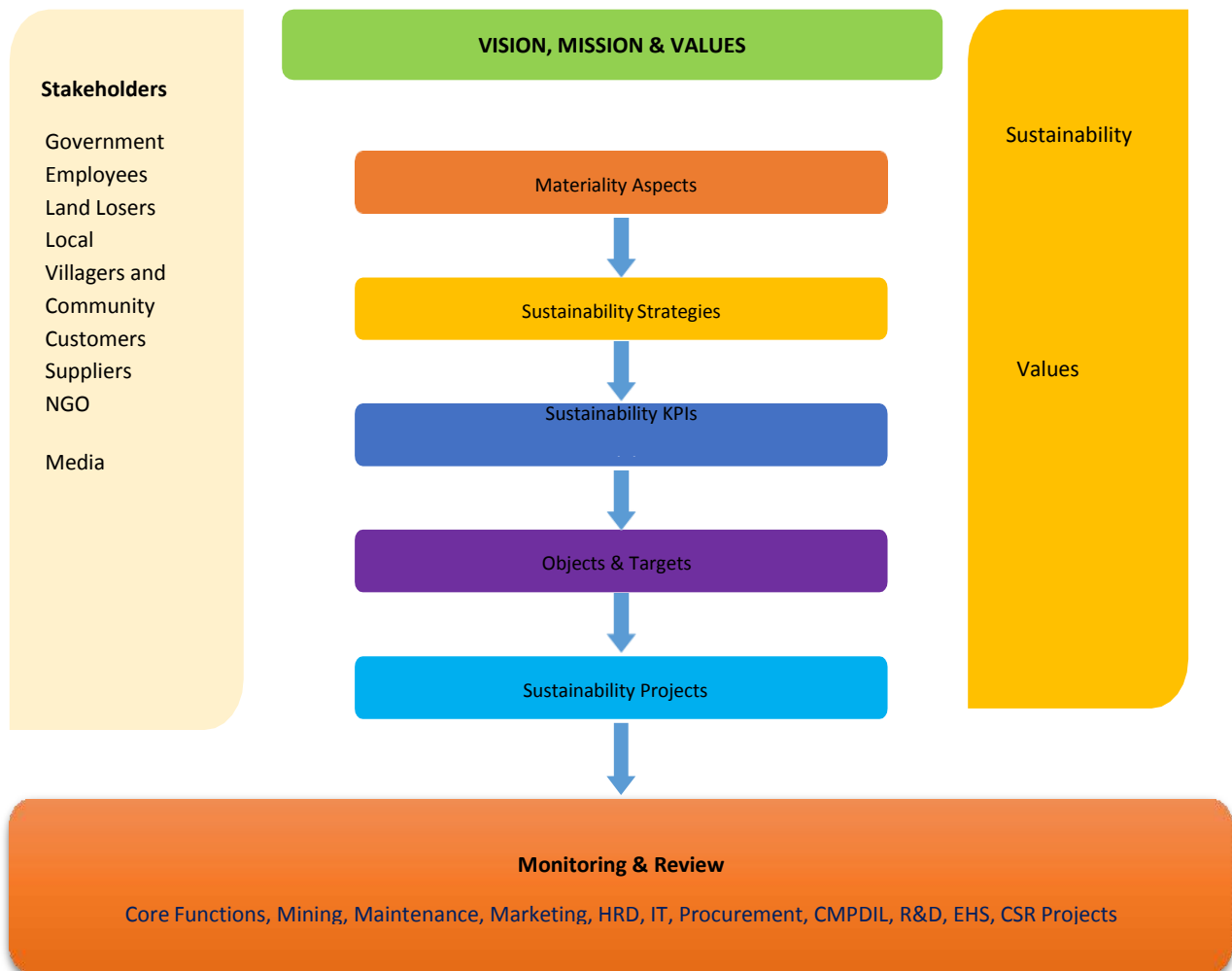
A key aspect of our sustainable management approach involves deploying sustainable mining practices, ensuring safety and health of the employees and creating value for community. CIL places a special focus on the lasting and effective establishment of a culture of integrity, discipline and respect. CIL leverages business opportunities to minimize risk and address social and business challenges such as scarcity of resources and climate change at an early stage. Increasingly, CIL is making efforts in order to improve our sustainability performance and further develop our strategy, defining it more precisely. Our sustainability efforts cover environmental management, energy consumption & societal developments which are discussed in detail in later part of the report.

Stakeholder concerns against the business impact allowed for grounding of the materiality matrix which acts as a guide for the top management while integrating the sustainability management within the business strategy. All stakeholder groups agreed that sustainable mining is a shared responsibility. CIL had ensured inclusive growth by contributing towards the peripheral development as a priority item and integrating a holistic sustainability management strategy. CIL has established a company-wise strategic planning, cascaded to subsidiary specific sustainability activities and thus ensures systematic consideration of stakeholders' requirements.

CIL aligns its activities in line with the United Nations Sustainable Development Goals (SDGs) of 2015. CIL’s sustainability policy lays emphasis on Environmental, Economic and Socio-cultural Sustainability. Respective functions at corporate and at subsidiaries have been earmarked responsibility to improve the performance in their sustainability dimensions. These form the core areas for implementing relevant projects. CIL’s practices towards SDGs stimulate wide dialogue and cooperation among stakeholders to make mining a driver of sustainable development.

In addition to this, CIL also has an exclusive policy for Corporate Social Responsibility that is aligned with the Companies Act, 2013 in order to measure our triple bottom line. CSR policy acts as a strategic tool and guidance for integrating business processes with the social processes for the overall development of the society.

### Sustainability Framework of CIL



### Sustainability Performance Assessment

At CIL, performance assessment ensures that practices towards sustainability are carried out in a transparent manner. Our approach is for achieving our vision which focuses on being a responsible mining company. Our performance snapshot for 2017 -18 is highlighted below:

Production and Profits				Status
Increased coal production	2017-18	2016-17	Growth (%)	✓
	567.37 Mt	554.14 Mt	2.33	
Increase in the overburden removal	2017-18	2016-17	Growth (%)	✓
	1178.12 Mm <sup>3</sup>	1156.38 Mm <sup>3</sup>	1.85	
Increase in the coal off-take	2017-18	2016-17	Growth (%)	✓
	580.29 Mt	543.32 Mt	6.8	
Enhanced dispatch of coal & coal Products	During the year, dispatches of coal and coal products registered a growth of 7.2 %.			✓
Increase in wagon loading	The increase in wagon loading over last year was of 7.2 rakes per day.			✓
Enhanced drilling performance	2017-18	2016-17	Growth (%)	✓
	13.66 (Lakh meter)	11.26 (Lakh meter)	21	
Financial performance of CIL & its subsidiaries	The total profit before tax of CIL and its subsidiaries was Rs.10,726.44 Crores			✓
<b>Health and Safety</b>				
Reduction in fatalities	<b>Item</b>	<b>2011-2017</b>	<b>2001-2010</b>	✓
	The decadal rate of fatality rate (per million tonne of coal production)	0.10	0.24	
Reduction in fatality & serious injury rates per million tonnes of coal production	<b>Item</b>	<b>2017</b>	<b>2016</b>	✓
	Fatalities	37	56	
	Fatality rate (per million tonne of coal production)	0.053	0.1	
	Fatal Incidents	34	38	

	No of Serious Injuries	108	120	
	Serious Injury rate (per million tonne of coal production)	0.199	0.22	
<b>Human Resource Management</b>				
<b>Trainings provided to executives and non-executive employees</b>	A total of 1, 07,943 employees, both of executive and non-executive cadre attended training programmes during the year which included training in house, outside the company and abroad.			✓
<b>Focus on Gender Diversity</b>	Female employees constitute 6.76% of the total manpower.			✓
<b>Hiring of fresh talent</b>	Fresh recruitment of 1143 people in different Disciplines were made during the year.			✓

**Table.3-Production and Profits at CIL in 2017-18**

**Environment**

At CIL, renewed focus has been given to protect the environment by revisiting the strategies to ensure that it is contemporary and aligned with the objectives. The aim of the environmental policy is to minimize or prevent the adverse impacts from the organization’s operations on the surrounding environment and communities. CIL’s performance disclosure has been mentioned in table below:

Performance in 2017-18				Status
<b>Increasing the number of ISO certified units</b>	<b>ISO Certifications</b>	<b>2017-18</b>	<b>2016-17</b>	✓
	ISO: 14001	3 Subsidiaries	2 Subsidiaries	
	ISO: 9001	5 Subsidiaries	4 Subsidiaries	
	OHSAS: 18001	3 Subsidiaries	2 Subsidiaries	
	ISO:17025	47 Laboratories	32 Laboratories	
<b>Energy Consumption and Renewables</b>	<b>Item</b>	<b>2017-18</b>	<b>2016-17</b>	✓
	Specific power consumption in terms of composite production	2.99 kWh/CuM	3.19 kWh/CuM	

Performance in 2017-18				Status
<b>Energy Consumption and Renewables</b>	Specific Energy Consumption in terms of coal production	8.11 kWh/te	8.82 kWh/te	✓
	Diesel consumption	388352 KL	438764 KL	
	Total LED Lights fitted (new + replacement)	74,740	64,000	
	Installed 3.2 MW solar plants (Ground mounted and roof top)			
<b>Mine Closure Plans</b>	As on March 2018, Mine Closure Plans have been prepared for all the identified mines (453 in number). Of the 453, 445 MCPs have been approved by the concerned Subsidiary Board and a total amount of Rs. 6075.44 Cr has been deposited in 425 numbers of Escrow accounts.			✓
<b>Continuous R&amp;D</b>	Item	2017-18	2016-17	✓
	Investment in R&D	Rs.70.74 Crores	Rs. 24.04 Crores	
<b>Tree plantation for ecological restoration</b>	Item	2017-18	2016-17	✓
	No of Trees Planted	19.9 lakh	16.6 lakh	
	Area Covered	821.5 Ha	661 Ha	
<b>CSR</b>				
<b>Setting up rigorous governance and oversight systems for CSR programs</b>	<p>CIL has entered into an MoU with the Tata Institute of Social Sciences (TISS) for evaluation of CSR activities.</p> <p>Also, CIL has a two tier CSR committee i.e.</p> <p>(a) CSR committee comprising of below Board level executives for examination and recommendation of CSR projects, and</p> <p>(b) A Board level committee on CSR &amp; sustainable development for further deliberation and approval of CSR projects.</p>			✓
<b>Develop impactful, community programs - based on experience, studies &amp; community feedback</b>	Some of the major CSR initiatives have been undertaken in the field of water conservation, women empowerment & child education, rural development, health, sports, environment, sanitation, Swachh Bharat and skill development. Rs 483.78 Crores has been spent on CSR initiatives during 2017-18.			✓

Table.4- Performance snapshot at CIL in 2017-18

## Sustainable Development Policy (SDP)

CIL has a dedicated Sustainable Development Policy effective from August 2013. The policy states that CIL shall promote and pursue sustainable mining integrating Environmental, Socio-Cultural and Economic factors which comprise the basic fabric of sustenance in our society. It shall also incorporate views and opinions of stakeholders ensuring compatibility and implementation.

The attempts are being made to shape a new future through a set of determined goals and to bring sustainability into focal point. The objectives of the SDP of CIL shall be in line with the Govt. of India principles and directives on Sustainable Development encompassing mainly three components:



Fig.14 -Triple bottom line of Sustainable Development

The SDP of CIL affirms its commitments to protect & safeguard the environment and conserve the bio-diversity for maintaining the ecological balance besides effecting Socio-cultural and Economic betterment of the surroundings of its operations. In order to do so CIL, and its subsidiaries prepare annual action plans detailing the activities to ensure the above strategies are implemented in a planned way with the approval of concerned SD committees. The progress of the activities is reviewed periodically by the SD Committees.



Fig.15- Economic, social and Environmental aspect at CIL

## **Stakeholder Engagement**

Stakeholders, by definition, refer to individuals and organizations that are affected by the activities of a company either directly or indirectly and may have an influence over a company's business. Thus, they play a significant role in the overall growth and development of the company. As a responsible corporate entity CIL considers it as its responsibility to develop and retain an amicable relationship with all its stakeholders.

CIL considers it is necessary to identify the relevant topics and believe in extensive engagements with all its stakeholders throughout the year to understand their prioritized concerns and needs and address these issues in a consistent and a transparent manner. The expectations and the concerns of stakeholders & the extent, to which the relevant issues are addressed, play a vital role in influencing the sustainable growth of an organization.

CIL has a stakeholder engagement policy in line; this policy is intended to strengthen the mechanisms of engagement with stakeholders. CIL has a structured framework based on the welfare and long-term relationships with key stakeholders. CIL believes that stakeholder engagement is an integral part of enriching and enduring partnerships. CIL institutionalized these processes based on transparency and accountability.

During the reporting period, CIL engaged with its stakeholders on various platforms that are detailed below. The key concerns that emerged out of these interactions have also been compiled. The information pertaining to stakeholders is periodically updated through formal or informal channels of communication. The perspectives of the high impact stakeholders are taken into consideration while mapping the prioritized sustainability issues across important domains i.e. Economic, Environment, Labour Practices, Human Rights, Social, and Corporate Governance.



Fig. 16- 43rd Annual General Meeting at CIL

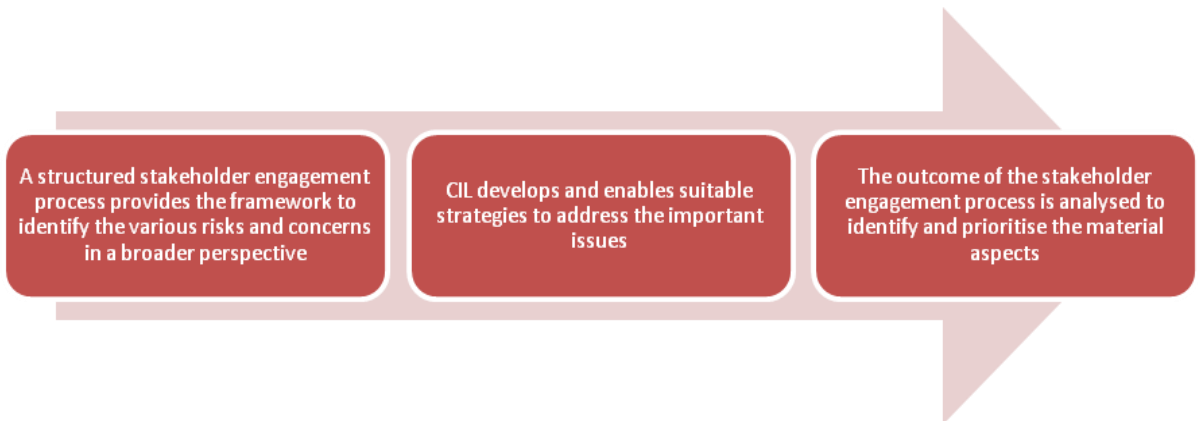


Fig.17- Stakeholder Engagement Process



**Fig. 18- Prize distribution to Winner of Golf Tournament**

The important stakeholders identified are Government (Ministry of Coal) / Government Statutory / Regulatory Authorities, Employees, Land losers, Local villagers and community, Customers, Suppliers, NGO and Media.

<b>Stakeholders</b>	<b>Mode of Engagement</b>	<b>Key Concerns</b>
<b>Shareholders</b>	Annual General Meeting	<b>Company's performance.</b>
Government (Ministry of Coal)/Government Statutory/Regulatory Authorities	Performance Report (Quarterly & Annually) Board Meetings (at least once a month) Compliance Report Inspections	Performance at every front Policy decisions abiding by the Law
Employees	Corporate level Industrial Relations meetings with Union leaders (JBCCI) - Five yearly for wage negotiation Employee trainings and seminars Safety week (Annually) Vigilance week (Annually)	Job Satisfaction Wage negotiation Promotion Learning and Development Welfare (Housing related matters)
Land losers	Public Hearing / Consultation (For New & Expansion projects) as and when required Regular Meeting in the Project	Rehabilitation and Resettlement Compensation
Local villagers and community	Sustainable Development initiatives and CSR activities (on going)	Livelihood options and Job Opportunities Basic amenities Local Infrastructure related concerns including Road, Street

Stakeholders	Mode of Engagement	Key Concerns
		lighting, Drinking water,
Customers	NCCC meeting with Industry representatives and Ministries are held under the stewardship of Chairman - Annually. RCCC meetings with Customers - Chaired by CMDs of Subsidiaries are held at subsidiaries - annually Marketing Team meets the customers frequently. On-line filing and redressal of customers 'complaints have been implemented. (Website - www.coalindia.gov.in)	Quantity and quality of Coal Delivery time Size of coal
Suppliers	Interactive meetings and sessions are held during tenders, Vendors meet regularly (at least once in a quarter)	NIT conditions Supply schedule Quality of items of supply
NGO	As per the guidelines prescribed by MOEF&CC	Impact of mining activities on the local community
Media	As per the guidelines prescribed by MOEF&CC	Impacts of mining activities on the community and country

**Table.5- Stakeholders' mode of engagement and key concerns**

### Materiality Analysis

Materiality assessment is an exercise in stakeholder engagement considered to collect insight on the relative importance of definite environmental, social and governance issues. The insight is generally used to inform sustainability reporting and communication strategies, but it also is helpful to strategic planning, operational management and capital investment decisions.

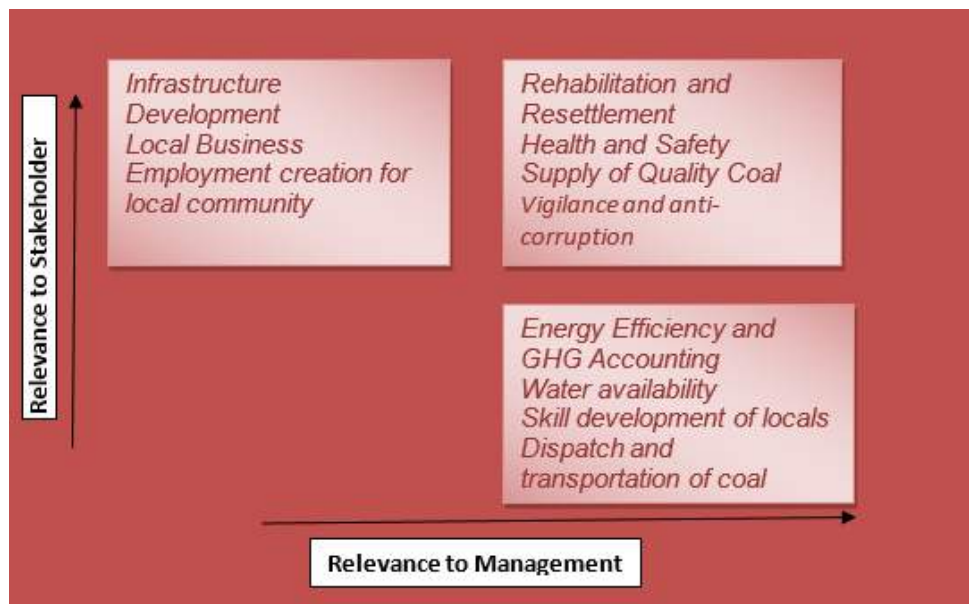
Materiality Assessments offer an instrument for prioritizing the issues that matter to our organization and our stakeholders. A materiality assessment helps a company make sense of the sustainability mapping and build a plan and procedures for focusing and acting on those issues that are of utmost priority for the business.

For the purposes of this report, CIL regard material sustainability topics as those that may affect the long-term success of our business, including our ability to create and preserve economic, environmental and social value, have the potential to influence the perception of communities of society by large, including those that make decisions and assessments based on our sustainability performance.

Our process is informed by guidance from the Global Reporting Initiative's Technical Protocol — Applying the Report Content Principles and from Account Ability's Five-Part Materiality Test.

Our assessment of the material aspects was based on the inputs and various engagements CIL has had during the year with different stakeholders. CIL prepared an extensive list of concerns stated by

our stakeholders. Based on this list CIL attempted to prioritise the most material aspects of the stake-holders. These aspects were then assessed qualitatively by our Management Team. Finally, CIL has come up with a materiality matrix that is an amalgamation of both the stakeholder perspective and management perspective. The materiality matrix determined was plotted on a 2X2 matrix and the aspects were plotted on the basis of their relevance to the management and their significant impact on the stakeholder.



Materiality Issues	Linkage with GRI Aspects	Aspect Boundary (Inside or outside the boundary)
Rehabilitation and Resettlement	Mining sector supplement, Biodiversity, Local Communities	Inside and outside
Supply of quality coal	Product and service labelling	Inside
Health and safety of employee	Occupational Health and Safety	Inside
Regulatory compliance	Compliance	Inside
Vigilance and Anti-corruption	Anti-Corruption	Inside
Energy Efficiency and GHG accounting	Energy , Emissions	Inside
Water Availability	Water	Inside
Skill development of locals	Local communities	Outside
Dispatch and transportation of coal	Transport, Value chain	Outside
Infrastructure Development	Local communities, Indirect economic impacts	Outside
Local Businesses	Indirect economic impacts	Outside
Employment creation for local community	Local Communities	Outside

Table.6 -Materiality Issues and Aspect Boundary

The Board of CIL approved a Risk Management Charter and created a Risk Register to build up a strong Risk Management Culture within CIL in achieving company's goals and objectives. As per the Risk Register, different risks were identified for CIL and its Subsidiaries, and Risk Owner and Risk Mitigation Plan Owner were nominated for each risk identified to ensure continuous monitoring and mitigation thereof. A Risk Management Committee, a Sub-Committee of CIL Board, has started functioning from this financial year.

A Consulting Agency has been engaged for implementing the governance process designed in the Risk Management Framework at CIL and its Subsidiary Companies. The Consultant will cover all aspects and issues regarding Risk Management and ensure achievement of the objectives of:

- i) Updated Risk Registers for CIL and its Subsidiaries
- ii) Risk prioritization ('Risks That Matter')
- iii) Risk Mitigation Plan formulation for updated 'Risks That Matter'.

The Agency has facilitated updates to Risk Registers and risk prioritization for CIL and its Subsidiary companies. Key Risks which are common across the Subsidiaries and those risks which are specific to one or more Subsidiaries have also been identified. Formulation of mitigation plans for key risks is under finalization.

### **Risks and Concerns**

CIL has a comprehensive Risk Management Framework in place. The Board of CIL had approved a Risk Management Framework for the Company, which consists of (a) a process to identify, prioritize and formulate mitigation plans for prioritized risks, and, (b) a framework of roles & responsibilities of various officers, Committees and the Board, in discharging the risk management process, periodicity of reporting (Risk Management Calendar) and related templates and enablers. As part of this Risk Management Framework, risk owners and mitigation plan owners have been identified for each risk and corresponding mitigation plans to ensure continuous risk monitoring and risk mitigation. Risk Management is a continuous journey to align the objectives and vision of CIL through regular risk-managed business operations.

### **Other Risks and Mitigation**

Material aspects were identified and strategies for effective risk assessment and mitigation program were laid for longevity of our business. The issues both relevant to management and stakeholders of highest priority are mentioned below:

### **Rehabilitation and Resettlement**

Coal mining location is based on geological factors and is very much site specific. Opencast mining, in general, involves acquisition of large tracts of lands. This eventually leads to involuntary displacement of inhabitants (Project affected People – PAPs) who are native/residents of the area in question. Rehabilitation and resettlement plays a major role in CIL's long term business goals by creating a bond and cordial relations with the local society. After enactment of The RFCTLARR Act 2013 (Popularly known as Land Acquisition Act), providing of R&R benefits to PAPs is a statutory obligation.

Subsidiaries of CIL is providing liberal and attractive benefits to the project affected persons/families which includes adequate compensation, direct employment, suitable rehab site with necessary infrastructure facilities etc.

From 1987-88 till 31<sup>st</sup> March 2018, CIL has provided 52581 employments to land oustees against land acquisitions across subsidiaries of CIL and 2847 no. of land oustees have been offered employment in 2017-18.

### Supply of Quality Coal

Our consumers mainly from Power sector require supply of coal on time and of a good quality. Retaining Consumer's loyalty is an important aspect for successfully staying in business. In this reporting period, CIL has planned to set up 18 new washeries with state-of-the-art technologies in the field of coal beneficiation with an aggregate throughput capacity of 95.6 MTY. Total 109 no. of Surface Miners (both departmental and hired) were deployed by CIL for selective mining at the major OC mines to improve quality of coal. Action is being taken for deployment of more continuous miners and surface miners in other CIL mines where geo-mining condition permits their usage.

## Surface Miner (SM) Production vis-a-vis Total Opencast Coal (OC) Production (Mt)

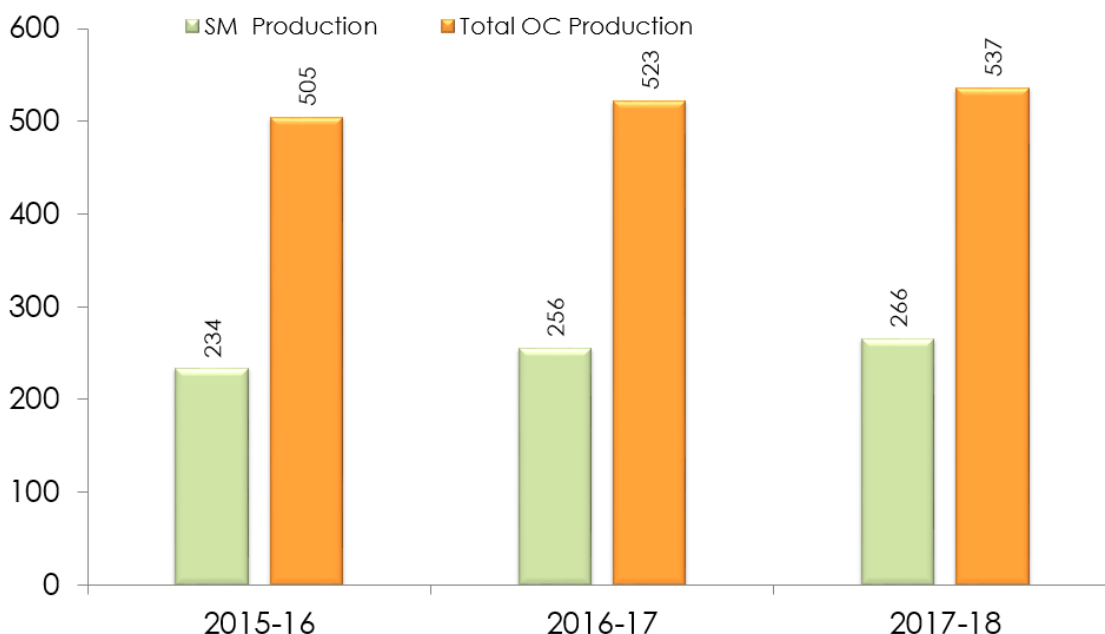


Fig. 19- Production through Opencast Mining & Surface Miner

### Health and Safety

Bearing in mind that mining has inherent risks to health and safety and to foster a safe and healthy work environment, CIL is continuously working for social well-being of stakeholders and in the areas related to mining methods, strata control, and mine safety, etc. CIL has deployed adequate numbers of trained manpower for ensuring safety in mining operations. A well-structured and multi-disciplinary Internal Safety Organization (ISO) has been established in each of the subsidiaries of CIL to

monitor the implementation of CIL's Safety Policy. Safety and Wellness at work is integral to our operational discipline.

In tandem with technological advancement of mining operations, CIL has been ensuring and upholding miners' safety through close collaboration of management, employees, the regulator (DGMS) and Trade Unions.

### Regulatory Compliance

Compliances are a must for any mining organization. CIL understands the criticality of deviating from desired regulations in terms of long term continuity of our operations. Hence, for good business conduct CIL adheres to all essential regulatory norms and meets the necessary compliances. Before operationalizing of any new project CIL ensures that necessary clearances, (including environmental clearance and forest clearance), have been obtained, Environment Impact Assessments conducted, and potential effects on all stakeholders analyzed.

### Economic Performance

Out of India's total coal production in the Financial Year 2017-18, the share of CIL is around 84%. So, the impact of CIL on Indian economy can be easily equated with the impact of coal sector in Indian economy. India is the world's third largest energy consumer and its energy use is projected to grow at a rapid pace supported by economic development, urbanization, improved electricity access and an expanding manufacturing base.

CIL and its subsidiaries have achieved an aggregate Pre-Tax Profit of Rs. 10,726.44 Crores for the year 2017-18 against a pre-tax profit of Rs. 14,446.33 Crores (restated) in the year 2016-17. CIL as a whole had achieved a total comprehensive income of Rs. 7652.73 crores in 2017- 18 compared to Rs. 9361.77 crores in 2016- 17 (restated). CIL received Rs. 80.79 Crores financial assistance as subsidies in the reporting financial year.

In the light of Paris Protocol and consequent upon changes in world energy sector scenario, CIL is looking forward to diversify its operations towards Renewable energy like Solar Power and Clean Energy sources like CMM, CBM, CTL, UCG etc. following the directives of GoI. Following to that mission, MoC/CIL is in the process of formulating 'Vision Document 2030' to decide upon future course of operation for sustainable entity in the nation's energy sector.



Fig. 20- Preventive maintenance of equipment

The highlights of performance of Coal India Limited Consolidated for the year 2017-18 compared to previous year are shown in the table below:

In Rs. Crores			
Direct Economic Value Generated	<b>2017-18</b>	<b>2016-17 (Restated)</b>	<b>2015-16</b>
Revenue (through core business segments)	131324.61	125239.06	110636.84
Other Income (through non-core sources)	4658.32	5324.21	5940.58
<b>Total</b>	<b>135982.93</b>	<b>130563.27</b>	<b>116577.42</b>
Economic Value Distributed			
Operating cost	33659.11	32433.71	30648.95
Personnel expenses (wages+benefits)	42633.60	33522.88	30126.78
Interest Charges	431.79	409.18	386.16
Taxes and royalties (given to various govt. wherever business units are located)	53561.02	56664.42	39522.22
Dividends (payments to capital providers)	10242.24	12352.76	17306.84
Donations (political parties/politicians)	-	-	-
Community development/CSR investments	483.78	489.67	1082.16
<b>Total</b>	<b>141011.54</b>	<b>135872.62</b>	<b>119073.11</b>

Table.7 -Economic Value Generated

### Trade Receivables

Trade Receivables i.e. net coal sales dues outstanding as on 31.03.2018, after providing Rs. 1778.37 crores (previous year Rs. 2013.99 crores) for bad and doubtful debts, was Rs. 8689.16 crores (previous year Rs. 12476.27 crores) which is equivalent to 0.82 months gross sales of CIL as a whole (previous year 1.05 months).

### Coal Production

Production of raw coal was 567.37 Mill Te during 2017-18 compared to 554.14 Mill Te during 2016-17. Coal production from underground mines in 2017-18 was 30.54 Mill Te compared to 31.48 Mill Te during 2016-17. Production from opencast mines during 2017-18 was 94.62% of total raw coal production.

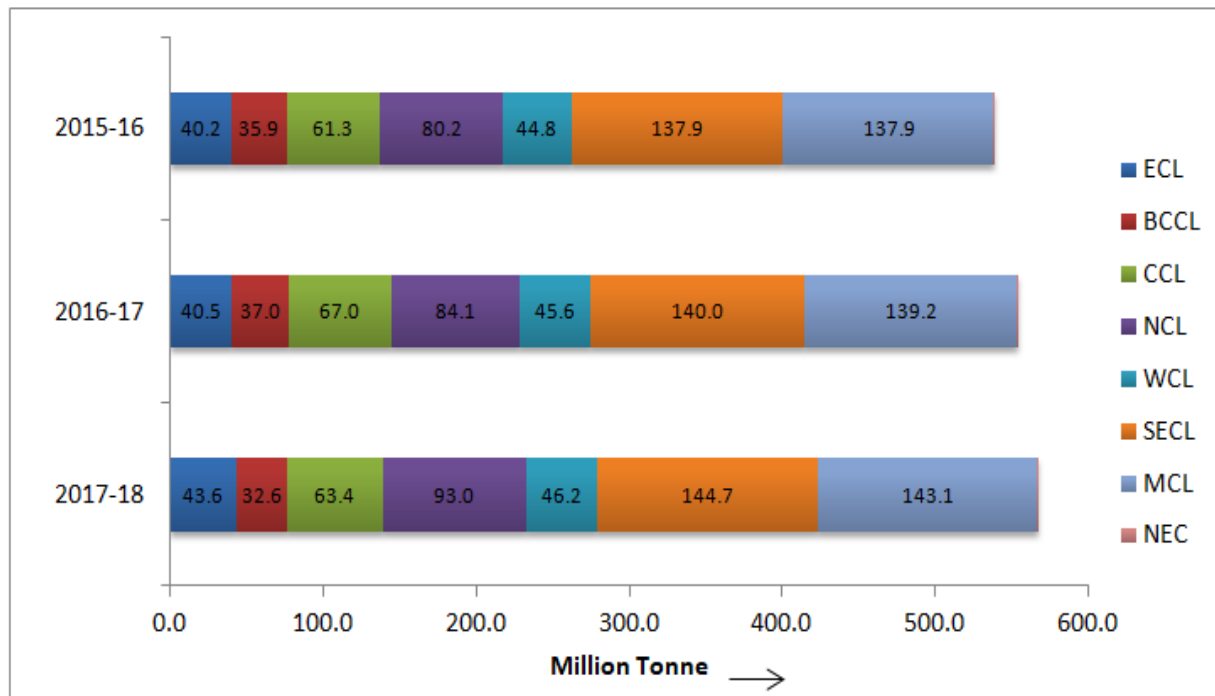


Fig.21- Coal Production (in MT) at CIL during last three years

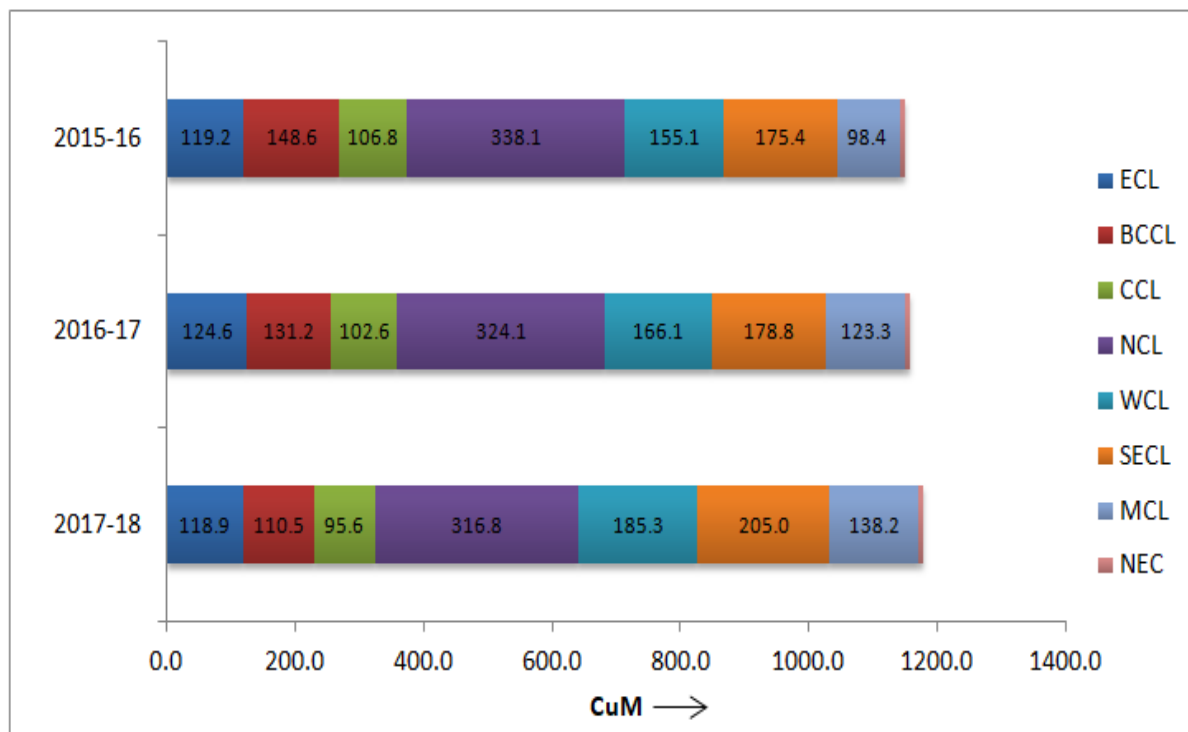


Fig.22- OB removal at CIL during last three years

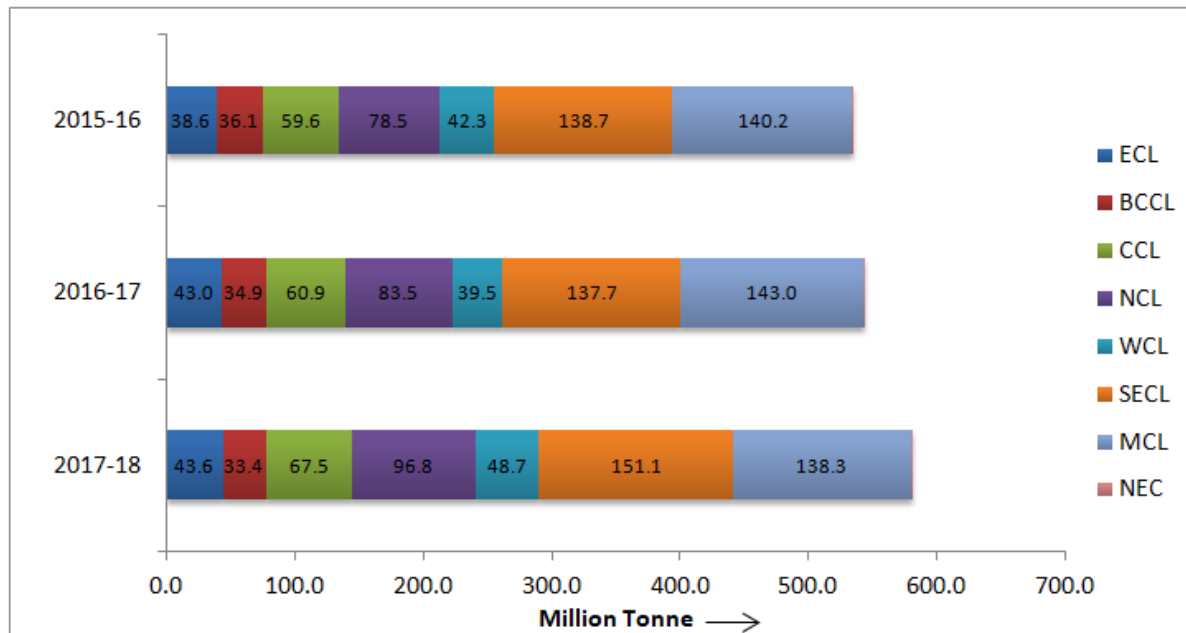


Fig.23- Coal offtake at CIL during last three years

### Coal Transportation

In the year 2017-18, CIL dispatched 581.48 Mt of Coal & Coal Products against the AAP target of 601.18 Mt i.e. an achievement of 96.7%. CIL has dispatched 39 Mt of coal and coal products more than last year with a growth of 7.2%.

454.22 Mt of coal and coal products, including dispatches under special forward e-auction was dispatched to power utilities against the target of 452.24 Mt. This is 28.8 MT more than last year's dispatch of 425.40 MT, which also included dispatches under special forward e-auction to power, resulting in a growth of 6.8%.

Overall wagon loading materialization was 92.8 % of the target. Wagon loading performance for CIL in FY 2017-18 is 92.8 % achieved. This was achieved due to sustained efforts and regular coordination with railways at different levels. The increase in loading over last year was of 7.2 rakes per day. Company wise performance showed that ECL, NCL, WCL & NEC outperformed its target. ECL, CCL, NCL, WCL & NEC exceeded last year's level of loading.

### Coal Marketing

Supply of coal was made to various consumers including Power Sector under the applicable provisions of New Coal Distribution Policy. Due to overall deficit in availability of coal considering the projected coal production from domestic sources and commitments made through signing of FSAs/issuance of Letter of Assurances (LOA), supplies under FSAs has been pegged at various level of commitments (trigger). Power sector being the major consuming sector having significant importance in the economy, supplies to power sector has been guided as per the various Government directives and policies.





Fig.25- Vendors Meet at CIL

In order to monitor coal quality, a portal UTTAM (Unlocking Transparency by Third Party Assessment of Mined Coal) has been launched by CIL to capture entire life cycle of sample. With the help of the portal, information of coal quality on regular basis will be accessible to both Coal Cos. and Consumers.

The guidelines / SOP issued by MoC vide letter dated 26.11.2015 on third party sampling at loading ends has already been implemented through Central Institute of Mining and Fuel Research (CIMFR). Sampling and analysis covering supply of about 529 Mt on annual basis to power utilities has been taken up by CIMFR across various loading points of coal companies.

Electronic weighbridges with the facility of electronic printout have been installed at rail loading points to ensure that coal dispatches are made only after proper weighment. Coal Companies have also taken action for installation of standby weighbridges to ensure 100% weighment.

22 Auto Mechanical Samplers (AMS) are also working in subsidiary coal companies for coal sampling, eliminating chances of biasness in sampling process. Procurement of further AMS is under process. The process has been initiated to do a pilot study for deployment of Augur Sampling equipment to draw samples without human intervention.

In order to ensure consumer satisfaction and resolve consumer complaints, special emphasis has been given to quality management and redressal of consumer complaint. On-line filing and redressal of complaints have been implemented. A total of 3 pending grievances were carried forward from 2016-

17 for redressal. Fresh online grievances received in 2017-18 were 30. In total, 30 cases were resolved in CIL during 2017-18 and remaining 3 cases were forwarded to the succeeding year for redressal.

### **Managing Supply Chain**

CIL plans and executes as a socially responsible company. CIL promotes local suppliers which plays an important role in developing local economy. CIL ensure that suppliers and contractors are screened as per statutory labour practices.



**Fig.26-Buyer-Seller Meet in CIL**

### **Initiation of E- tendering Procurement Mechanism**

As CIL engages with world class suppliers, CIL tries to come up with strategies which help in making the system hassle free and strengthen our supply chain. For the same, CIL has initiated an e –tender procurement proceeding being done after confirmation of eligibility criteria and TPS from the Technical Department. This mechanism allows supply is being made directly to the subsidiary companies as per their requirement from time to time. Vendor selection is done when the party meets the eligibility criteria and accepts the commercial terms & conditions of the NIT.

CIL is also undertaking various vendor engagement initiatives where vendors are invited for their active participation which includes the buyer seller meet which is organized by the Vigilance Division from time to time for awareness of the Procurement System adopted towards procurement of goods at CIL level. CIL organizes pre-bid meetings with the vendors from time to time for awareness of the system as the vendors of equipments in demand such as HEMM, Explosives and OTR Tyres are limited. In addition, regular training of the new system of procurement to the vendors is also being provided by us.

## Environmental Performance

### Commitment on Environmental Sustainability

CIL's objective is to achieve its coal production target in a sustainable manner, finally ending with mine closure leaving the land suitable for utilization by future generation. CIL's mining activities and operational decisions constantly take account of environmental concerns. At present, 267 no. dedicated environmental engineers are looking after the environmental aspects of CIL's operations. The Environment Policy of CIL has been approved by CIL Board in the year 2012 and currently under process of review for updating. CIL has spent Rs. 122.86 Crore towards "Environmental and Tree Plantation Expenses" in 2017-18 in comparison to Rs. 116.28 Crores in 2016-17.

### CIL's approach

Every mine requires a detailed environment impact assessment to be carried out considering pre and post mining operations for preparing EMPs which are discussed in detail by the Environmental Appraisal Committee (EAC) of experts under MoEF&CC. On the basis of the discussions, EAC recommends or rejects the case and accordingly Environment Clearance (EC) is granted by the MoEF&CC to us.

While granting EC, MoEF& CC lays down certain conditions/ mitigation measures for implementing the EMPs which are followed by CIL in letter & spirit.

CIL monitors the compliance of the conditions laid in the EC conditions and reports the same regularly to MOEF&CC and SPCB.



Fig. 27-Van Mahotsava 2018 - A festival of Life celebration

**Various measures being taken are as follows:**

**a. Land reclamation and its monitoring by Remote Sensing Survey**

With a view to minimize the impacts of mining on land and make it available for alternative use in future, a comprehensive plan to rehabilitate all land disturbed by mining operations has been built in the project planning stage itself. The external over burden dumps created during the initial opening of the mine cuts are also being converted into vegetative one thereby controlling soil and air pollution.

With the above in mind, reclamation and afforestation activities are carried out continually to reclaim the dump and backfilled areas both physically and biologically to control soil erosion and also to give a green cover to the barren dump yard and backfilled areas to bring back the fauna and flora. The land is reclaimed for agricultural, horticulture crops and development of forestry, pasture land etc.

CIL has engaged Indian Council of Forest Research and Education (ICFRE) to carry out an environmental audit of 20 Open Cast mines of various subsidiaries of Coal India Ltd in 1st phase to evaluate the status of E.C conditions. ICFRE has submitted the draft report which is under examination by CIL and its Subsidiaries.

Further CIL has awarded a job to ICFRE in 2017-18 for developing, approach and methodology for index rating of environmental conditions etc of selected 35 mines which produces more than 5 Mm<sup>3</sup> (Coal+OB) per annum.

**b. Tree plantation:**

Extensive tree plantation programme is undertaken every year by the CIL and its Subsidiaries. Avenue plantation, plantation on the OB dumps, plantation around mines, residential colonies, and available land is undertaken in existing as well as new projects. Since inception, CIL has planted around 96 million trees in an area of 38,378 Ha. till March 2018.



**Fig. 28. Van Mahotsava 2018 - A festival of Life celebration**



**Fig. 29. Massive Plantation in CIL Mine**

**c. Air Pollution control measures:**

CIL is taking effective dust suppression measures in all mines through mobile and fixed sprinklers on haul roads and other dust generation areas. The other emphasis areas are black topping of roads, compulsory covering of coal transport trucks, avenue plantation and dense afforestation on all vacant areas.

As a trial, in one project tube conveyor has been installed substituting road transport. A collaborative R & D project on haul road dust dispersion and its control has been initiated for a mine of CCL.

CIL monitors the ambient air quality in and around the mine site on a fortnightly basis with a Continuous Ambient Air Quality Monitoring Station. CAAQMS are installed in four locations of SECL, one location in MCL and one location in WCL. CAAQMSs are being installed at three locations in BCCL, one in WCL and one in NCL. CIL has agreed to install 16 CAAQMS in different cities of the country as decided by CPCB. During the year, the emissions from different monitoring stations have been recorded and are elucidated in the table on the right.



Fig. 30-Dust Controlling Arrangement in CIL Mine

S.NO	Site Location	SO <sub>2</sub> (ppb)	NO <sub>2</sub> (ppb)
1	Amrapali	<25	<6
2	Barkakana	<25	<6
3	Dhori	<25	<6
4	Hazaribagh	<25	<6
5	Kathara	<25	<6
6	Magadh	<25	<6
7	North Karanpura	<25	<6
8	Piparwar	<25	<6
9	Rajhara	<25	<6
10	Rajrappa	<25	<6

Table.8-Concentration of SO<sub>2</sub> and NO<sub>2</sub> at different locations for the year 2017-18



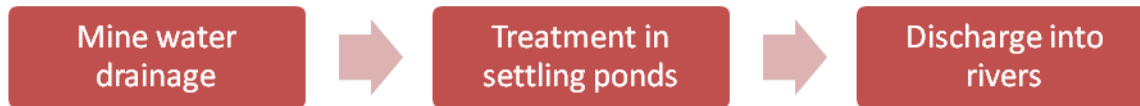
Fig. 31- Various measures to tackle air pollution



Fig. 32- Dust Suppression

**d. Water pollution Control measures:**

All mines as per their EC Conditions have effluent treatment plants for cleaning waste water, garland drains to collect runoff water and siltation ponds for settlement of sediments in mine water. There are total 32 ETPs, 27 DETPs and 50 Workshop ETPs functional in CIL.



**Fig. 33 -Mine water drainage system at CIL**

Most of the mines are adopting rain water harvesting and wherever needed, are recharging ground water through boreholes or recharge wells. In a few mines, installation of piezometers indicates that the ground water level has increased due to mine water recharge. There is total 118 rain water harvesting projects in CIL out of which 8 projects were created in 2017-18.



**Fig. 34-Efluent Treatment Plant**

Only from a few mines the problem of acid mine drainage has been reported. Where such report comes, CIL takes measures for neutralizing the acidic component (as per CPCB Guidelines) before allowing the mine discharge to get outside the mine leasehold.



**Fig. 35-Mine Water to Drinking Water-Coal Neer**

The objective of CIL is for maximum utilization of Mine Water for community use. Average mine water discharged from CIL mines is around 5443.46 Lakh m<sup>3</sup>/year. Accordingly, steps have been taken for making water available round the year to the community for irrigation and other domestic uses. Through all its projects, CIL has reached a total number of 8.9 Lakh beneficiaries.



**Fig. 36- R O Plant in ECL**



**Fig. 37- Creation of waterbody**

**e. Noise pollution Control measures:**

Noise pollution is created due to operation of HEMM deployed and Workshops, CHPs and due to blasting operations. This is reduced by-

- i. Proper maintenance of equipment to minimize vibration;
- ii. Green belt provided around the mine as well as residential area;
- iii. Controlled Blasting 8.5 blasting in only day time;
- iv. Stress on use blasting free technology of Surface Miner, Continuous Miner & High Wall mining in coal mines and bucket wheel excavator in lignite mines;
- v. Ear Muff or Ear Plugs provided to Workers at highly noisy areas;

**f. Mine Closure Plan:**

As on 31<sup>st</sup> March, 2018, 453 MCPs have been prepared in CIL out of which 449 MCPs have already been approved by the Board of Subsidiary Companies and Rs. 6289.31 Crores has been deposited in 427 no. of Escrow Accounts and Rs. 183.09 Crores have been released from Escrow fund against execution of Mine Closure activities.

**g. Efforts to conserve bio-diversity.**

Tree Plantation on reclaimed back filled areas & external Over Burden (OB) dump areas, plantation in and around mines, road sides, township / residential areas, available vacant spaces and implementation of conservation plan for protection of flora & fauna are carried out as per EC /FC.

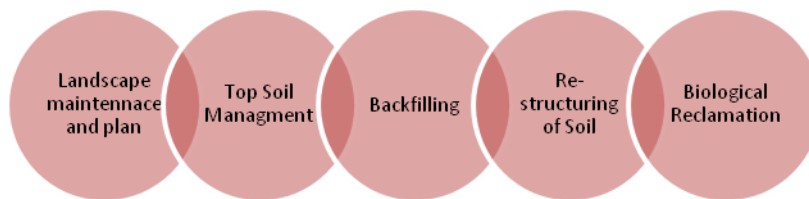
This is apart from the payment made for compensatory afforestation to Forest departments against equal non-forest land or double the degraded forest land as identified by State Govt. Such massive plantation activities have created many manmade forests in mining areas where there were no forests earlier.

Since beginning, the coal and lignite companies have under taken the plantation work. The plantation work has been carried mainly through concerned State Forest Corporations. Keeping native bio-diversity in mind, we plant indigenous plants to preserve the native eco-system.

The main objective of land-use and reclamation in mined out areas is to identify the land for successful ecosystem development and to minimize the impact to the local environment after a mine is closed. The reclaimed land must meet the key goal of sustainability, which is the protection and continuation of the land use alternatives for future generations. CIL has considered proper reclamation (both technical and biological) and mining site closure. Satellite Surveillance for land reclamation was given the requisite thrust by partnering with the National Remote Sensing Centre, Hyderabad. Satellite Surveillance has been introduced for all the open cast mines in order to monitor the land reclamation activities of the mining sites. This has been done in order to comply with the MoEFCC stipulations as well as for progressive mine closure monitoring.

*Land Restoration / Reclamation monitoring of 50 Opencast Coal Mines Projects of CIL producing more than 5 million cum (Coal+OB) based on Satellite Data for the Year 2017-18.*

***The steps for the land reclamation includes: -***



**Fig.38- Steps taken for land reclamation at CIL**



**Fig. 39. Large Scale Plantation**

Scientific studies, principles and approaches have been conducted in order to select suitable species of plants for each coalfield with a sustainable sequence of reclamation from grass to shrubs, and trees. The aim is to develop sustainable and ecologically healthy land. Top soil has been recognized as an invaluable natural resource. Management of top soil is important as to increase the soil nutrient and microbes. This has been done especially for regeneration of the regional ecology with measures ranging from effective Bio-reclamation of disturbed land. For this, the Forest Research Institute has been engaged by CIL to gain a partner whose rich expertise in the field of eco-restoration can help in the reclaimed areas. Re-vegetation constitutes accepted and useful way to reduce erosion and protect soils against degradation during reclamation. Therefore, the whole land reclamation process restores the ecological integrity that makes degraded land soils productive.



Fig. 40- Eco-parks & Water Body

Vegetation is the most appropriate method for land restoration and it is achieved through a systematic process. Re-vegetation of mined-out areas depends on the chemical and physical traits of the land. To haul out the better result, CIL is making efforts in order to understand the ecological variables which have to be considered while selecting suitable species for plantation. These are; their capacity to stabilize soil, increase soil organic matter and nutrients, and facilitate the under-storey development.

CIL has always fostered and cultivated a culture to achieve greener footprint and nurtured afforestation in various mines. Eco Parks have been developed in many of the mined out areas. Some of the examples are enlisted below.

- Gunjan Park of ECL
- Ananya Vatika of SECL
- Nigahi of NCL
- Saoner of WCL
- Kayakalp Vatika in CCL
- Rajarappa Eco Park in CCL



Fig. 41- Eco-park – Saoner in WCL

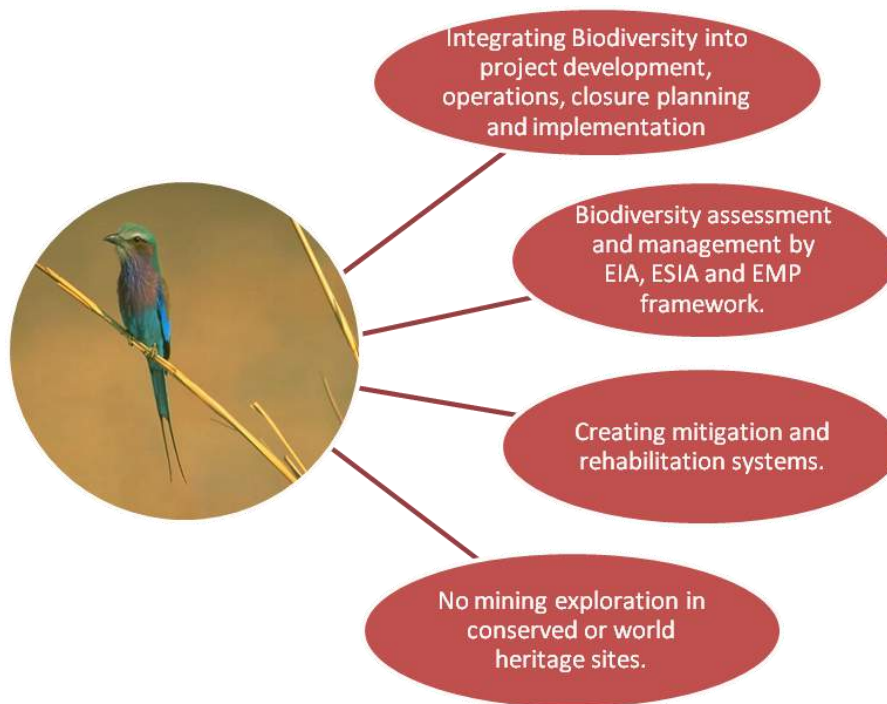


Fig. 42- Steps to retain Biodiversity

Multispecies plantations with a proper mix of timber yielding, fruit bearing, medicinal and other useful varieties are being used in CIL for the purpose.



Fig. 43- Major impacts due to mining at CIL

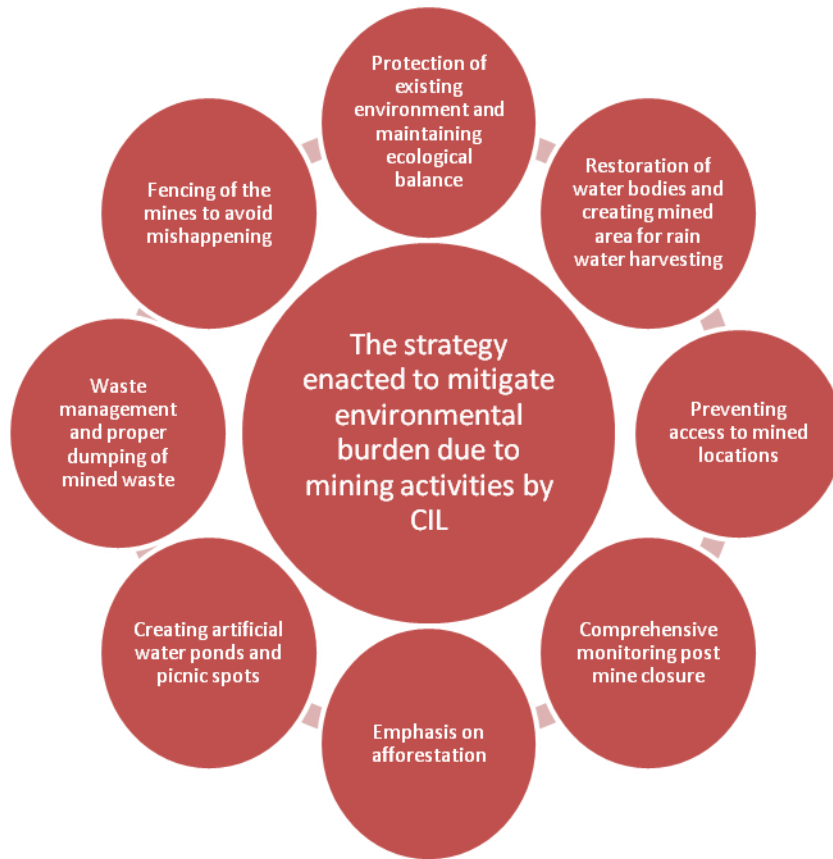


Fig.44- The strategy enacted to mitigate environmental burden due to mining activities by CIL

### Energy Supply and Conservation

Almost 70% of electricity generation in India is through thermal power plants. Coal is a dominant commercial fuel to meet the demand. A small amount of energy comes from Green Energy or Nuclear Energy, leading to high level of dependency on coal as a fuel to produce energy for industrial and social requirements.

CIL is striving to meet the energy requirement of the country with minimum adverse impact to the environment. The focus has been given to improvement of the energy efficiency. Coal Mining operations are very energy-intensive processes and involve the use of high amount of fuel and electricity. The extraction of coal, transportation and other processes require energy. While the fuel consumption is due to the usage in our HEMMs, an insignificant quantity of the same is also used for the DG sets. There are considerable efforts made to improve the consistency of metering data for energy consumption. CIL and its subsidiaries have automated measuring systems for dispensing of fuel. As an environmentally aligned organization, CIL is aware of climate change as one of the most critical challenges. CIL has a great responsibility to provide affordable energy with minimum carbon footprint by implementing modern technology. Reducing energy consumption in CIL mines helps in reducing green house gas emissions.

### Specific Energy Consumption (kWh/te)

Conservation of energy has always been a priority area and CIL/Subsidiaries have extensively exercised various measures towards reduction in specific energy consumption.

Coal production during 2017-18 was 567.37 Million Tonnes vis-à-vis 554.14 Million tonnes in 2016-17 with a growth of 2.39% from previous year. Electricity consumption during the same period i.e 2017-18 was 4605.70 Million Units with a reduction of 5.8% compare to previous year (4888.78 Million Units). Overall average Specific Energy Consumption at CIL during 2017-18 was 8.12 kWh/te vis-à-vis 8.82 kWh/te during 2016-17 with a reduction of 7.9 % from previous year. All the subsidiaries of CIL endeavour to maintain this trend of reduction in specific energy consumption (kWh/te) as depicted in the Figure below:

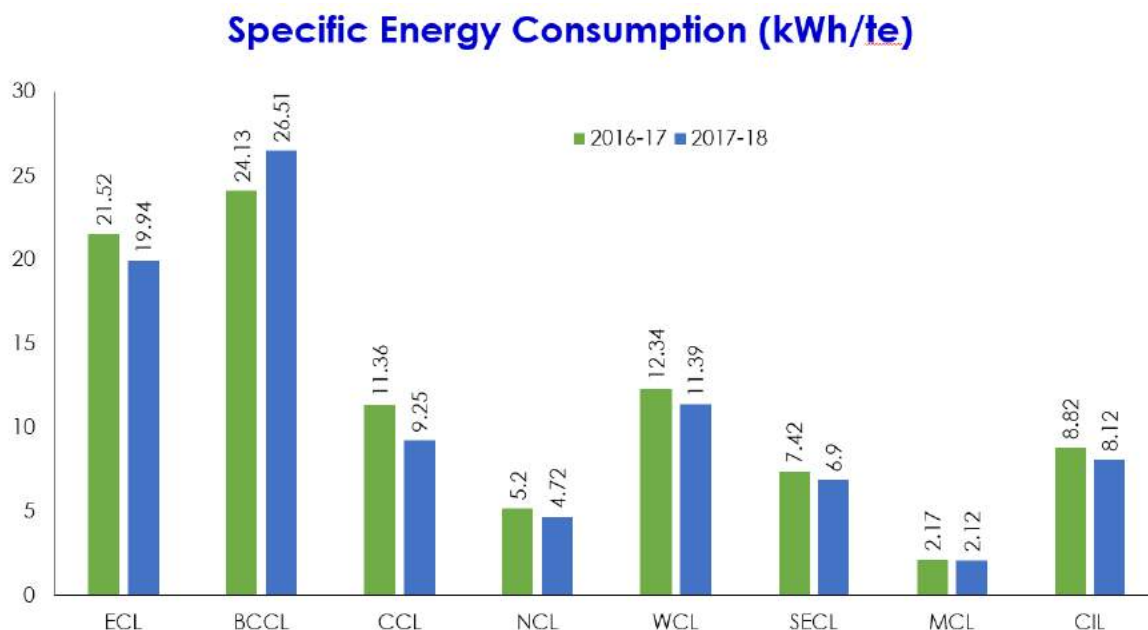


Fig.45- Specific Energy Consumption (kWh/te)

### Solar Energy

CIL and its Subsidiary Companies are also pursuing use of alternative energy sources. CIL has submitted Green Energy Commitment letter to MNRE for developing 1000 MW Solar Power Projects. For implementation of these projects, CIL has signed MoU with Solar Energy Corporation of India (SECI). In the 1st phase, tender was floated for setting up of 2x100 MW Solar PV projects in the state of Madhya Pradesh. But, due to current downward trend in prices of solar projects and availability of land in Madhya Pradesh Solar Park, the tenders were cancelled and retendering of above projects by SECI is under process. CIL's initiatives have resulted in installation of more than 3.2 MW capacity solar projects in CIL HQ and its Subsidiary Companies.



Fig. 46- Roof Top Solar Plant at CCL

### **Waste Management**

Mining industries generate a large amount of waste in the process of extraction which is a great threat to the environment. CIL carries out regular study in accordance with the application of latest technology in order to create sustainable growth for the surroundings. Once the coal has been extracted, various kinds of wastes such as solid waste, mine water, process waste, suspended air particulate matter, instrumental waste, burnt oil and oil spills, tailings, sludge etc are left behind and have to be neutralized or dumped in secure enclosures for minimal impact on environment.

*Strategies for improvements in existing waste management and its incorporation in the overall development plan for the mine.*

*Adopting improved disposal methods.*

*Preventive measures for waste disposal.*

Hazardous materials, used oil and explosives are managed appropriately and the same is reflected in our Environmental Audit Statement that is submitted to the Central Pollution Control Board and State Pollution Control Board in Form -V. No coal spillage and oil spillage were reported during the reporting year. CIL has an agreement with third party for proper disposal of hazardous waste and the responsibility of its subsidiaries through the state government ensures minimum human or environmental impact.

## **Social Performance**

CIL believes that the performance of an organization must be measured in terms of the value it creates for the society. Organizations that embed sustainability into their strategies can create substantial stakeholder value through innovative development models that simultaneously generate sustainable livelihood opportunities as well as create a positive environmental footprint. CIL is totally committed to foster health, safety and well-being of employees by building a unique culture of their empowerment and enrichment and also to collaborate with communities towards social interventions in the identified thrust areas.

## **Management Approach**

An organization's output is only the sum total of its employee's endeavors. CIL has actively fulfilled the social responsibility, made new efforts and obtained new achievements in aspects of value creation, safe production, environmental protection, science and technology innovation, staff care, community building etc.

CIL's Human Resource agenda is primarily focused on strengthening four key areas:

- Building a robust and diverse talent pipeline
- Enhancing individual and organizational capabilities for future readiness
- Driving greater employee engagement
- Strengthening employee relations further through progressive people practices

The Human Resource Department supports the business operations and helps in enhancing performance parameters for each employee. Efforts for skill mapping, skill assessment, performance assessment, gap analysis that enables training plan identification, customized for each workman and priority areas, are undertaken on a regular basis. CIL is also committed to support the Skill India Mission of Govt. of India.

## **Workforce**

CIL measures growth not just in terms of the value it delivers to its customers, but also in terms of the growth of its employees. The company believes that the welfare of its employees is integral to its vision to become a vibrant organisation. CIL recognizes that its employees are the key to its continued expansion and growth. Therefore, the Company puts a great deal of emphasis on talent acquisition, development, retention and motivation.

The total manpower of the Company including its subsidiaries as on 31.03.2018 is 298757 against 310016 as on 31.03.2017. CIL follow the DPE guidelines for the recruitment of Directors and Senior Management for positions of GM and above. Of the existing Directors, eight of our Directors are above the age of 50 years whilst three of them are above the age of 60 years. In total, 1,28,846 contractual employees are also deployed in various activities in CIL.

## Manpower: Category-wise

Company	Male		Female		Total
	Executive	Non-executive	Executive	Non-executive	
ECL	2122	55708	95	3871	61796
BCCL	2069	42863	126	3689	48747
CCL	2244	34877	157	3499	40777
WCL	2300	40704	175	2484	45663
SECL	2941	52134	139	2929	58143
MCL	1790	18702	93	1846	22431
NCL	1703	12773	60	496	15032
NEC	90	1312	9	124	1535
CMPDI	847	2295	84	153	3379
DCC	22	271	3	27	323
CIL HQ	411	363	78	79	931
<b>TOTAL</b>	<b>16539</b>	<b>262002</b>	<b>1019</b>	<b>19197</b>	<b>298757</b>

Table.9-Manpower Category-wise

## Employee Diversity

CIL believes that diversity at the workplace positively impacts work performance and work environment through superior consumer-centricity, innovative ideas and better employee engagement. The intent is to ensure that there is no discrimination in compensation, training and employee benefits, based on caste, religion, disability, gender, sexual orientation, race, color, ancestry, marital status or affiliation with a political, religious or union organization or majority/minority group. There is no discrimination between male and female employees. CIL's recruitment and selection processes are geared towards enabling representation from across regions, ethnicities, religions and different social back ground. 94.12% of CIL's employment are covered under NCWA, once in 5 years.

As on 01.01.2018, 0.23% of CIL's total work force amounting 685 people are with disabilities in CIL. In total, 137 persons from Minority community were employed during the year 2017 – 18.

The ratio of the basic salary and remuneration of women to men is 1:1. For payment of salary and wages, CIL follow the NCWA for Non Executives and specified pay scales for Executive cadre employees with no discrimination on the basis of gender.

## Recruitment

During the Financial Year 2017-18, CIL has inducted fresh talent into the organization, at the entry level, 936 Management Trainees selected through MT-2017 Open Advertisement and 207

Management Trainees selected through Campus Recruitment have joined. They have been imparted induction training and posted to different subsidiaries based on manpower requirement.

During the current financial year, CIL continued with Campus Recruitment of Management Trainees in various disciplines and 46 candidates are selected till Mar' 2018 against 82 vacancies. Selection process is underway to fill up the remaining vacancies. The selected candidates from campuses would be offered appointment to join the company in July-August 2018 on passing out their final course.

Further, CIL has also promoted 20 Non-executive level employees into Executive cadre through Departmental selection/promotion process.

**Increase –Decrease statement of Manpower as on 01.04.2018 (Total workforce by employment type, employment contract, region, age group and gender)**

<b>Factors of increase</b>	ECL	BCCL	CCL	WCL	SECL	MCL	NCL	NEC	CMPDI	DCC	CIL(HQ)	<b>TOTAL</b>
Compassionate/Other employment	384	392	582	334	426	139	87	0	35	1	1	<b>2381</b>
Appointment of land losers	422	12	172	1008	254	961	18	0	0	0	0	<b>2847</b>
Fresh Rectt.	177	263	352	95	290	126	400	17	64	1	2	<b>1787</b>
Reinstatement	4	26	5	0	1	3	0	0	1	0	0	<b>40</b>
<b>TOTAL INCREASE</b>	<b>987</b>	<b>693</b>	<b>1111</b>	<b>1437</b>	<b>971</b>	<b>1229</b>	<b>505</b>	<b>17</b>	<b>100</b>	<b>2</b>	<b>3</b>	<b>7055</b>
<b>Factors of decrease</b>	ECL	BCCL	CCL	WCL	SECL	MCL	NCL	NEC	CMPDI	DCC	CIL(HQ)	<b>TOTAL</b>
Retirement	2397	2557	1582	2861	3322	671	739	146	198	51	64	<b>14588</b>
Resignation	41	29	20	64	82	51	22	0	21	0	0	<b>330</b>
Death	640	358	448	316	419	126	71	27	9	3	1	<b>2418</b>
Medically unfit/VRS	66	51	209	0	3	0	2	3	0	0	0	<b>334</b>
Dismissal/Termination/ Separation/Removal etc.	49	46	155	145	133	28	24	2	2	2	0	<b>586</b>
<b>TOTAL DECREASE</b>	<b>3193</b>	<b>3041</b>	<b>2414</b>	<b>3386</b>	<b>3959</b>	<b>876</b>	<b>858</b>	<b>178</b>	<b>230</b>	<b>56</b>	<b>65</b>	<b>18256</b>
<b>Net Position</b>	ECL	BCCL	CCL	WCL	SECL	MCL	NCL	NEC	CMPDI	DCC	CIL(HQ)	<b>TOTAL</b>
	<b>-2206</b>	<b>-2348</b>	<b>-1303</b>	<b>-1949</b>	<b>-2988</b>	<b>353</b>	<b>-353</b>	<b>-161</b>	<b>-130</b>	<b>-54</b>	<b>-62</b>	<b>-11259</b>

**Table .10-Increase/Decrease Statement of Manpower**

New Employee Hires in the Reporting Period (Executives)									
By Region (Permanent Employees)									
Company	2017-18			2016-17			2015-16		
	Male	Female	Total	Male	Female	Total	Male	Female	Total
ECL	114	11	125	59	7	66	49	2	51
BCCL	170	8	178	27	5	32	39	4	43
CCL	193	19	212	51	4	55	42	9	51
NCL	165	8	173	63	2	65	56	0	56
WCL	98	11	109	48	9	57	44	11	55
SECL	101	7	108	50	6	56	30	5	35
MCL	114	8	122	58	0	58	47	8	55
CMPDIL	54	24	78	29	2	31	21	5	26
CIL	16	5	21	6	0	6	9	0	9
NEC	17	0	17	0	0	0	0	0	0
<b>Total</b>	<b>1042</b>	<b>101</b>	<b>1143</b>	<b>391</b>	<b>35</b>	<b>426</b>	<b>337</b>	<b>44</b>	<b>381</b>

Table .11- New employee hires in the reporting period

New Employee Hires in the Reporting Period (Executives)												
By Age Group (Permanent Employees)												
Company	2017-18				2016-17				2015-16			
	< 30 yrs	30-50 yrs	above 50 yrs	Total	< 30 yrs	30-50 yrs	above 50 yrs	Total	< 30 yrs	30-50 yrs	above 50 yrs	Total
ECL	124	1	0	125	66	0	0	66	51	0	0	51
BCCL	178	0	0	178	32	0	0	32	43	0	0	43
CCL	211	1	0	212	55	0	0	55	51	0	0	51
NCL	172	1	0	173	65	0	0	65	56	0	0	56
WCL	108	1	0	109	57	0	0	57	55	0	0	55
SECL	108	0	0	108	56	0	0	56	35	0	0	35
MCL	121	1	0	122	58	0	0	58	55	0	0	55
CMPDIL	77	1	0	78	31	0	0	31	26	0	0	26
CIL (HQ)	19	2	0	21	6	0	0	6	9	0	0	9
NEC	17	0	0	17	0	0	0	0	0	0	0	0
<b>Total</b>	<b>1135</b>	<b>8</b>	<b>0</b>	<b>1143</b>	<b>426</b>	<b>0</b>	<b>0</b>	<b>426</b>	<b>381</b>	<b>0</b>	<b>0</b>	<b>381</b>

Table.12- New Employee Hires in the Reporting period by age group

Age Group	Cat.	ECL	BCCL	CCL	WCL	SECL	MCL	NCL	NEC	CMPDIL	DCC	CIL(HQ)	TOTAL	TOTAL
Below 25 years	Exe	124	119	16	177	85	128	181	0	64	0	15	909	6579
	Non-exe	812	762	731	1588	816	544	192	0	220	2	3	5670	
25-30 years	Exe	441	317	262	303	304	337	271	31	194	6	68	2534	19867
	Non-exe	3219	2228	3244	2880	2451	1627	1161	12	497	6	8	17333	
31-35 years	Exe	287	265	287	197	273	238	180	10	223	1	92	2053	23710
	Non-exe	4046	2915	3430	3523	3235	2247	1809	8	420	2	22	21657	
36-40 years	Exe	74	80	106	57	104	64	51	2	37	0	16	591	25255
	Non-exe	4971	4814	3711	3419	3707	2600	1161	32	217	2	30	24664	
41-45 years	Exe	73	80	79	154	123	57	50	4	15	0	3	638	35665
	Non-exe	8201	6658	5477	3857	6320	3242	1009	126	104	7	26	35027	
46-50 years	Exe	246	217	244	428	593	234	191	15	66	1	36	2271	55569
	Non-exe	14787	9035	7063	6038	10752	3552	1578	260	126	21	86	53298	
51-55 years	Exe	494	541	513	648	952	473	423	20	147	5	107	4323	65340
	Non-exe	13388	10397	7164	9254	13461	3647	2784	407	318	82	115	61017	
56-60 years	Exe	478	576	894	511	646	352	439	17	185	12	152	4262	66772
	Non-exe	10155	9743	7556	12629	14321	3089	3552	591	546	176	152	62510	
TOTAL	Exe	2217	2195	2401	2475	3080	1883	1786	99	931	25	489	17581	
	Non-exe	59579	46552	38376	43188	55063	20548	13246	1436	2448	298	442	281176	
TOTAL		61796	48747	40777	45663	58143	22431	15032	1535	3379	323	931	298757	

Table.13-Age profile as on 01.04.2018

The representation of SC/ST employees in total manpower of CIL and its Subsidiary Companies as on 01.01.2016, 01.01.2017 and **01.01.2018** is given below: -

As on	Total Manpower	Scheduled Caste		Scheduled Tribe	
		Nos.	Percentage	Nos.	Percentage(%)
1.1.2016	326032	70502	21.62	39669	12.17
1.1.2017	310016	70513	22.74	39721	12.81
1.1.2018	302006	57761	19.13	41373	13.70

Table.14-The representation of SC/ST employees in total manpower of CIL and its Subsidiary Companies

	For the year ended 31.03.2018 in Rs. Crores	For the year ended 31.03.2017 in Rs. Crores
Salary, Wages, Allowance, Bonus etc	22,997.60	21,933.75
Provision for National Coal Wages Agreement (NCWA)-X	2,849.62	2,101.39
Executive Pay Revision	899.14	95.10
Ex-Gratia	1,569.91	1,666.22
Performance Related Pay	156.19	198.97
Contribution to P.F.& Other Funds	2,745.56	2,666.44
Gratuity	8,431.27	1,029.68
Leave Encashment	300.87	1,349.67
Voluntary Retirement Scheme	1.29	0.91
Workman Compensation	5.77	10.15
Medical Expenses for existing employees	418.78	427.45
Medical Expenses for retired employees	175.44	96.43
Grants to Schools & Institutions	142.38	139.69
Sports & Recreation	24.67	24.24
Canteen & Creche	7.02	4.17
Power- Township	960.26	921.21
Hire Charges of Bus, Ambulance etc.	63.44	63.01
Other Employee Benefits	884.39	794.4
<b>Total</b>	<b>42,633.60</b>	<b>33,522.88</b>

**Table.15-Employee benefits at CIL**

There is no difference between basic salaries for male and female at any position within the organization. The principle of 'Equal Remuneration for men and women workers for Work of Equal Value' is being followed at CIL. The Company provides equal opportunity to both men and women employees in all the matters, such as, salaries/payments, career growth, social security measures etc.

#### **Human Resource Development**

The perspective of CIL as regards Human Resource Development, has not only to keep in view fulfilling the requirements of the assigned targets for production and dispatch of coal but also enhancement of the profile of CIL through self-development of its employees.

#### **Overall Performance**

During 2017-18, a total of 1,07,943 employees have been trained in CIL and its subsidiaries, out of which 18,373 were executives and 89,570 non-executives. These training programs include in-house training, training in other reputed institutes outside the company and training abroad.

## Training

### i) In-house Training

In-house training programs were organized at subsidiary HQs, Training Centers, Vocational Training Centers (VTCs) and also at CIL's own in-house training facility, Indian Institute of Coal Management (IICM), Ranchi. These training programs were organized after assessing training needs in different categories of employees within the subsidiary. Job specific training are imparted to the persons before change of job from one category to other category. After successful completion of training, the employees are eligible for change of job.

CIL is recruiting Management Trainees in different disciplines. Special attention has been given in grooming these young and energetic persons in their respective fields. They have been trained on basic management techniques i.e. Management Awareness Programme (MAP) and in their respective Technical Fields i.e. Technical Awareness Programme (TAP), and also in General Management programs, cross functional programs at IICM by faculty which includes outsourced experts. In order to tune them in their respective specialized working areas, they were also given on-the-job training.



Fig. 47- Training and development at CIL

Details of in-house training imparted during 2017-18 are listed below: -

Less than 5 days

	Training	Short Training*	Workshop/Seminar	Total
Executive	3786	7631	2362	13779
Non-executive	69372	18991	585	88948
Total	73158	26622	2947	102727

Table.16- In-house training detail during 2017-18

### ii) Training Outside Company

In addition to in-house training, employees were trained at reputed training institutes within the country and even abroad, in their respective field of operations for supplementing our in-house training efforts.

- 5 weeks intensive training for 89 Assistant Managers/Management Trainees was organized at IIT(ISM), Dhanbad.

- 125 middle level executives were exposed to two weeks training on General Management at Administrative College of India (ASCI), Hyderabad to equip them to take up higher responsibilities.
- 179 E4/ E5 level executives were sent for two weeks training programme on Executive Development at Indian Institute of Management (IIM), Lucknow.
- 160 participants have attended a specially designed program on “Ethics in Public Governance” through IC Centre for governance in Panchgani, Maharashtra.
- 2 weeks training on land acquisition and R&R was imparted to 37 participants under the LARR program organized by Administrative Staff College of India (ASCI), Hyderabad.
- 44 senior executives attended training programs on “Developing Strategic Attributes in Evolving Business Scenario” at LBSNAA, Mussoorie.

The break-up of external training to which CIL employees have been exposed is given below:-

\* Less than 5 days

	Training	Short Training*	Workshop/Seminar	Total
Executive	1854	1865	875	4594
Non-executive	549	59	14	622
Total	2403	1924	889	5216

Table.17-External training

### iii) Skill India Mission of Govt. of India:-

CIL is also committed to support the Skill India Mission of Govt. of India. Achievements till date in this area are given below: -

- Training and assessment have been done for 35,253 employees of CIL to bring them in line with NSDC Qualifications.
- 4700 contract workers engaged in CIL operations have been trained and certified by NSDC.
- 574 newly inducted employees of WCL were imparted training in line with NSDC Qualification and are currently engaged in WCL.
- Fresh Skilling, under NSQF aligned training programs, was imparted to 1,394 youth and women from operational areas of CIL, out of whom 706 persons have been placed in different organizations.

### Empowering Women

Women empowerment is a reality at CIL. In CIL all female employees are entitled to maternity benefits as per the statute i. e. Maternity Benefit Act. Further, female employees (executives and non-executives) are entitled to Child Care Leave that can last up to 2 years. The female employees after availing the said leave, return to their work place and continue to remain in the company's employment.

### CIL and WIPS contributing to women empowerment

CIL values its female employees in the organization and the women workforce has always been an

integral part of business. Special programs are conducted through forums namely, Women in Public Sector (WIPS) to encourage women to join CIL. WIPS plays a catalytic role in improving the status of women in and around public sector undertakings. Female employees are entitled to the provisions like Maternity Benefit Act and Equal Remuneration Act.



Fig.48- International Women's Day Celebration in SECL



Fig.49- WIPS -CIL

## Employee Benefits

An organization's output is only the sum total of its employee's endeavours. Employee well-being is a continuous process at CIL, enabling employees to feel good, live healthy and work safely. The Company has continued to invest in progressive employee relations characterised by the core principles of trusteeship, fairness and equity, industrial democracy and partnership with trade unions. All employees of CIL is covered under the Coal Mines Provident Fund scheme which is a contributory fund with equal shares both by employee and the company operated and maintained by the Coal Mines Provident Fund (CMPF) Authorities. Paternity leave has also been introduced in CIL in 2017.

The liability on the Balance Sheet date on account of gratuity and leave encashment is provided for on an actuarial valuation basis by applying the projected unit credit method. Further CIL has created a Trust with respect to the establishment of Funded Group Gratuity Scheme (cash accumulation) through Life Insurance Corporation of India. Contribution is made to the said fund based on the actuarial valuation.



Fig.50- Felicitation Ceremony

Benefits on account of LTA/LTC, Life Cover Scheme, Group Personal Accident Insurance Scheme, Settlement Allowance, Retired Executive Medical Benefit Scheme, and Compensation to Dependents of the deceased in mine accidents are also provided to CIL's employees.

## Employees' Welfare and Social Security Schemes

In CIL, it is important to keep the employees constantly motivated and provide them with an opportune working environment. CIL has dedicated residential and commercial areas, sports facilities, clubs, schools and medical facilities for employees in remote areas. CIL also organize events during

festivals and special occasions for employees and their families. Innovations being a significant aspect of CIL's culture, employees are continuously encouraged to be a part. of it.

Coal India Welfare Board is the decision making forum when it comes to welfare policies to create a better standard of living for all the employees of the company. This extends to various members and associations as well as their concerns. The members include Central Trade Union representatives and CIL Management. Both parties meet regularly to hold discussions on the welfare measures and also, to review the implementation of different welfare schemes.



Fig.51- Cultural Programme in CIL

### **Health and Safety**

CIL places great value on the health and safety of our workforce, protection of our assets, value to stakeholders and the environment. Through our robust management systems, the company has been able to translate these values into systems and processes that drive performance excellence and deliver results. CIL has developed a comprehensive safety management system in order to ensure a safe workplace for every employee. As a matter of fact, it is CIL's philosophy that nothing is more important than the safety and health of the employee.



Fig.52- Health Camp under CSR



Fig. 53-Yoga for overall wellbeing

At CIL, employees are the most important resources, taking care of their health and general wellness naturally is of paramount importance. Accordingly, Coal India operates a vast network of equipped hospitals often in far flung areas. These health care units provide dedicated back up round the clock for the employees working in mines and their dependents. They also provide healthcare to the employees and their family members as well as provide health care facilities to surrounding areas by the means of various camps organized from time to time. More than 2,06,753 no. of persons were benefitted through various health camps conducted in the Subsidiary Companies during the 2017-18.

## Occupational Health & Safety

Since coal mining is beset with numerous inherent, operational and occupational hazards & associated risks, the probability of accident in mines cannot be totally ruled out. However, Safety is always the highest priority in CIL. Safety is indoctrinated in the mission statement of CIL and is one of the most important constituents in overall business strategy. CIL has framed a well-defined safety policy to ensure safety in all mines and establishments. CIL has already set up a multi-disciplinary internal safety organization (ISO) in all subsidiaries for implementation of Safety Policy. All operations, systems and processes of CIL are meticulously planned and designed with due regard to safety, conservation, sustainable development and clean environment. CIL always encourages employees' participations at all levels so as to promote a proactive safety culture and improve safety awareness upto grass root level employees. Various initiatives are taken on continual basis at all levels to translate the vision of "Zero Harm Potential (ZHP)" into a reality. CIL's expenditure towards Rescue and Safety in 2016-17 and 2017-18 are 49.07 Cr and 55.50 Cr respectively.

Safety Policy of CIL: Safety is always given prime importance in the operations of CIL as embodied in the mission statement of CIL. CIL has formulated a well-defined Safety Policy for ensuring safety in mines and implementation of the same is closely monitored at several levels.

### Safety Statistics of Employees

Region	Fatalities		Serious Injuries		Injury Rate (IR)			
	Male	Female	Male	Female	Fatality Rate per Mt		Serious Injury Rate per Mt	
					Male	Female	Male	Female
ECL	9	0	23	0	0.207	0.00	0.528	0.00
BCCL	1	0	10	0	0.031	0.00	0.305	0.00
CCL	5	0	7	0	0.079	0.00	0.111	0.00
NCL	1	0	9	0	0.011	0.00	0.097	0.00
WCL	2	0	22	0	0.043	0.00	0.476	0.00
SECL	9	0	36	0	0.062	0.00	0.249	0.00
MCL	3	0	6	0	0.021	0.00	0.042	0.00
NEC	0	0	0	0	0	0.00	0	0.00
<b>CIL</b>	<b>30</b>	<b>0</b>	<b>113</b>	<b>0</b>	<b>0.053</b>	<b>0.00</b>	<b>0.199</b>	<b>0.00</b>

Table.18-Safety statistics of Employees at CIL in 2017-18

Causes of these fatalities are as under:

- Trucks & Dumper,
- Roof & Side Fall,
- Fall of Person,
- Non Transport M/c,
- Miscellaneous,
- Electricity,
- Haulage,
- Explosives
- OB Dump movement

All fatal accidents were investigated through multiple agencies to ascertain the causes and circumstances leading to those mine accidents.

Company	Numbers Dumper Operator Trained as on 31.03.2018
ECL	178
BCCL	851
CCL	59
NCL	1250
WCL	301
SECL	357
MCL	80
NEC	0
<b>Total in CIL</b>	<b>3076</b>

**Table.19-Company status of training imparted through Training Simulator:**

CIL has vigorously pursued several measures in the year 2017-18, along with, the on-going safety related initiatives, apart from compliance of statutory requirements for enhancing safety standard in mines of CIL and its Subsidiaries.



**Fig. 54- Safety awareness programme**

### **Corporate Social Responsibility**

Sustainable Development Committee including CSR Committee was constituted by CIL Board of Directors in its 282<sup>nd</sup> meeting held on 16-04-2012. This committee was reconstituted in 356<sup>th</sup> CIL Board meeting held on 31-01-18. This Committee was renamed as CSR Committee in pursuant to Section 135 of the Companies Act, 2013 and the Companies (Corporate Social Responsibility) Rules, 2014. In addition to CSR activities, this committee will also look after Sustainable Development. During the year 2017-18, four meetings of the committee were held on 12-06-2017, 02-08-2017, 16-02-2018 & 16-03-2018 respectively.

Coal India's aim is to embrace peripheral community and disadvantaged sections of the society, through economic empowerment by based on the capacity building.

CIL's expense in advertisement and publicity in 2016-17 and 2017-18 are 49.08 Cr and 62.46 Cr respectively.



Fig. 55- CSR for community welfare

#### CSR Policy Implementation Mechanism

As per CIL's CSR policy, CIL's objective is to make CSR a key business process for sustainable development for the society. It aims at supplementing the role of the Govt. in enhancing welfare measures of the society based on the immediate and long term social and environmental consequences of their activities. CIL aims to act as a good corporate citizen.

#### Community Engagement Mechanism

At focus of CSR activities in CIL's subsidiaries is on the areas which fall in a radius of 25 km. in and around the mines/project sites. Here, the CSR interventions are decided based on detailed discussions with the community and their local leaders/MLAs and MPs. For CIL (standalone), since the CSR activities are conducted in whole of India, the implementing agencies for the projects are involved in community engagement. Moreover, requests from public representatives like MPs and MLAs are also considered for areas which need some sort of development intervention.

2015-16	2016-17	2017-18
1082.16	489.67	483.78

Table.20-CSR Expenditure of last three years at CIL (in Rs. Crores)

**Some of the Major CSR initiatives undertaken by CIL as per the 'Scope' of CIL's CSR Policy under various heads during the financial year 2017-18:**

**Water Supply**

Installation of Hand Pumps is going on at the following places:

- 200 hand pumps in Bhadohi district, Uttar Pradesh through Uttar Pradesh State Agro Industrial Corporation Limited (UPSICL)
- 130 hand pumps in Sidhi District, Madhya Pradesh through District Administration, Sidhi
- Community Arsenic Mitigation project in Arsenic affected Varanasi & adjoining district of U.P through Inner Voice Foundation. The project aims at executing Community intervention works in districts of Varanasi, Gazipur and Ballia, where the groundwater has arsenic contamination. The proposed project is community centric with 3 major components – maintenance of resources of safe drinking water, testing of water samples and awareness in villages.

Setting up of Community Reverse Osmosis (RO) drinking water machines cum water coolers at different places:

- Bokaro district through District Administration, Bokaro
- In command areas of ECL through Lions Club International Foundation India

**Women Empowerment**

- Empowerment of destitute, marginalized and domestic violence victim women in Kolkata. The project is being implemented through Ankur Kala.
- Assistance for rehabilitation of girls and women in red light areas of Kolkata through Apne Aap Women Worldwide (India) Trust.
- Menstrual Hygiene Management (MHM) for adolescent girls in Upper Primary and Secondary schools of Purulia, West Bengal through Nirman Foundation.
- Construction/Renovation of Prarthana Bhawan and purchase of sewing machines for training of women in Hooghly, West Bengal through Garalgachha Vivekananda Samaj Seva Kendra.

**Rural Development Projects**

- Executing different development works through The Energy and Resources Institute (TERI), New Delhi in villages of district Purulia, West Bengal in the following areas:
  - Promoting renewable solutions for the energy needs of the households – Installation of Integrated Domestic Energy Systems and Solar Street Lights
  - Agriculture, greening and capacity building initiatives
  - Sanitation – Construction of Individual Household toilets in 5,660 households
  - Education through Knowledge cum Resources Centers in 40 schools
- Installation of hand pump and construction of 16 nos. of sanitary latrines for underprivileged people in South 24 Parganas, West Bengal through Prapti Mahila Samity.
- Water, sanitation and poverty alleviation project in Bolpur-Shantiniketan block in Birbhum district of West Bengal. The implementing agency for the project is Tagore Society for Rural Development.

- Installation of fish smoking kilns for fisherwomen belonging to SC/ST/Economically Weaker Sections in North Eastern States through Central Institute of Fisheries Technology (CIFT).
- Construction of connecting road in Ghazipur, Uttar Pradesh.
- Fund transfer to WCL for Installation of LED lighting under CSR.

#### Education

- BPL scholarships to one student pursuing medical degree at R G Kar Medical College and Hospital, Kolkata.
- Detoxification and rehabilitation of children found at railways platforms and streets of Kolkata through Mukti Rehabilitation Centre.
- Constructions of pre University College block building and ground floor of college at Udipi, Karnataka through Anandatirtha Trust.
- Construction of student community hall at Ramakrishna Math, Baranagar, West Bengal.

#### Healthcare:

- Cure and better management of Thalassemia patients by way of conducting Bone Marrow Transplants (BMTs) to eligible patients at Tata Medical Centre (TMC, Kolkata), Christian Medical College (CMC, Vellore) and Rajiv Gandhi Cancer Institute and Research Centre (RGCIRC), New Delhi).
- Construction of a hostel in Purulia, West Bengal for accommodating girls belonging to BPL and backward communities for their skill development as mid-level ophthalmic assistants under project Nai Roshni, implemented through NANRITAM.
- Cataract surgery operations campaign in different districts of West Bengal through Helpage India.
- Development of primary and palliative care facilities among rural poor and remote population in districts of West Bengal through Eastern India Palliative Care.
- Setting up of blood bank with component separation facility in Belur, Howrah, West Bengal through Belur Shramjibi Swasthya Prakalpa Samity.
- Extension and Construction of building of Institute of Pulmocare and Research at New Town, Kolkata to facilitate medical care in the area of lung diseases.
- Financial assistance for procurement of CT scan machine and cath lab equipment to provide affordable healthcare at Liver Foundation, Kolkata.
- Medical camps in Kolkata and nearby districts by Medical Department, CIL (HQ).



Fig. 56- Health checkup under CSR

Health Camps	2420
Cancer Detection Camps	5
T. B.Screening	10
Village Camp	599
Mega Camp	160
Aid Awareness	19
Blood Donation	9
School Health Camp	144
Down Syndrome /Autistic The Disorder Awareness Programme	2
Child Nutrition awareness programme	2
Awareness programme on prevention and measures for swine flu	2
Basic life support	2
National Pulse polio programme	12
Diabetic & Hypertension	52
Health & Hygiene	1
Eye Camp/ (Cataract Surgery)	28
Family Welfare/Planning	11
Vector Borne Disease	1
Skin/Leprosy Camp	1
Health Mela	3
Health Awareness camps	25
Anaemia Detection	13
COPD/Asthma Camp	1
Heart Disease	1
Kidney Camp	3
ENT Camp	2
Breast Feeding Awareness	1
Orthopedic Camp	1

**Table-21- Details of Health Camp**

#### **Skill Development**

- Training 400 youth in various trades related to Plastic Engineering through CIPET, Murthal, Haryana was completed.



Fig.57- Sit and Draw Competition during Coal Mahostav

#### Welfare of Differently abled:

- Distribution of artificial limbs and other aids/devices to Divyangjan through NRS Medical College and Hospital, Kolkata.



Fig.58- Distribution of Tri-cycles to differently-abled persons

## Sanitation

- Observing Swachhta Pakhwada during 16<sup>th</sup> to 31<sup>st</sup> August, 2017 by way of spreading message of cleanliness and cleaning schools in Bidhan Nagar Municipal Corporation, Kolkata.
- Construction of soak pits, drains, platforms etc. for spot sources including training & IEC activities in 40 villages of Purulia district through Water & Sanitation Support Organization (WSSO), PHED, West Bengal.
- Yearlong cleaning of 20 schools under Bidhan Nagar Municipal Corporation.
- Construction of 200 nos. of individual household toilets initiated in Kathua, Jammu & Kashmir.

## Welfare of Armed Forces' veterans and war widows and other activities

- Contribution of Rs. 50.00 lakhs made to Armed Forces Flag Day Fund.
- Conducting traffic awareness programme in nine traffic zones of Kolkata for public utility service through Karmyog for 21<sup>st</sup> Century Foundation.
- Financial assistance to CCL for plantation of Tulsi and other plants in adjoining villages of Varanasi.
- Financial assistance to SECL for Installation of one set of Silent Diesel Generator in Amarkantak, Madhya Pradesh.



Fig. 59- Skill development under CSR

**Concluding Remarks:**

As a responsible business organization over the years, CIL is improving its business performance not only towards quality coal production in a sustainable manner, but also disclosing its business activities through Sustainability Reports as a part of the Annual Report of the company. CIL has been disclosing its business activity parameters through Sustainability Reports since 2011-12. Over the years it has improved its disclosures of business activities including Economic, Environmental and Social aspects to comply with the SEBI mandate and the prevailing Global Reporting Initiative (GRI) guidelines.

The report has covered the materiality issues, sustainability management, targets and achievements of CIL and steps taken to address the concerns raised by the stakeholders.

For continual improvement in environmental performance by setting targets, measuring progress and taking corrective actions, CIL has engaged ICFRE, Dehradun for Environmental Audit of OC Mines of CIL. The scope of work includes review of compliance of conditions laid down in Environment Clearance, approval by MoEF&CC for mitigation of environmental pollution.

CIL has signed MoU with National Environmental Engineering Research Institute (NEERI), Nagpur on 3rd Dec. 2015 to carry out studies, monitoring and collaborative research work for “Sustainable Coal Mining in CIL”.

On the economic as well as social performance, CIL has shown improved performance over the years.

CIL is committed for continual improvement of its business performance for strengthening the backbone of India’s economy with continued support from its stakeholders.

## Mapping of BRR Framework with GRI Frame Work

Business Responsibility Report (BRR) has been mandated by SEBI vide Reg.-34(2)(f) regarding Listing Obligation and Disclosure Requirements(LODR), 2015 as CIL being a top 500 Listed Company. As the Sustainability Report has been prepared as per GRI standard, it has been mapped for Environmental, Social and Governance perspective with the principles and framework of Business Responsibility Report (BRR). The same would be considered sufficient compliance with GRI Report. The BRR indicators mapped with GRI Framework are as follows:

<b>BRR Framework</b>	<b>Page no</b>	<b>Description of Indicator</b>	<b>GRI Framework</b>	<b>Disclosure number</b>
NA	6	Statement from senior decision-maker	GRI 102	<b>102-14</b>
Section E: P-6, #3, Section E: P-2, #1, #3	13	Key impacts, risks, and opportunities	GRI 102	<b>102-15</b>
Section A:#1;#2	10,13	Name of the organization	GRI 102	<b>102-1</b>
Section A:#7;#8	14	Activities, brands, products, and services	GRI 102	<b>102-2</b>
Section A:#3;#4	10	Location of headquarters	GRI 102	<b>102-3</b>
Section A:#9	13	Location of operations	GRI 102	<b>102-4</b>
Section A:#9; Section C:#1	Annual Report	Ownership and legal form	GRI 102	<b>102-5</b>
Section A:#7;#10	Annual Report	Markets served	GRI 102	<b>102-6</b>
	Annual Report	Scale of the organization	GRI 102	<b>102-7</b>
Section E: P-3 #1, #2, #3 NVG P-3	59-64	Information on employees and other workers	GRI 102	<b>102-8</b>
Section E: P-3, #1, #5, #6	60	Collective bargaining agreements	GRI 102	<b>102-41</b>
NA	42	Supply chain	GRI 102	<b>102-9</b>
NA	13	Significant changes to the organization and its supply chain	GRI 102	<b>102-10</b>
NA	13	Precautionary Principle or approach	GRI 102	<b>102-11</b>
NA	13	External initiatives	GRI 102	<b>102-12</b>
Section E: P7- #1, #2	20	Membership of associations	GRI 102	<b>102-13</b>
NA	22 and Director's Report	Entities included in the consolidated financial statements	GRI 102	<b>102-45</b>
Section C: #2, #3	4	Defining report content and topic	GRI 102	<b>102-46</b>

<b>BRR Framework</b>	<b>Page no</b>	<b>Description of Indicator</b>	<b>GRI Framework</b>	<b>Disclosure number</b>
		Boundaries		
NA	31	List of material topics	GRI 102	<b>102-47</b>
NA	31	Explanation of the material topic and its Boundary	GRI 102	<b>103-1</b>
NA	36	Restatements of information	GRI 102	<b>102-48</b>
NA	4	Changes in reporting	GRI 102	<b>102-49</b>
Section D: #2 NVG-P4	30,31	List of stakeholder groups	GRI 102	<b>102-40</b>
Section E: P-4 # 1, #2 NVG-P4	31	Identifying and selecting stakeholders	GRI 102	<b>102-42</b>
Section D: #2, #2.2 #2.7; Section E: P4 #2 NVG P4	31	Approach to stakeholder engagement	GRI 102	<b>102-43</b>
Section D: #2.9; Section E: P 4 #2, P-5 #2	33	Key topics and concerns raised	GRI 102	<b>102-44</b>
Section A: #6	4	Reporting period	<b>GRI 102</b>	<b>102-50</b>
Section D: #3	4	Date of most recent report	<b>GRI 102</b>	<b>102-51</b>
Section D: #3	4	Reporting cycle	<b>GRI 102</b>	<b>102-52</b>
Section A: #4, #5	5	Contact point for questions regarding the report	<b>GRI 102</b>	<b>102-53</b>
NA	4	Claims of reporting in accordance with the GRI Standards,GRI content index,External assurance	<b>GRI 102</b>	GRI 102-54,102-55, 102-56
Section D: #2.10	5	External Assurance	GRI 102	
Section D: #1, #3; NVG P1	16	Governance structure	GRI-102	102-18
NA	Annual Report	Delegating authority	GRI-102	102-19
NA	Annual Report	Executive-level responsibility for economic, environmental, and social topics	GRI-102	102-20
NA	Annual Report	Consulting stakeholders on economic, environmental, and social topics	GRI-102	102-21
Section D: #1,	Annual Report	Composition of the highest governance body and its	GRI-102	102-22

<b>BRR Framework</b>	<b>Page no</b>	<b>Description of Indicator</b>	<b>GRI Framework</b>	<b>Disclosure number</b>
		committees		
NA	Annual Report	Chair of the highest governance body	GRI-102	102-23
NA	Annual Report	Nominating and selecting the highest governance body	GRI-102	102-24
NA	Annual Report	Conflicts of interest	GRI-102	102-25
NA	Annual Report	Role of highest governance body in setting purpose, values, and strategy	GRI-102	102-26
NA	Annual Report	Collective knowledge of highest governance body	GRI-102	102-27
NA	Annual Report	Evaluating the highest governance body's performance	GRI-102	102-28
NA	6- 79	Identifying and managing economic, environmental, and social impacts	GRI-102	102-29
NA	33	Effectiveness of risk management processes	GRI-102	102-30
NA	6-79	Review of economic, environmental, and social topics	GRI-102	102-31
Section D: #2.4, #2.5, #3 NVG P1	16	Highest governance body's role in sustainability reporting	GRI-102	102-32
NA	Annual Report	Communicating critical concerns	GRI-102	102-33
NA	Annual Report	Nature and total number of critical concerns	GRI-102	102-34
NA	Annual Report	Remuneration policies	GRI-102	102-35
NA	Annual Report	Process for determining remuneration	GRI-102	102-36
NA	Annual Report	Stakeholders' involvement in remuneration	GRI-102	102-37
NA	Annual Report	Annual total compensation ratio	GRI-102	102-38
NA	Annual Report	Percentage increase in annual total compensation ratio	GRI-102	102-39
NA	17	Values, principles, standards, and norms of behavior	GRI-102	102-39
NA	20	Mechanisms for advice and	GRI-102	102-16

<b>BRR Framework</b>	<b>Page no</b>	<b>Description of Indicator</b>	<b>GRI Framework</b>	<b>Disclosure number</b>
		concerns about ethics		
NA	18	Mechanisms for advice and concerns about ethics	GRI-102	102-17
Section B: #1 ,#2, #3	36	Direct economic value generated and distributed	GRI-201	201-1
NA	33	Financial implications and other risks and opportunities due to climate change	GRI-201	201-2
NA	64	Defined benefit plan obligations and other retirement plans	GRI-201	201-3
NA	36	Financial assistance received from government	GRI-201	201-4
NA	60	Ratios of standard entry level wage by gender compared to local minimum wage	GRI 202	202-1
NA	60	Proportion of senior management hired from the local community	GRI202	202-2
Section B: #4	32	Infrastructure investments and services supported	GRI 203	203-1
Section B: #4, #5	33	Significant indirect economic impacts	GRI 203	203-2
Section E: P-2 #3, #4	7,15	Proportion of spending on local suppliers	GRI 204	<b>204-1</b>
NA	NA	Materials used by weight or volume	GRI 301	<b>301-1</b>
NA	NA	Recycled input materials used	GRI 301	<b>301-2</b>
NVG P6	57	Energy consumption within the organization	GRI 302	302-1
NA	NA	Energy consumption outside of the organization	GRI 302	302-2
NA	57	Energy intensity	GRI 302	302-3
Section E P-6 #2, #5; Section E-P- 2 #2; P-6 #2; P-6 #5	57	Reduction of energy consumption	GRI 302	302-4
NVG P-2, P-6	57	Reductions in energy requirements of products and services	GRI 302	302-5
Section E-P-2 #2 NVG P-6	47,48	Water withdrawal by source	GRI 303	303-1
NA	48	Water sources significantly affected by withdrawal of water	GRI 303	303-2

<b>BRR Framework</b>	<b>Page no</b>	<b>Description of Indicator</b>	<b>GRI Framework</b>	<b>Disclosure number</b>
Section E-P-2 #2 NVG P-6	48	Water recycled and reused	GRI 303	303-3
NVG P-6	10,52	Operational sites owned, leased, managed in, or adjacent to, protected areas and areas of high biodiversity value outside protected areas	GRI 304	304-1
NA	52	Significant impacts of activities, products, and services on biodiversity	GRI 304	304-2
NA	52	Habitats protected or restored	GRI 304	304-3
NA	52	IUCN Red List species and national conservation list species with habitats in areas affected by operations	GRI 304	304-4
NA	26	Direct (Scope 1) GHG emissions	GRI 305	305-1
NA	56	Energy indirect (Scope 2) GHG emissions	GRI 305	305-2
NA	56	Other indirect (Scope 3) GHG emissions	GRI 305	305-3
NA	56	GHG emissions intensity	GRI 305	305-4
Section E-P-6 #2, #4 NVG P-6	56	Reduction of GHG emissions	GRI 305	305-5
NA	NA	Emissions of ozone-depleting substances (ODS)	GRI 305	305-6
NA	47	Nitrogen oxides (NoX), sulfur oxides (SoX), and other significant air emissions	GRI 305	305-7
NVG P-6	50	Water discharge by quality and destination	<b>GRI 306</b>	306-1
NA	39	Waste by type and disposal method	<b>GRI 306</b>	306-2
NA	37,38	Significant spills	<b>GRI 306</b>	306-3
Section E: P-2 #5	56	Transport of hazardous waste	<b>GRI 306</b>	306-4
NA	36	Water bodies affected by water discharges and/or runoff	<b>GRI 306</b>	306-5
Section E: P-2 #5	48	Reclaimed products and their packaging materials	<b>GRI 301</b>	<b>301-3</b>
NA	41	New suppliers that were screened using environmental criteria	<b>GRI 308</b>	<b>308-1</b>

<b>BRR Framework</b>	<b>Page no</b>	<b>Description of Indicator</b>	<b>GRI Framework</b>	<b>Disclosure number</b>
NA	62,63	New employee hires and employee turnover	<b>GRI 401</b>	<b>401-1</b>
NA	68	Benefits provided to full-time employees that are not provided to temporary or part-time employees	<b>GRI 401</b>	<b>401-2</b>
NA	67,68	Parental leave	<b>GRI 401</b>	<b>401-3</b>
NA	65	Minimum notice periods regarding operational changes	GRI 402	402-1
Section E: P-3 #5, #6	67	Workers representation in formal joint management-worker health and safety committees	<b>GRI 403</b>	<b>403-1</b>
NA	65	Types of injury and rates of injury, occupational diseases, lost days, and absenteeism, and number of work-related fatalities	<b>GRI 403</b>	<b>403-2</b>
NA	71	Workers with high incidence or high risk of diseases related to their occupation	<b>GRI 403</b>	<b>403-3</b>
NA	71	Health and safety topics covered in formal agreements with trade unions	<b>GRI 403</b>	<b>403-4</b>
Section E: P-3 #8 NVG P-3	63, 64	Average hours of training per year per employee	<b>GRI 404</b>	<b>404-1</b>
Section E: P-3 #9 NVG P-3	63-65	Programs for upgrading employee skills and transition assistance programs	<b>GRI 404</b>	<b>404-2</b>
NA	59,64	Percentage of employees receiving regular performance and career development reviews	<b>GRI 404</b>	<b>404-3</b>
Section E: P-3 #3, #4	58 and 59	Diversity of governance bodies and employees	GRI 405	<b>405-1</b>
NA	59	Ratio of basic salary and remuneration of women to men	GRI 405	<b>405-2</b>
Section E: P-5, #1 Section E: P-3 #7, #8 NVG P-3	59	The management approach and its components	GRI 103	<b>103-2</b>
NVG P-2	59	Significant investment agreements and contracts that include human rights clauses or that underwent human rights screening	<b>GRI 412</b>	<b>412-3</b>
NVG P-5	58	Incidents of discrimination and	<b>GRI 406</b>	<b>406-1</b>

<b>BRR Framework</b>	<b>Page no</b>	<b>Description of Indicator</b>	<b>GRI Framework</b>	<b>Disclosure number</b>
		corrective actions taken		
NVG P-2	17 and 41	Operations and suppliers at significant risk for incidents of child labor	GRI 408	<b>408-1</b>
Section E: P-3 #7 NVG P-2	17 and 41	Operations and suppliers at significant risk for incidents of forced or compulsory labor	GRI 409	409-1
NVG P-5	18	Incidents of violations involving rights of indigenous peoples	GRI 411	411-1
Section E: P-8 #4 #5 NVG P-8	32 and 33	Operations with local community engagement, impact assessments, and development programs	<b>GRI 413</b>	413-1
Section E: P-8 #4 #5 NVG P-8	33 and 53	Operations with significant actual and potential negative impacts on local communities	<b>GRI 413</b>	413-2
Section E: P-1 #2	19	Confirmed incidents of corruption and actions taken	<b>GRI 205</b>	<b>205-3</b>
NA	37	Political contributions	GRI 415	415-1
NA	18	Legal actions for anti-competitive behavior, anti-trust, and monopoly practices	GRI 206	206-1
Section E: P-2 #1 NVG P-9	68 and 69	Incidents of non-compliance concerning the health and safety impacts of products and services	GRI 416	416-1
Section E: P-9 #2 NVG P-9	32	Requirements for product and service information and labelling	<b>GRI 417</b>	<b>417-1</b>
Section E: P-9 #1, #3; P-2 #1 NVG P-9	None	Incidents of non-compliance concerning product and service information and labeling	<b>GRI 417</b>	<b>417-2</b>
Section E: P-9 #1, #4 NVG P-9	28, 29 and 30	Approach to stakeholder engagement Key topics and concerns raised	<b>GRI 102</b>	<b>102-43</b> <b>102-44</b>



---

## Independent Assurance Statement

Number: 001/000-174/2018/SR-Asia/CIL/India

**Coal India Ltd (CIL)**, engaged Social Responsibility Asia (SR Asia) to assure and provide an Independent Assurance Statement on its **Sustainability Report 2017-18**. CIL is the world's largest producer of coal, a Maharatna, India's public sector company.

SR Asia's responsibility in performing assurance work is to the management of the CIL only and in accordance with the scope of work. The content and presentation of the report is the sole responsibility of CIL and SR Asia do not therefore accept or assume any responsibility for any other purpose or to any other person or organization. Any dependence that third party has placed on the Report is entirely on its own risk. The assurance report should not be taken as a basis for interpreting the CIL's overall performance or sustainability except for the areas covered in the scope of work.

### Scope of Assurance Service

1. Providing verification and assurance of the data and information & to issue Assurance Statement as per AA1000AS (2008) Assurance Standard and AA1000APS (2008) Accountability Principles Standard Type1 assurance service of Sustainability Report of Coal India limited for the year 2017-18, covering following activities

- Interaction with senior Management of CIL to realize their sustainability vision;
- An assessment of the methods used for data collection and reporting for the selected sustainability performance indicators;
- Testing of such systems, including related internal controls;
- Select interviews with staff responsible for data collection, collation and reporting;
- Testing, on a sample basis, of evidence supporting the data;
- Assessment of the consistency between the data for the selected sustainability performance indicators and the related written comments in the narrative of the Report; and
- Completion of assurance statement for inclusion in the report, which will reflect the verification findings and conclusion. Gap assessment as per GRI guidelines statement differences, highlights of findings during verification process of data and information, draft assurance statement, signed assurance statement as per GRI guidelines compliance.

### Limitation and Exclusion

The assurance scope excludes:

1. Aspects of the Report other than those mentioned under the defining materiality section and discussion on defining Report content.
2. Data and information in the public domain not covered in the reporting period.
3. CIL's statements and claims describing expression of opinion, belief, expectation, advertisement, and future planning.
4. Financial performance data and information from the CIL's documents other than those mentioned in the Sustainability Report 2017-18.



**AA1000**  
Licensed Assurance Provider  
000-174

## Methodology

SR Asia follows a standard approach while conducting the independent assurance, the expert's plans site visits and meet head of Environmental Management Group (EMG) and Sustainable Development Group (SDG) team. Further interactions with other stakeholders is held along with the following activities

- Sustainability Report 2017-18 content review offsite and onsite with the sustainability team of CIL;
- Visit to the office, Meeting with senior management team of CIL and core team responsible for developing sustainability report and other stakeholders.
- Interviews with heads of sustainability reporting for relevance of information for reporting and sustainability management;
- Assessment of evidences for the selected indicators and external stakeholders consultations;
- Assessment of the evidences of external stakeholders consultations;
- Based on sample testing, confirmation of the Sustainability Report information with supporting documentation, management reports, internal controls and official correspondences.

## Adherence to AA1000APS (2008) and GRI standards

**Inclusivity** – The report demonstrate commitment and accountability of Coal India Ltd in engaging with internal and external stakeholders for receiving all positive and other concerns if any. The agenda covers the various aspects of social, economic, environmental, community and others. Overall, the Report has satisfactorily presented the management approaches and stakeholder engagement performed.

**Materiality** – The management has identified materiality aspects inside and outside the organization in line with management and stakeholders perspectives. The Report presents data and information about sustainability performance of material aspects at different levels and is acceptable.

**Responsiveness** – In general responses to sustainability, indicators at operational and local levels are addressed which includes issues like social needs, climate change mitigation, carbon, water, tree plantation, rehabilitation and resettlement, renewal energy etc. Number of practices are ongoing and implemented across operation.

**In "Accordance" with Core Option** – The Report follows the Core option of GRI standards where at least one indicator of each material aspect is presented and discussed in the Report. When relevant, indicators of Energy Sector Disclosures may also be addressed and appropriately presented.

**GRI Standards** – In developing the Report, CIL has applied the Principles for Defining Report Content (stakeholder inclusiveness, sustainability context, materiality, and completeness) and the Principles for Defining Report Quality (balance, comparability, accuracy, timeliness, clarity, and reliability). Supporting documents were adequately presented as the evidence for assurance. As required by GRI standards, the report identifies data and information that



**AA1000**  
Licensed Assurance Provider  
000-174

cannot be supported by evidences or cannot be presented due to management discretion or system and data administration issue not assessed.

### **Recommendation**

On the basis of our assurance methodology and procedure, it is our opinion that future reports may be improved by addressing the following:

1. The sustainability report is prepared referring GRI standards; however a modular approach as envisaged with the roll out of the standards may be planned.
2. Materiality and risk assessment may be followed using structured approach and available national/ international standards.
3. Disclosure of Management Approach may be mapped, linked and status presented in performance terms beyond mere compliances.

### **Statement of Competency, Independency and Impartiality**

SR Asia is an international organization among reputable organizations in Asian countries and promoting sustainable development through various activities, such as policy studies and advocacy, CSR studies and reporting, capacity building, researches, and various other services in sustainable development and sustainability.

The Assurance Team consists of a number of sustainability experts in ISO 26000, sustainability accounting standards of SASB, and the principles and standards of AA1000 Accountability, GRI Sustainability Reporting standards, and International Integrated Reporting (IR) Framework. The experts also have experiences in writing and reviewing sustainability reports and integrated reports of organizations from various industries.

SR Asia ensures that no member of the Assurance Team has any relationship with the CIL that could be perceived to affect the ability to provide an independent and impartial statement. SR Asia confirms that sufficient mechanism and professional codes of practices are designed in place to ensure independency and are free from bias and conflict of interest.

The assurance provider,

India, August 2, 2018

**Birendra Raturi**  
International Director of  
Social Responsibility Asia (SR Asia)



**AA1000**  
Licensed Assurance Provider  
000-174



**COAL INDIA LIMITED**  
**(A Govt. of India Enterprise)**  
**"COAL BHAWAN"**

PREMISES NO: 04, MAR, PLOT NO: AF-III  
ACTION AREA-1A, NEW TOWN, RAJHARHAT  
KOLKATA-700156  
West Bengal