

# Snowman Logistics Ltd.



Warehousing



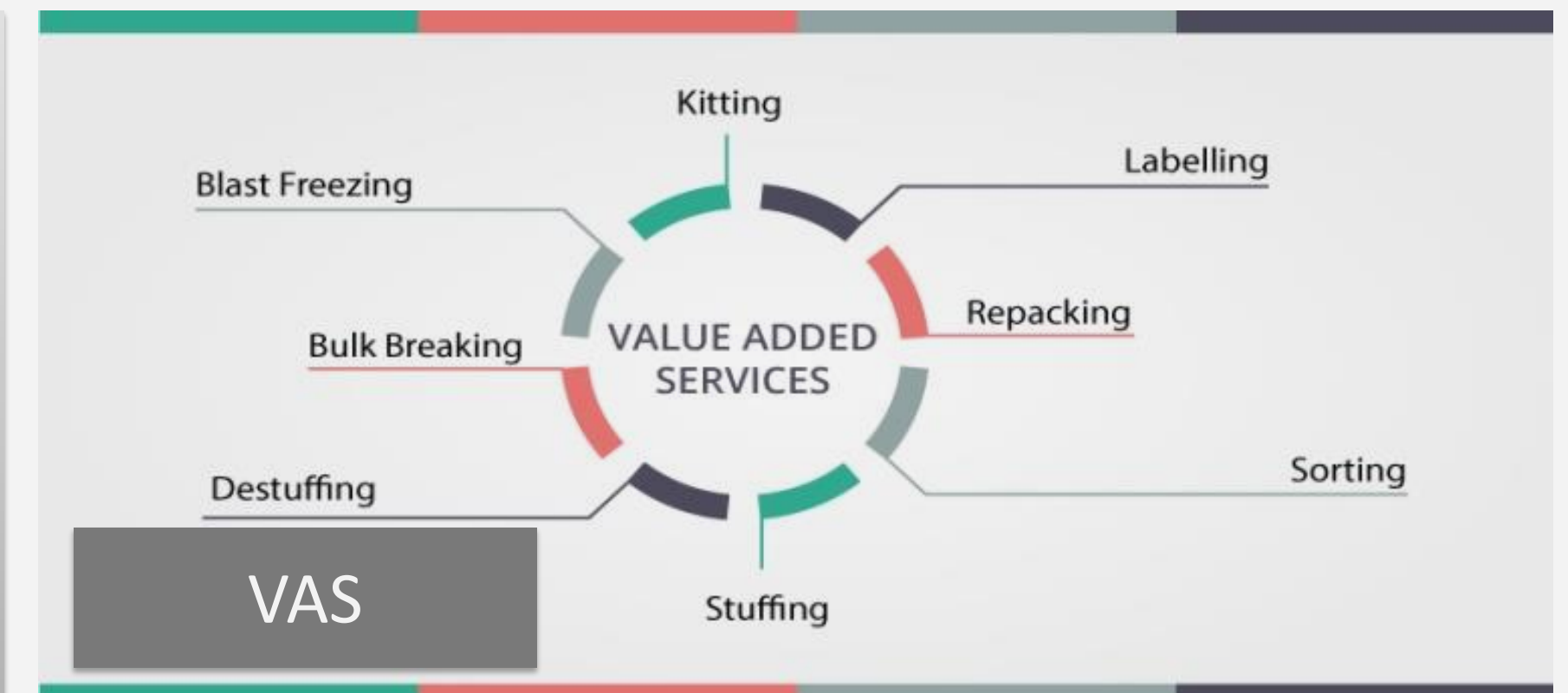
Distribution

## COMPANY PROFILE



OUR NETWORK

- Pan India Presence
- 29 State Of The Art Warehouses
- 1 Lac+ Pallets Capacity
- 293 Fleet of Refrigerated Vehicles
- 100% Power Backup
- Operating Five Temperature Zones
- 1400+ workforce





# Context



- 📍 - Business Model & Group Structure
- 📍 - About Us
- 📍 - Service Offerings
- 📍 - Snowman Network
- 📍 - Snowman Differentiator
- 📍 - IT Capabilities
- 📍 - Our Clients
- 📍 - Quality Standard



[www.snowman.in](http://www.snowman.in)

# Group Structure



		
Cold Chain Solutions	CFS and Import/Export Solutions	Rail and ICD Solutions
<ul style="list-style-type: none"> <li>• Long haul transportation</li> <li>• Short haul / City transportation</li> <li>• Cold Storage</li> <li>• Value added services</li> </ul>	<ul style="list-style-type: none"> <li>• CFS</li> <li>• Bonded Warehouse</li> <li>• Trailer movement</li> <li>• Customs clearances</li> </ul>	<ul style="list-style-type: none"> <li>• Rail Movement</li> <li>• ICD</li> <li>• Bonded Warehouse</li> <li>• Normal Warehouse</li> <li>• Road Logistics</li> </ul>



# About Us



## Vision



To be recognized as trend setter in supply chain management by setting standards in customer satisfaction and continuously improving the process



## Mission



To Build long term relationship with customer by improving efficiency of distribution process through innovative and cost effective logistics solutions of consistent quality and high standard



# Company Overview



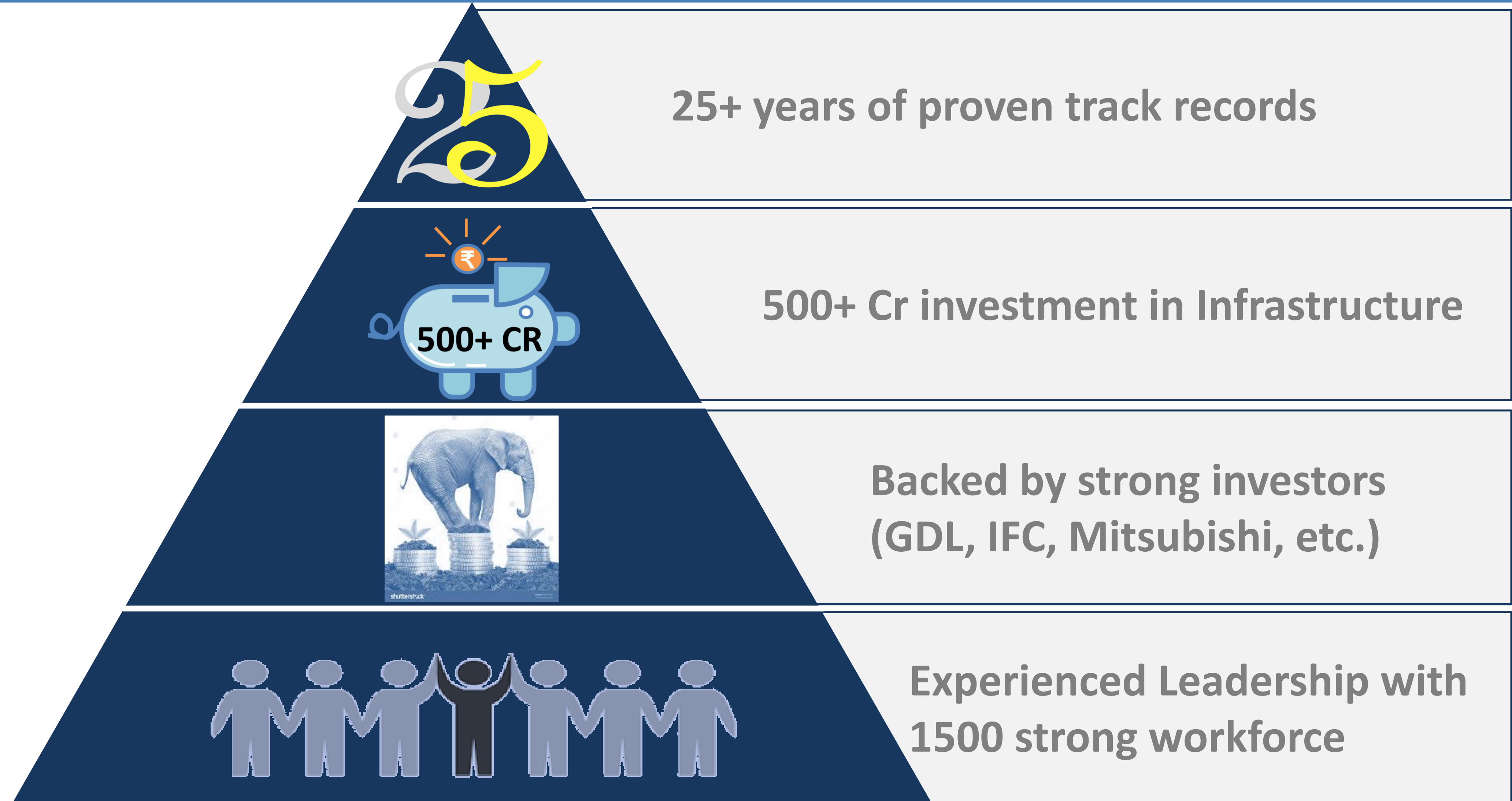
## Variant Temperature Zone

-18<sup>0</sup> Below      0<sup>0</sup> to 5<sup>0</sup>      8<sup>0</sup> to 10<sup>0</sup>      10<sup>0</sup> to 20<sup>0</sup>





# Committed Management



# Our current Assets



- Investment of 500 Cr. and still growing
- Many examples of long term relationship and commitments.

## Technology

- World Class **ERP**
- BI Tool
- Telematics for Vehicle and Cold-room

## Compliance :

- FSSAI
- ISO 22000
- ISO 14001
- EIA approved
- BRC at specific locations

**103,600**



Capacity (Pallet)

**33**



No. of Warehouses

**15**



No. of Cities

**293**



No. of Vehicles  
(Reefer)

**1400+**



Workforce

# New Sites and Network Covering of Business



## Current Landscape

103,600

Capacity (Pallet)

33

No. of Warehouses

293

No. of Vehicles  
(Reefer)



## + Upcoming

170,200

Capacity (Pallet)

46

No. of Warehouses

468

No. of Vehicles  
(Reefer)



# End to End Services – our offering





# Snowman Differentiator



103,600

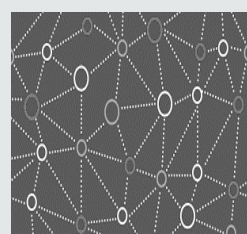
Capacity (Pallet)

33


No. of Warehouses

293

No. of Vehicles  
(Reefer)



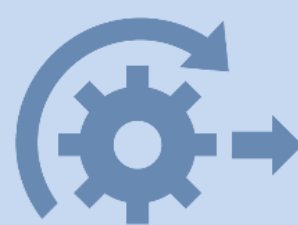
**PAN India Network**



**Customized Solutions**



**24/7 Support**



**ERP Driven Operations**



**Own Assets**



**Group Offerings**



**"The only Pan India Network company"**

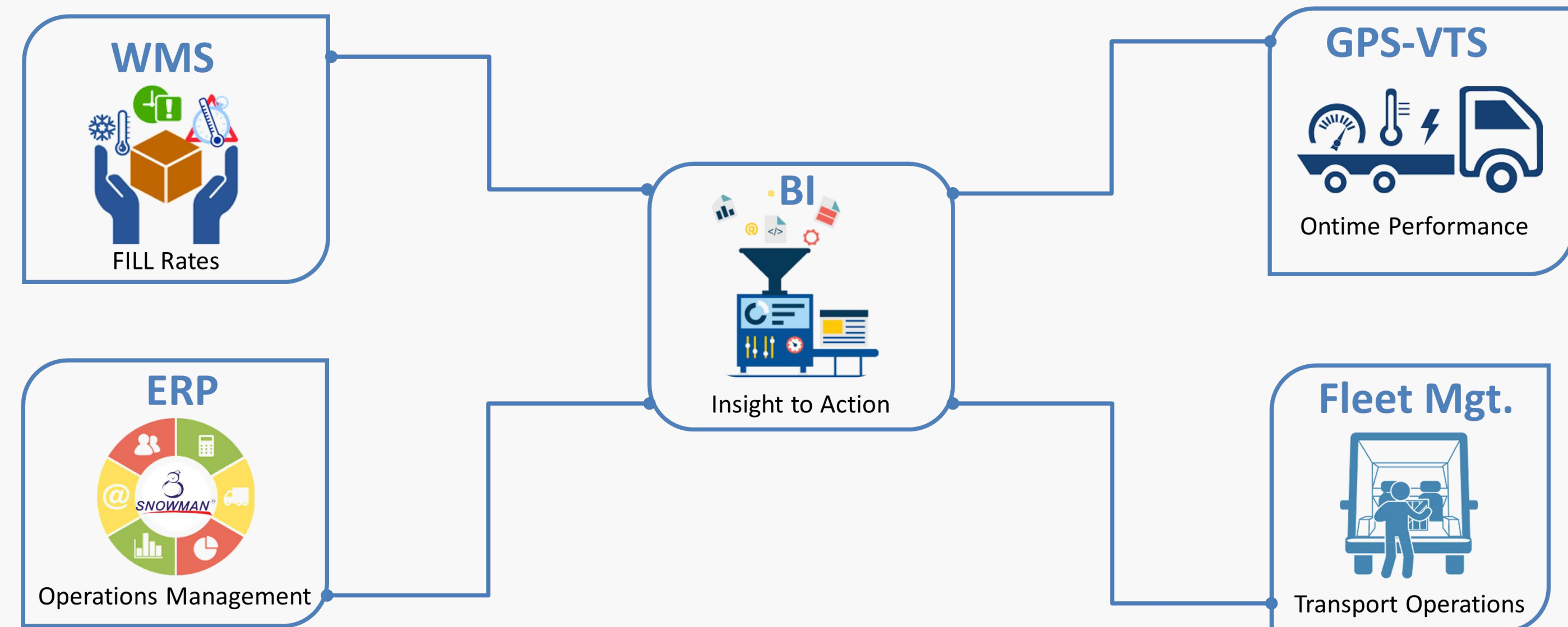


# IT Capabilities



## Technology & Integration techniques supports supply chain and makes the process more efficient

- ✓ **Dash board oversight**
  - Real –time self service
  - Full traceability throughout the supply chain
  - Centralized management of inventory, orders, receipts & shipments
  - Aging, shelf life, on hand inventory, and stock status reports
- ✓ **Track and Trace**
  - Complete visibility of data
  - Standardized shared information
  - Visibility and control of orders from receipt to delivery
- ✓ **Email Management**
  - E –Mail alerts to pro actively manage events and make fact based decisions
  - Customized email reports
  - Real –time corrective action
- ✓ **Performance Measurement**
  - Historical volume
  - Performance metrics
  - Measure results, drive improvements and benchmark facilities

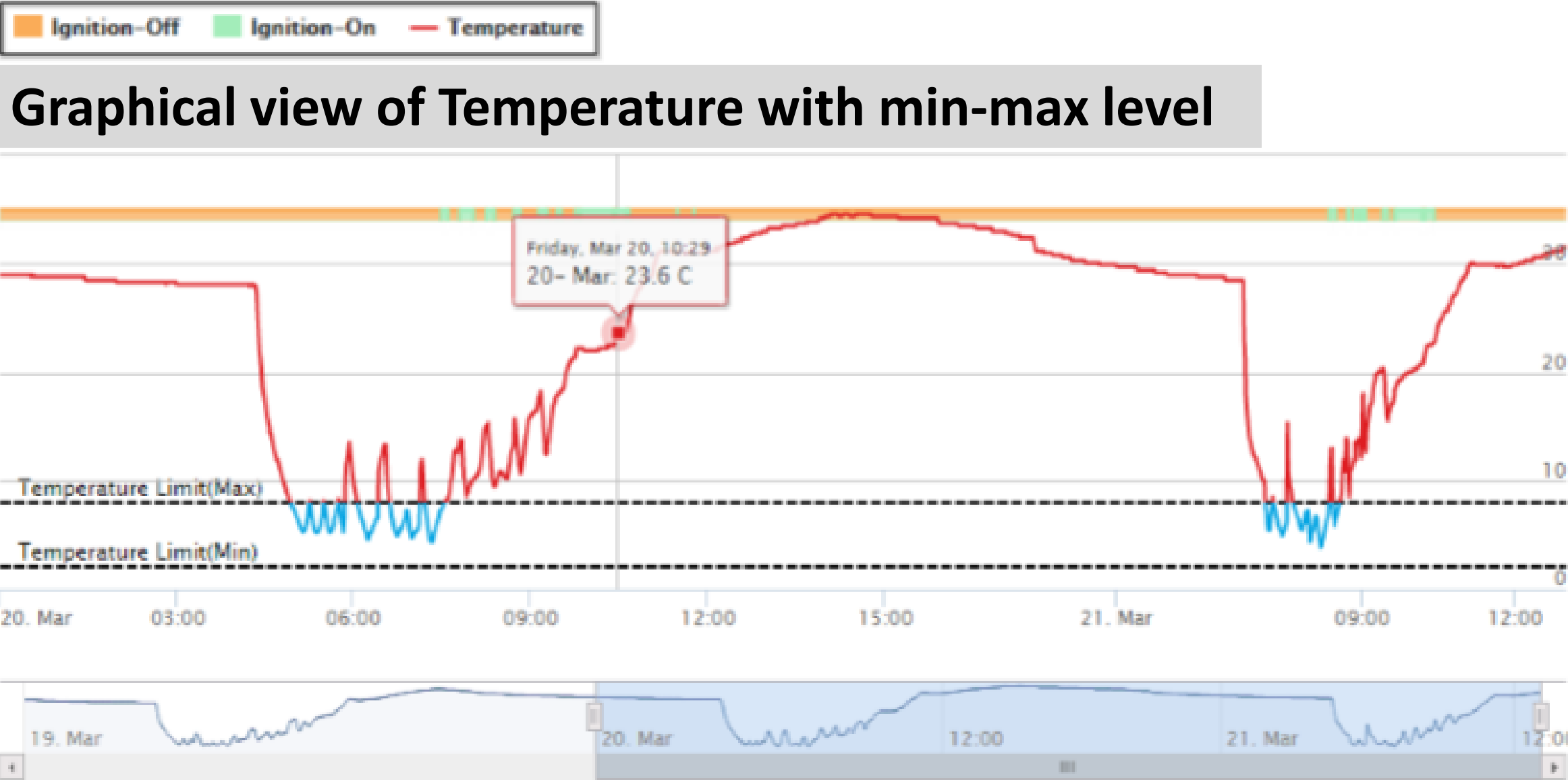




# Command Centre - Transport

## Important Activities of the Supply Chain Command Centre;

- ✓ 24x7 live tracking of vehicle
- ✓ History Report
- ✓ Distance Travelled Report
- ✓ Speed Report
- ✓ Over Speed Report,
- ✓ Stoppage Duration and Stoppage Location Report
- ✓ Replay Track Report
- ✓ Route Covered on Map report
- ✓ Total duration for which vehicle was Idle.
- ✓ Geo-fence (Boundary) Entry and Exit Report
- ✓ Auto SMS, e-mail alerts for all events, ETA
- ✓ Statistical analytics for quick decision and actions



Temperature Sensor- Gives the live temperature inside the vehicle. We can set the required range or MIN MAX limit. The device sends alerts whenever there is a conflict. Graphical temperature report showing set limit and conflicts.

## Live Monitoring

35 N 73 S 18 E 35 W

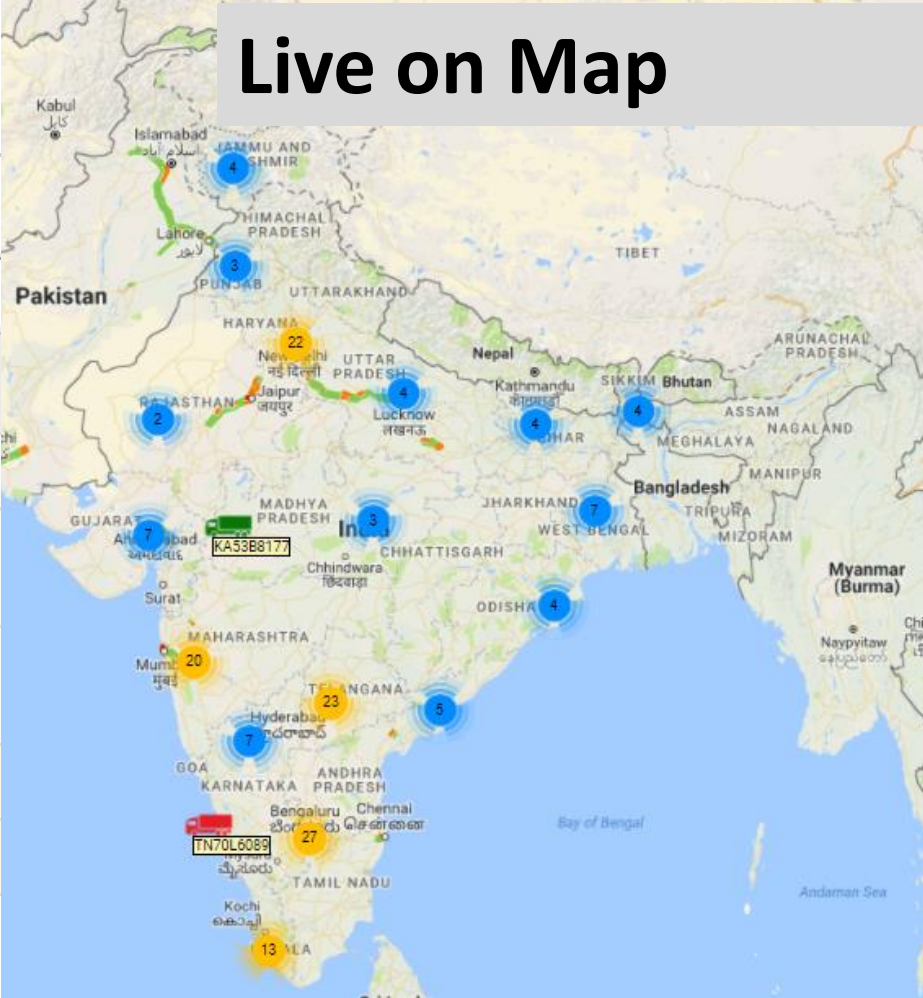
30 Mins Refresh Time

Export PDF Export Excel

Rows: 13

Vehicle Number	Type	Location Name	Zone	Last update	Current Temp	Set Temp	Graph View
AP23TA1512	RTD	1.05 KM from Andhra Pradesh 522412 India District:-Guntur (18.428730011, 80.064872742).	South	2017-11-17 21:15:10	-19		Graph View
KA53B2833	RTD	0.28 KM from Hapur Road Siyana Garhmukteshwar Uttar Pradesh 245205 India District:-Ghaziabad (28.771154404, 78.097858250)	North	2017-11-17 21:15:08	-28.94		Graph View
KA53B0829	RTD	0.15 KM from National Highway 31D Madhabdanga West Bengal 735224 India District:-Cooch Behar (26.548091888, 88.804115295)	East	2017-11-17 21:14:47	-24.5		Graph View
KA03B5812	SD	Snowman Logistic Bangalore	South	2017-11-17 21:14:41	-23.75		Graph View
KA53B0784	RTD	1.87 KM from Major District Road 132 Sonkh Haryana 122107 India District:-Gurgaon (28.143438432, 76.990898132).	North	2017-11-17 21:14:12	-20		Graph View
KA01AC0594	SD	1.49 KM from Hyderabad-Warangal-Bhopalpatnam Road Rayagiri Rural Andhra Pradesh 508116 India District:-Nalgonda (17.557729721, 78.981862292).	South	2017-11-17 21:14:10	-19		Graph View

## Live on Map





# Command Centre – Cold Room

## Dashboards



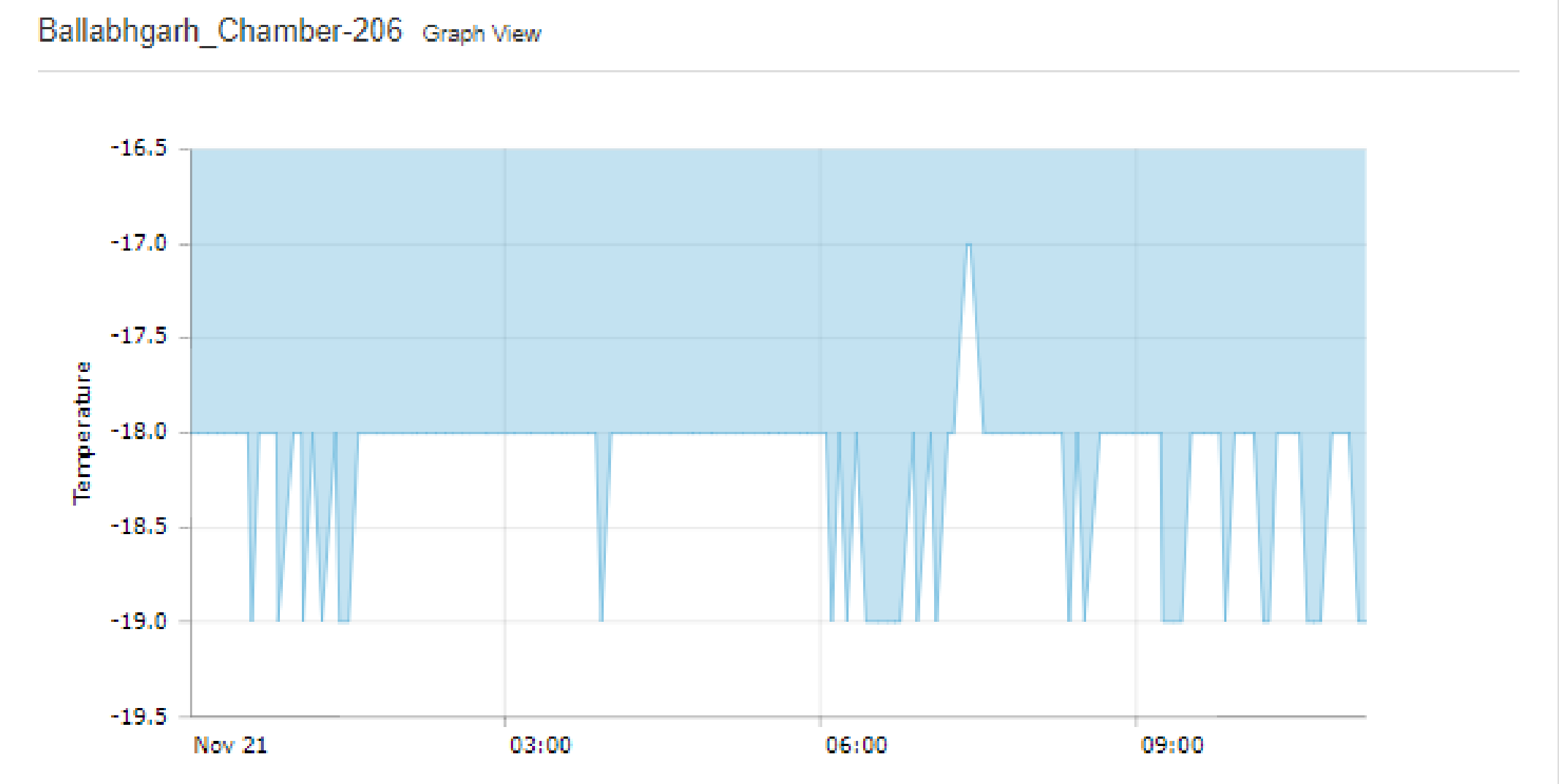
## Live Monitoring of Chambers

## Chamber wise monitoring for proactive action

All WAREHOUSE [list View](#)

Row	Cold Room	Date Time	Current Temp	Set Temp	
0	Ballabgarh_Chamber-206	2017-11-21 11:57:57	-17	-15 to -18	<a href="#">Graph View</a>
1	Ballabgarh_Chamber-207	2017-11-21 11:57:29	-18	-15 to -18	<a href="#">Graph View</a>
2	Ballabgarh_Chamber-208	2017-11-21 11:57:18	-14	-15 to -18	<a href="#">Graph View</a>
3	Ballabgarh_Chamber-204	2017-11-21 11:57:39	-19	-15 to -18	<a href="#">Graph View</a>
4	Ballabgarh_Chamber-203	2017-11-21 11:57:17	-17	-15 to -18	<a href="#">Graph View</a>
5	Ballabgarh_Chamber-202	2017-11-21 08:24:29	5	2 to 4	<a href="#">Graph View</a>
6	Ballabgarh_Chamber-205	2017-11-21 11:57:16	1	0 to 4	<a href="#">Graph View</a>
7	Ballabgarh_Chamber-201	2017-11-21 11:57:50	-18	-15 to -18	<a href="#">Graph View</a>

## Control Chart with Lower and Upper control





# Quality Standards



## Food safety management system

Strengthens Quality Management system, Identifies process improvements and enhances customer satisfaction

Better process control, better quality of services, better productivity, better efficiency



## Environment Management system

Adds value to the business through increased awareness, more efficient practices, reduced waste, greater energy efficiency



## Food Safety Management

Food Safety and Standards Authority of India



## 4 EIA Approved Warehouses

EIA is a Government body rendering services with concern to Certification of quality of export commodities through installation of QA and FSMS systems in food industries as per International Standards, hence sustaining product quality and safety.



## British Retail Consortium

BRC certification at specific locations

BRC Global Standards is a market-leading global brand that helps build confidence in the supply chain and our Standards for Food Safety, Packaging and Packaging Materials, Storage and Distribution, Consumer Products, Agents and Brokers, and Retail set the benchmark for good manufacturing practice, and help provide assurance to customers that your products are safe, legal and of high quality.



# Our Supply Chain Partners






# Thank You..

## SNOWMAN LOGISTICS LIMITED

Sy. No. 36/1, Virgonagar, Old Madras Road,  
Bandapura Village, Bidarehalli Hobli,  
Bengaluru 560 049  
Karnataka - India

Phone: +91 80 6769 3700

info@snowman.in  
www.snowman.in