

**Dyna SIF**

by 360 ONE Asset

# DynaSIF Active Asset Allocator Long-Short Fund



Get dynamic exposure to Equity, Debt and Commodities, with the edge of shorting to potentially maximise market opportunities.

**NFO**



Opens: 06 March, 2026 | Closes: 20 March, 2026

In rock climbing, **Progress** follows a simple rule:

“The Three-Point Contact Principle”

At any moment, three points stay firmly anchored to the mountain. Only one limb moves.

That’s how you climb higher -Stable, even on uncertain ground.

**The mountain changes.  
The principle does not.**



Translating this principle...

## Markets, too, shift terrain.

Your portfolio needs structural balance across asset classes through market cycles.

And like the climber's advancing limb, **an active strategy** to seek potential opportunity in every market cycle.

Diversification helps provide stability. Active management can drive growth.

Introducing

# DYNASIF Active Asset Allocator Long-Short Fund

# Introducing: DynaSIF Active Asset Allocator Long-short Fund

Designed for investors looking beyond traditional fixed-income products.

<b>Allocation Flexibility</b>	<ul style="list-style-type: none"><li>• Can shift allocations between debt, equities, commodity derivatives, opportunistically (Within limits mentioned in ISID)</li></ul>
<b>Aiming for Better Risk- Returns</b>	<ul style="list-style-type: none"><li>• Aims to capture asset specific upside while avoiding downturns</li><li>• Commodities and real estate to provide a natural hedge against inflation</li></ul>
<b>Derivatives Hedging</b>	<ul style="list-style-type: none"><li>• Long-short hedging using derivatives to lower directional risk</li></ul>
<b>Interval Structure</b>	<ul style="list-style-type: none"><li>• Weekly liquidity windows balance flexibility with strategy integrity</li><li>• Reduces pressure to maintain daily liquidity buffer</li></ul>

# Why now: Shifts In Fixed Income Markets

Investors looking for risk adjusted returns and low volatility alternatives to traditional fixed income products

## Credit Crisis of 2018

- Fears of defaults leads to redemption pressures
- Select companies in NBFCs face the heat

## Debt taxation becomes onerous in 2023<sup>1</sup>

- Debt funds lost beneficial tax rates of Capital Gain taxes and indexation benefits
- Net post tax returns reduced meaningfully

## Too much volatility in duration

- High duration faces significant drawdowns globally in 2022 inflation spike
- Faster policy shifts, shorter cycles

## Arbitrage spreads reduced

- STT increase announced in 2026 Budget to impact Arbitrage strategy<sup>2</sup>

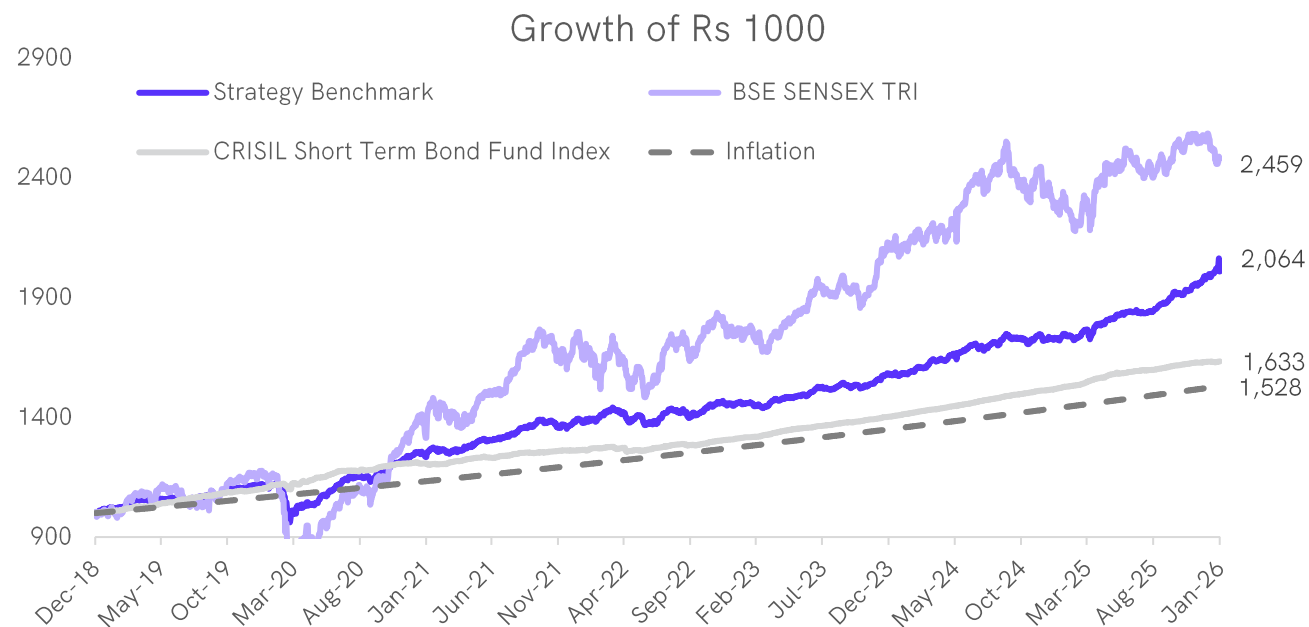
Sources: 1. Union Budget 2023-24 (FY 2023-24) & 2. Union Budget 2026-27 (FY 2026-27)

# Portfolio Construction



Above information on portfolio construction is given only for general understanding purpose. Investors are requested to refer Asset Allocation and investment Approach mentioned in ISID. The above is based upon current Fund Management / Investment Strategy. However, the same shall be subject to change depending on the market conditions within the limits mentioned in ISID. Sharpe Ratio measures the excess return earned per unit of risk taken, calculated as return above the risk-free rate divided by volatility.

# Investment Strategy Benchmark Performance (Illustration)

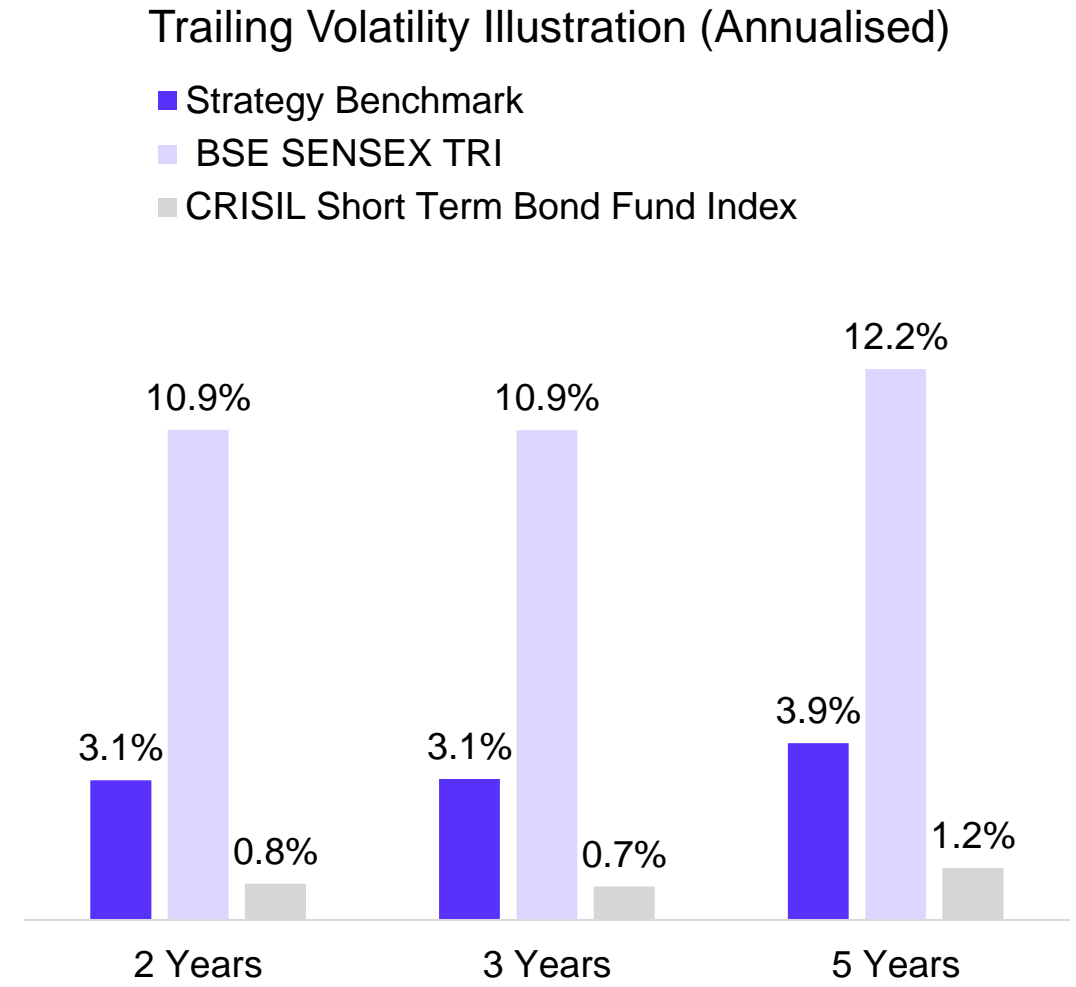
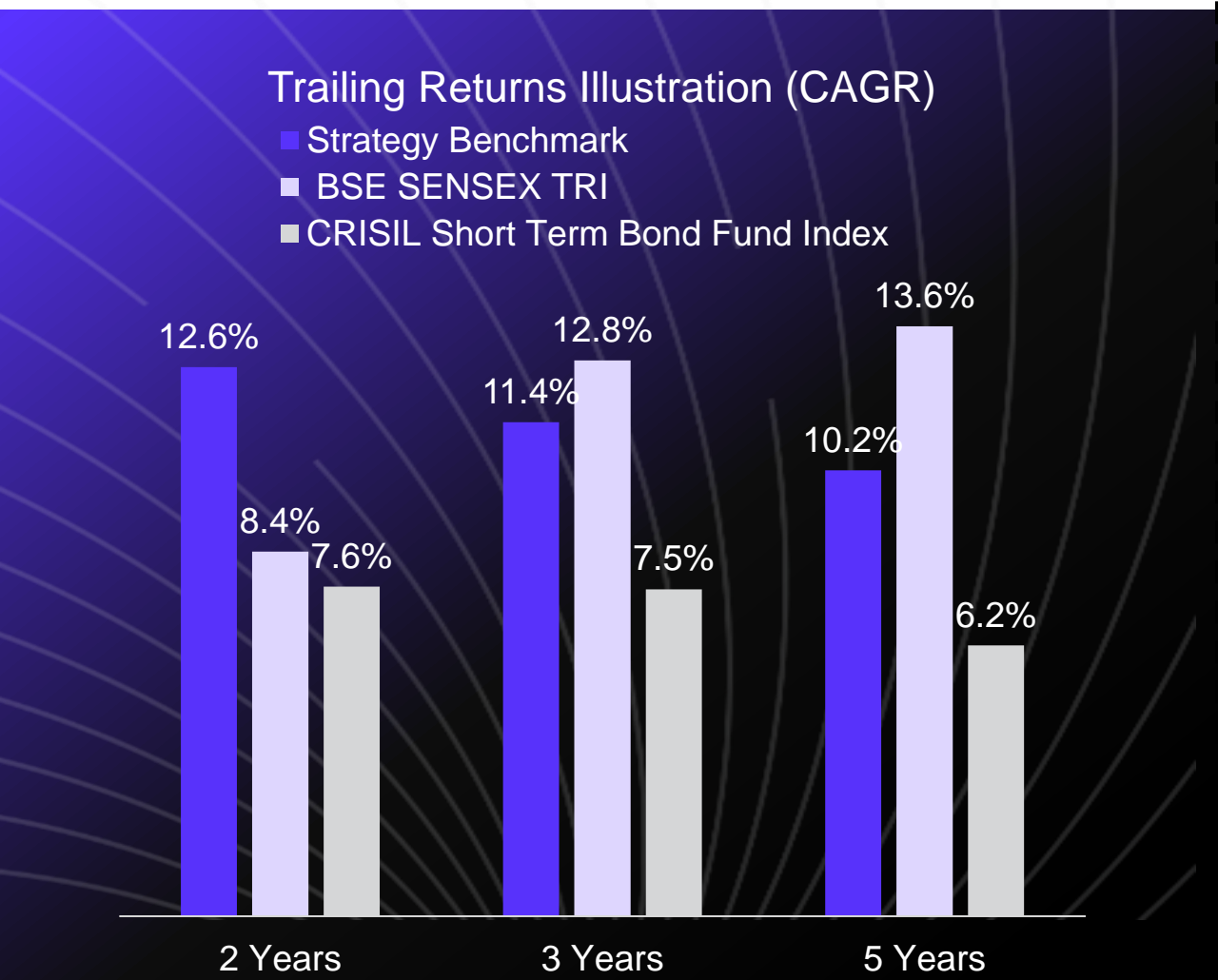


- Historically, higher returns potential than debt
- Aims for lower volatility than equity
- Higher Sharpe implies efficient risk-adjusted returns
- Commodities, equity and debt, have low correlation with each other

	Strategy Benchmark*	BSE SENSEX TRI	CRISIL Short Term Bond Fund Index	iCOMDEX Composite Index
CAGR	10.3%	13.7%	7.2%	14.4%
Volatility	5.4%	16.7%	1.4%	15.8%
Sharpe (Rf=6.5%)	0.71	0.43	0.48	0.50

Data from 31<sup>st</sup> Dec 2018 to 31<sup>st</sup> January 2026 | Source: Bloomberg, BSE indices, MCX commodities exchange, Internal research | Volatility has been computed on daily returns, and annualized. Strategy Benchmark is 25% BSE SENSEX TRI + 60% CRISIL Short Term Bond Fund Index + 15% iCOMDEX Composite Index . Inflation assumed to grow at 6% annually. Composite benchmark calculated by using weighted average of daily returns of BSE SENSEX TRI (25%), CRISIL Short Term Bond Fund Index (60%) and iCOMDEX Composite Index (15%). **The data/statistics are given for illustration purpose only and it should not be construed as performance of any Investment Strategy or guarantee/assurance of future return.** Past performance may or may not be sustained in future. **Sharpe Ratio:** A measure of risk-adjusted return that shows how much excess return an investment generates per unit of volatility (risk) taken.

# Aims to Deliver Risk-Adjusted Returns in the Long Term



Data from 1<sup>st</sup> Jan 2019 to 31<sup>st</sup> January 2026 | Source: Bloomberg, BSE indices for BSE Sensex, MCX commodities exchange for data on iCOMDEX Composite Index and Internal research | Volatility has been computed on daily returns, and annualized. Strategy Benchmark is 25% BSE SENSEX TRI + 60% CRISIL Short Term Bond Fund Index + 15% iCOMDEX Composite Index. Composite benchmark calculated by using weighted average of daily returns of BSE SENSEX TRI (25%), CRISIL Short Term Bond Fund Index (60%) and iCOMDEX Composite Index (15%). **The data/statistics are given for illustration purpose only and it should not be construed as performance of any Investment Strategy or guarantee/assurance of future return.** Past performance may or may not be sustained in future.

# How does the strategy aim to manage risk?

Long-Short, hedging and diversification = Less Downside Participation

## Long-Short trades aiming to capture alpha but at lower beta:

Equity long-short aims to reduce market sensitivity. Potential Alpha capture through stock selection.

## Diversified bets:

Equity and Commodities exposure to be diversified to reduce single instrument risk allocations.

## Hedging:

Equity and commodity derivatives hedging trades through use of options (covered calls etc.) and arbitrage with aim to minimize directional risk.

## Dynamic allocations:

Allocation between asset classes to be actively managed based on the individual asset outlook, macro developments, liquidity, and volatility

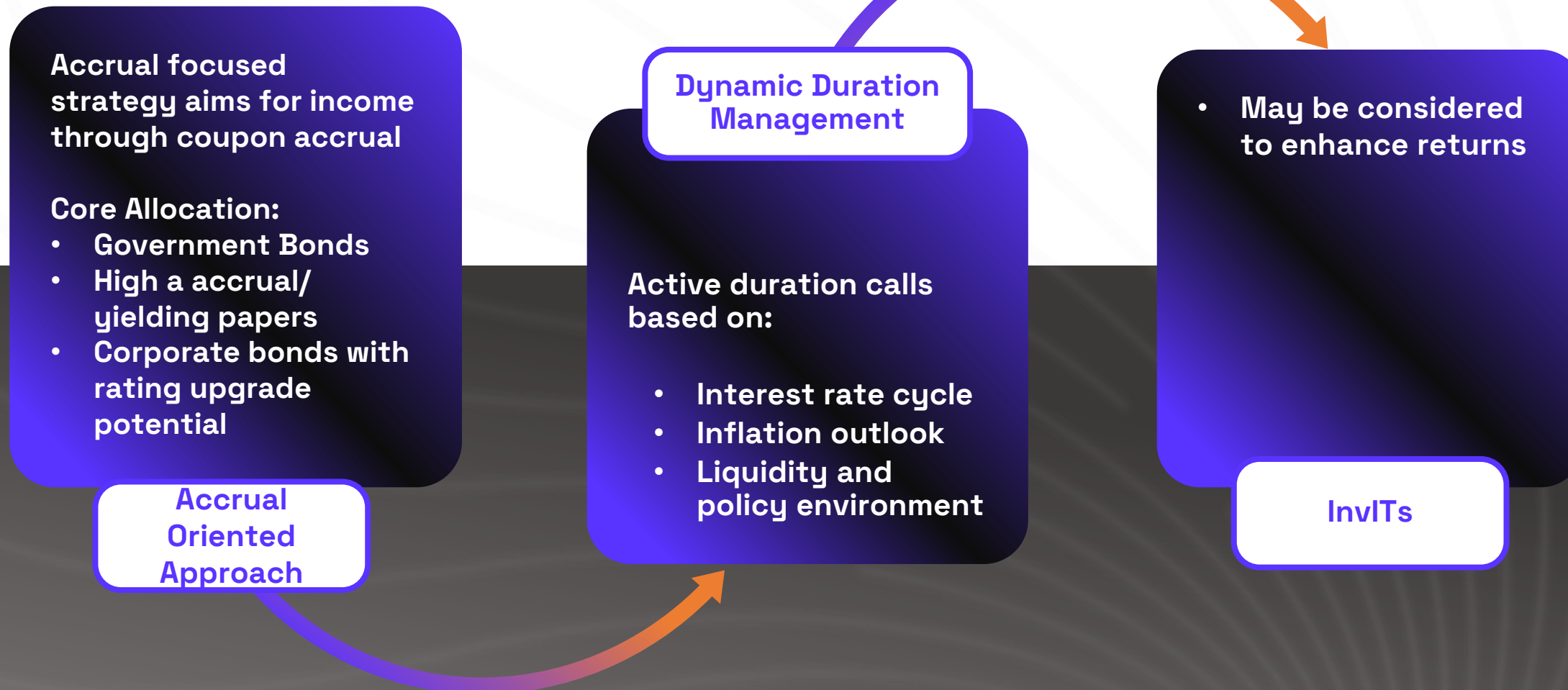
# Strategy at Play

# Asset Allocator's Strength Is In Its Diversity

Instruments	Indicative Allocations (% of total assets)	
	Minimum	Maximum
Equity and equity related securities (including REITs)	20%	50%
Debt and money market instruments	20%	65%
Short exposure through unhedged derivative positions in equity and debt instruments	0%	25%
Units issued by InvITs	0%	20%
Commodities	0%	25%

# Investment Approach – Debt Portion

Judicious mix of Debt instruments (20% - 65%)



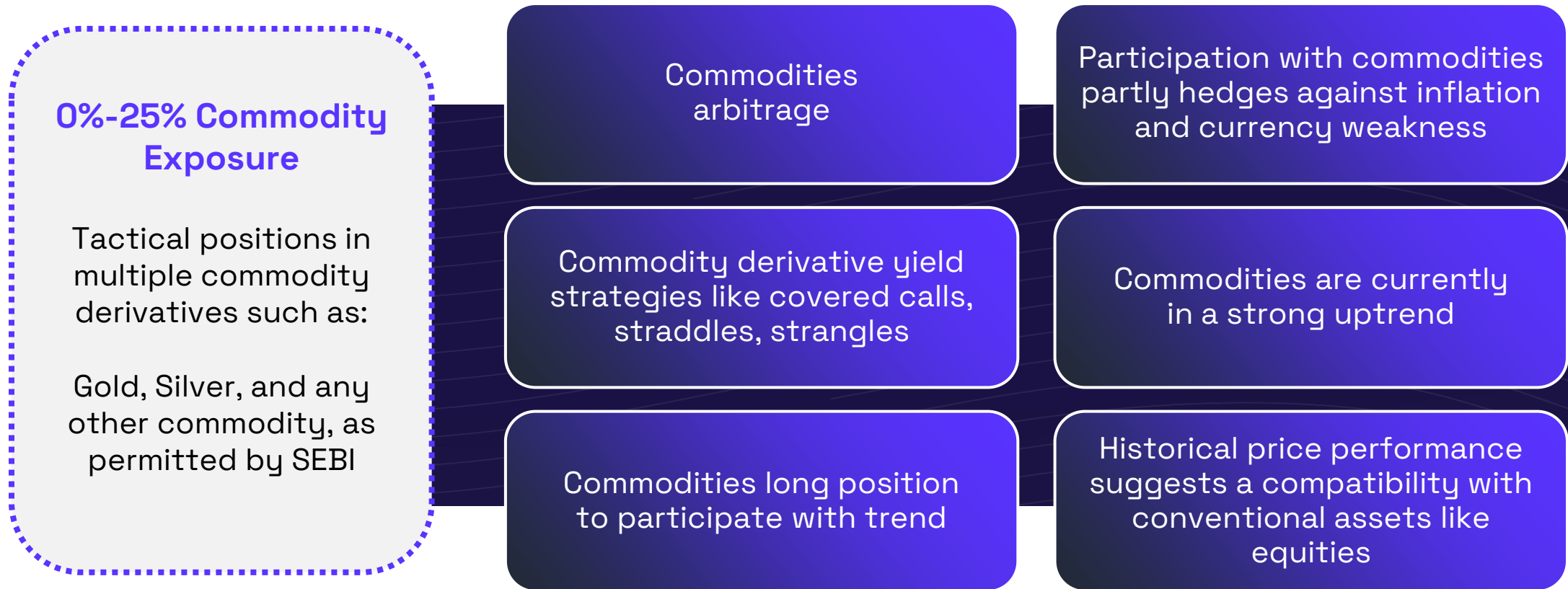
The above is based upon current Fund Management / Investment Strategy. However, the same shall be subject to change depending on the market conditions. For more details, investors are requested to refer Asset Allocation & Investment Strategy mentioned in ISID

# Investment Approach – Equity Portion Strategy



# Investment Approach – Commodity Derivatives

Uncorrelated behavior of commodities prices may aid in reducing overall volatility



# Investment Approach – REITs

- **Distribution yields (5.9% to 6.8%)<sup>1</sup>**
- **Rent increases every 3 years**
- **Lower volatility than stocks**
- **Diversified portfolio**

**What they Offer?**

- **80% of assets should be in fully completed, rent-earning buildings**
- **Must distribute 90% of cash flow**
- **Limited borrowing**

**SEBI Regulated<sup>2</sup>**

- **Big MNCs leasing offices in India**
- **Long leases, stable tenants**

**Growth Driver**

# About Platform and AMC

# DynaSIF – The Investment Platform

Inspired by the Greek word “**dynamis**” (meaning **power, strength, and potential**), Dyna SIF by 360 ONE Asset aims to blend active stock and asset selection with disciplined risk management, offering sophisticated investors investment opportunities across the risk curve with aim to build long-term wealth and manage their holding risk.

***Dyna SIF***  
by 360 ONE Asset

With a team of experienced professionals at the helm, **DynaSIF focuses on:**

- Strategies across the risk curve to meet all investment needs
- Dynamic – unbiased, agile, adaptive portfolios with an aim to deliver performance across market cycles & regimes in the long term
- Absolute focus on alpha generation over the benchmark, and not just long-term capital appreciation

DynaSIF aims to build strategies to meet diverse investors needs.

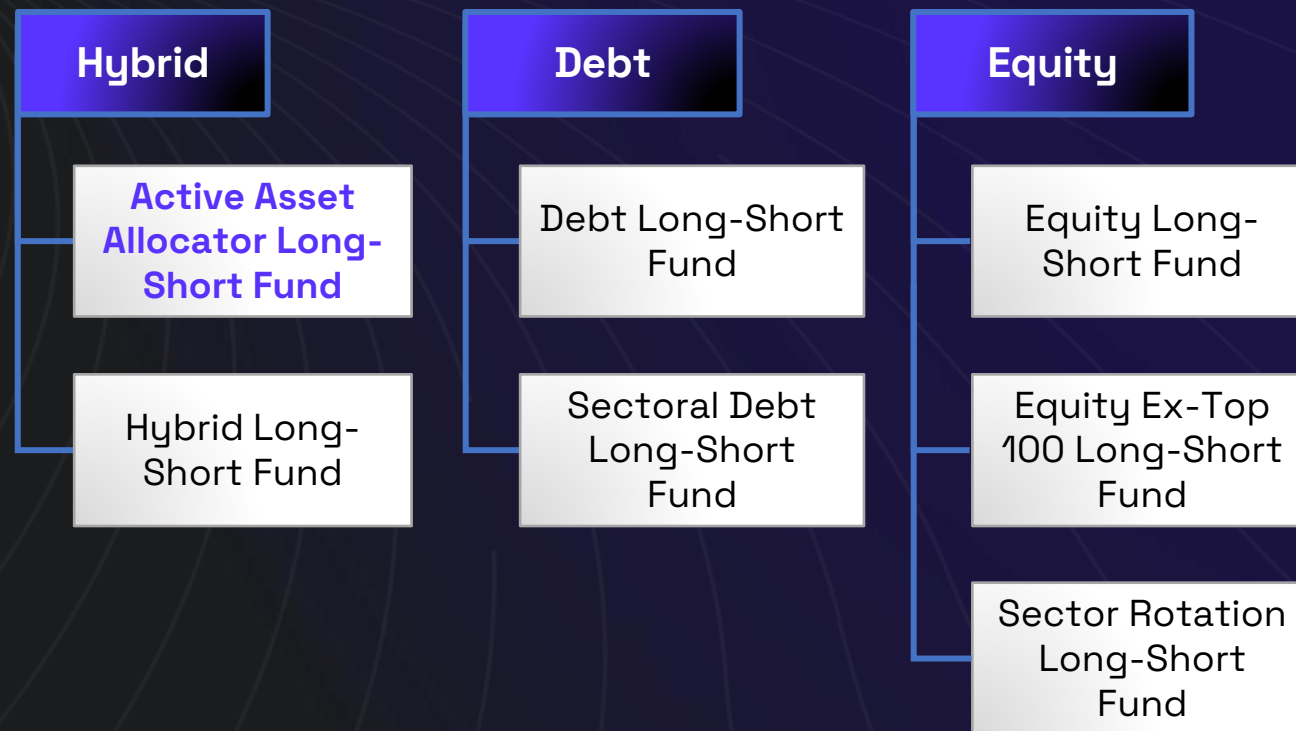
# SIF Structure

A Specialized Investment Fund (SIF) is a mutual fund offering designed for sophisticated investors and launched under a different brand name for easier identification.

## What is different/additional in SIFs?

- Minimum investment amount is Rs 10 lacs across all investment strategy launched by an AMC
- Limited (< 25%) unhedged shorting optionality to benefit from faltering businesses
- Greater flexibility in hedging and generating derivatives yield through options writing
- Flexible redemption windows

## Types of SIF



## Powered by 360 ONE AMC

- We are an **Indian asset management company** offering a comprehensive range of mutual funds and investment solutions
- Part of **360 ONE WAM**, a globally recognised wealth and asset management group known for its **client-centric, institutional culture**.
- We bring **deep India market expertise** across **active, passive, and hybrid equity strategies**, supported by robust research and integrated risk frameworks.
- Our platform spans active & passive **mutual funds, alternative investments, PMS, and customised institutional mandates**, and is now expanding into **SIFs through the DynaSIF platform**.
- We are focused on **consistent performance, disciplined risk management**, and **long-term value creation** for our clients.

Investment solutions managed with a disciplined, research-driven approach.

# Fund Managers



**Mr. Harsh Agarwal**  
**Fund Manager - Overall Strategy**

Nearly two decades of long-short investing experience, trained under global hedge fund managers and quantitative PMs, with strong expertise in stock selection, portfolio construction, and risk management.

Former Head of Alternative Strategies at Tata AMC, managing multi-asset Category III AIFs with peak AUM over ₹3,000 crore across equities, fixed income, and commodity derivatives; MBA (Symbiosis) with CPM, CTM, and NISM XIX certifications.



**Mr. Milan Mody**  
**Fund Manager - Debt Portion**

Mr. Mody has over 20 years of work experience in the Fixed Income market. Debt FM for 360 ONE Dynamic Bond Fund, Liquid and Overnight funds, Balanced Hybrid and Multi Asset Allocator funds.

Prior to joining 360 ONE Asset Management Limited, he was associated with ITI Asset Management Limited as Fixed Income Fund Manager for three years. His previous experience includes working with Darashaw, Birla Sun-life Securities, Sahara Life Insurance and Zyin Research Pvt. Ltd.



**Mr. Rahul Khetawat**  
**Fund Manager - Commodity Portion**

Mr. Khetawat has over 14 years of experience of handling multiple asset classes including Forex. Fund manager for commodities portion in 360 One Multi Asset Allocator Fund and managers 360 ONE Gold ETF and 360 ONE Silver ETF

Prior to joining 360 ONE Asset Mr. Khetawat was associated with Edelweiss Financial Services Limited and Marwadi Share and finance Limited as a trader in Commodity and forex market.

# Co-Founder & CIO and Research Team

**Anup Maheshwari** | **Co-founder & CIO** | **MBA**

- Anup brings with him 30 years of investment experience. He joined 360 ONE Asset Management Limited from DSP Investment Managers Private Limited in August 2018.
- He was associated with DSP BlackRock since July 1997 and was last designated as the Chief Investment Officer, Equities.
- For a brief period between December 2005 and May 2006, he was the CIO at HSBC Asset Management before returning to DSP BlackRock. Previously he was also associated with Chescor, a British fund management firm managing three offshore India equity funds. Anup is an alumnus of IIM Lucknow



## RESEARCH TEAM

**ALPESH MEHTA (19)**

BFSI

**ALOK SHAH (11)**

Consumer Staples &  
Discretionary

**VIRAL MEHTA (7)**

Cement and Building  
Materials

**SOUMYA TURAKHIA (6)**

General Research

**AKSHAY RAMNANI (6)**

Information Technology

**VIKRAM CHHABRA (10)**

Senior Economist

**DEVAL SHAH (7)**

Capital Goods,  
Infrastructure & Power

**ASHISH ONGARI (6)**

Quant Research

**SIMRAN SURYAWANSHI (2)**

General Research

**JAINIL SHAH (4)**

Pharma, Healthcare  
& Metal

# Fund Details

# Details

<b>Type</b>	Interval investment strategy dynamically investing across equity, debt, equity and debt derivatives, InVITs and commodity derivatives, including limited short exposure on permitted instruments through derivatives.
<b>Category</b>	Active Asset Allocator Long-Short Fund
<b>Investment Objective</b>	To generate capital appreciation and income generation with dynamic allocation to different asset classes like equities, InVITs, commodities and fixed income layered with derivatives long-short trading strategies. There is no assurance that the investment objective of the Investment strategy will be achieved.
<b>Subscription Frequency</b>	Daily (only business days)
<b>Redemption Frequency</b>	Every Monday of the week
<b>Notice Period</b>	7 working days (Investors placing requests for redemption/Switch Out /STP OUT shall receive/transfer the value of units based on the fund's NAV at the end of the notice period. )
<b>Fund Managers</b>	Mr. Harsh Agarwal (Overall strategy); Mr. Milan Mody (debt portion); Mr. Rahul Khetawat (commodities portion)
<b>Plans, and Options</b>	Plans: Regular Plan & Direct Plan   OPTIONS UNDER EACH PLAN(S): Growth & Income Distribution cum Capital Withdrawal (IDCW)  Sub-options under IDCW: IDCW Payout & IDCW re-investment.
<b>Load Structure</b>	Exit Load: If redeemed within 3 months - 0.5%, thereafter - Nil
<b>Benchmark Index</b>	25% BSE SENSEX TRI + 60% CRISIL Short Term Bond Fund Index + 15% iCOMDEX Composite Index
<b>Minimum Application Amount (During NFO &amp; On continuous Basis)</b>	Rs. 10,00,000/- and in multiple of Rs 1/- thereafter. if investment is made in multiple investment strategies of DynaSIF then aggregate investment by an investor across multiple investment strategies of DynaSIF, shall not be less than 10,00,000/- For Accredited Investors – Rs. 1,00,000/-

# RISK BAND

## DynaSIF Active Asset Allocator Long-Short Fund

(Interval investment strategy dynamically investing across equity, debt, equity and debt derivatives, InVITs and commodity derivatives, including limited short exposure on permitted instruments through derivatives.)

### This product is suitable for investors who are seeking\*

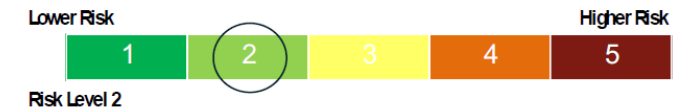
- To create Long-term capital appreciation & income generation
- Investment across equity, debt, equity and debt derivatives, InVITs and Commodity derivatives, including limited short exposure on permitted instruments through Derivatives

### Risk Band



**Risk band level 2**

### Benchmark Risk Band



**Risk band level 2**

**Benchmark - 25%SENSEX TRI + 60% CRISIL Short Term Bond Fund Index + 15% iCOMDEX Composite Index**

\*Investors should consult their financial advisers if in doubt about whether the product is suitable for them.

(The above product labelling assigned during the New Fund Offer (NFO) is based on internal assessment of the characteristic of the investment strategy or model portfolio and the same may vary post NFO when actual investments are made)

# Disclaimer

The above commentary/opinions/in house views/strategy incorporated herein is provided solely to enhance the transparency about the investment strategy / theme of the Investment Strategy and should not be treated as endorsement of the views / opinions or as an investment advice. The above commentary should not be construed as a research report or a recommendation to buy or sell any security/scheme/investment strategy. The information / data herein alone is not enough and shouldn't be used for the development or implementation of an investment strategy. The above commentary has been prepared based on information, which is already available in publicly accessible media or developed through analysis of 360 ONE Mutual Fund. The information/ views / opinions provided is for informative purpose only and may have ceased to be current by the time it may reach the recipient, which should be considered before interpreting this commentary. The recipient should note and understand that the information provided above may not contain all the material aspects relevant for making an investment decision and the stocks may or may not continue to form part of the scheme's portfolio in future. The decision of the Investment Manager may not always be profitable as such decisions are based on the prevailing market conditions and the understanding of the Investment Manager. Actual market movements may vary from the anticipated trends. The statements made herein may include statements of future expectations and other forward-looking statements that are based on our current views and assumptions and involve known and unknown risks and uncertainties that could cause actual results, performance or events to differ materially from those expressed or implied in such statements. This information is subject to change without any prior notice. The Company reserves the right to make modifications and alterations to this statement as may be required from time to time. Neither 360 ONE Mutual Fund / 360 ONE Asset Management Ltd, its associates, directors or representatives shall be liable for any damages whether direct or indirect, incidental, punitive special or consequential including lost revenue or lost profits that may arise from or in connection with the use of the information.

**SIF Disclaimer: Investments in Specialized Investment Fund involves relatively higher risk including potential loss of capital, liquidity risk and market volatility. Please read all investment strategy related documents carefully before making the investment decision.**

**Thank you**